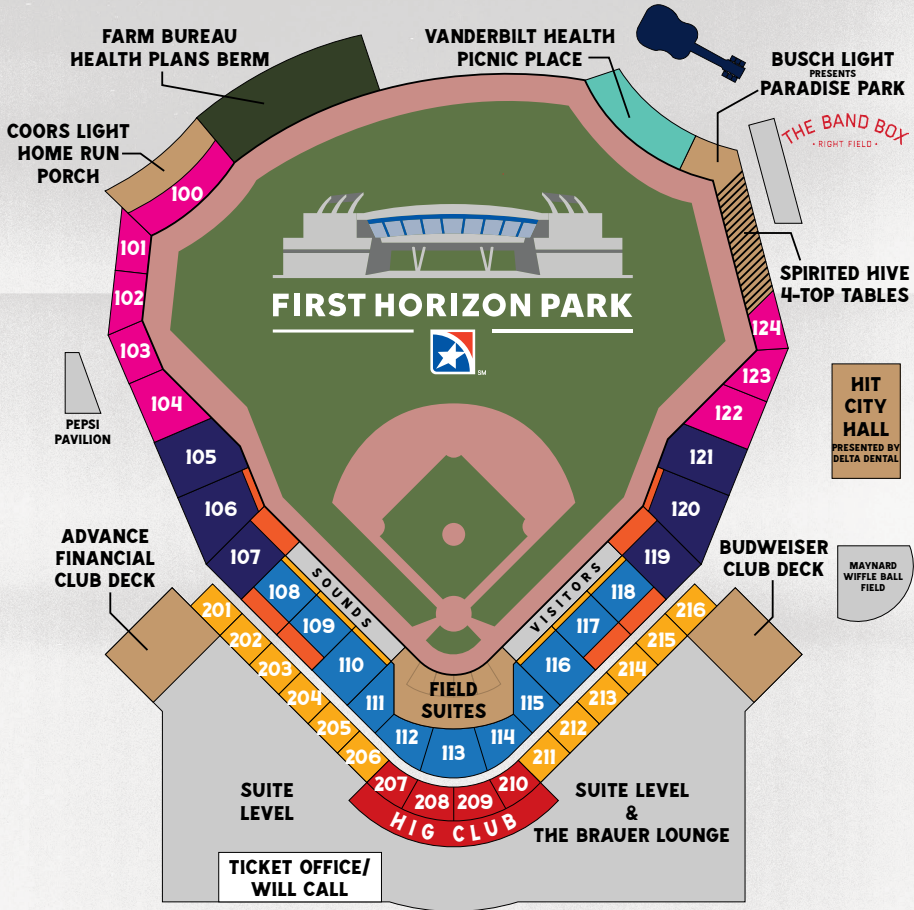




2023 NASHVILLE SOUNDS

MEDIA GUIDE

FIRST HORIZON PARK BALLPARK MAP



ADA accessible areas are located in sections 102, 106, 107, 115, 119, 120, & 206

HIG CLUB	CLUB	PREMIUM	DUGOUT	SELECT	CORNER
-----------------	-------------	----------------	---------------	---------------	---------------

First Horizon Park | 19 Junior Gilliam Way | Nashville, TN 37219



**NASHVILLE SOUNDS BASEBALL CLUB
FIRST HORIZON PARK
19 JUNIOR GILLIAM WAY
NASHVILLE, TN 37219
615-690-4487
WWW.NASHVILLESOUNDS.COM
@NASHVILLESOUNDS**

OWNERSHIP

Frank Ward.....Owner
Masahiro Honzawa.....Owner

EXECUTIVE MANAGEMENT

Adam English.....General Manager & Chief Operating Officer
Doug Scopel..Assistant General Manager & Vice President of Operations
Danielle Gaw.....Vice President of Corporate Partnerships
Taylor Fisher.....Vice President of Ticket Sales & Service

FIRST HORIZON PARK



Located just north of downtown Nashville, state-of-the-art First Horizon Park opened in 2015. With a stunning backdrop of the Nashville skyline, the ballpark has become the crown jewel of a rapidly-growing Germantown neighborhood. Through the first six years of game play, over 3.7 million fans have passed through the gates. The Sounds led Minor League Baseball in attendance in 2022 with 555,576.

LARGEST CROWDS IN FIRST HORIZON PARK HISTORY

1. 12,409 - July 16, 2022 vs. Memphis
2. 12,140 - August 13, 2022 vs. Gwinnett
3. 11,824 - March 24, 2018 - Texas Rangers Exhibition Game
4. 11,764 - July 3, 2017 vs. Oklahoma City
5. 11,759 - July 3, 2016 vs. Oklahoma City
6. 11,692 - September 2, 2018 vs. Memphis
7. 11,691 - July 4, 2018 vs. Iowa
8. 11,686 - July 4, 2021 vs. Louisville
9. 11,684 - June 25, 2016 vs. Omaha
10. 11,678 - June 17, 2017 vs. New Orleans

121 sellouts in First Horizon Park history

Groundbreaking.....	January 27, 2014	Team Store Square Footage.....	2,990
Opening.....	April 17, 2015	Club Lounge Square Footage.....	5,080
Cost.....	\$47 Million	Scoreboard Dimensions.....	142' x 55'
Acreage.....	10.8 Acres	Home Clubhouse Square Footage.....	2,000
Concourse.....	360-degree circulation with concourse width varying from 24' to 35'	Visiting Clubhouse Square Footage.....	1,694
Design Architect.....	Populous	Playing Surface..Latitude 36 Bermudagrass	
Capacity.....	10,000	Dimensions:	
Club-Level Suites.....	18	Left-Field Line.....	330'
Field-Level Suites.....	4	Left-Center Field.....	386'
Batting Cages.....	2	Center-Field.....	403'
Bathrooms.....	16	Right-Center Field.....	388'
Points of Sale.....	84	Right-Field Line.....	310'
Concession Stands.....	5 permanent stands plus additional portable stands		

TABLE OF CONTENTS

Team Information.....1

First Horizon Park.....2

Front Office.....4-12

Field Staff.....14-25

Players.....26-125

Opponents.....126-138

International League Information.....139

2022 in Review.....140-153

Nashville Baseball History.....154-159

Sounds Records and History.....160-185

Postseason History.....186-187

Retired Numbers.....188-190

All-Time Roster.....191-215

Nashville Vols History.....216-217

Milwaukee Brewers.....218-221

Media Information.....222-224

Pre-Game Field Schedule.....225

Miscellaneous Information.....226-231

The 2023 Nashville Sounds Media Guide was written and designed by Chad Seely, Collin Perry, Bailey Knight and Doug Scopel. Cover design by Drew Gibby. Team record information compiled by members of the Sounds media relations department, past & present.

Special thanks to the Milwaukee Brewers media relations department, Casey Gower, Nashville Metro Archives and the International League and its clubs for their contributions. Statistical information provided by MLBAM, Baseball Reference and Elias Sports Bureau.

Further information about the Nashville Sounds can be obtained from the media relations department at 615-515-1152.

STAFF DIRECTORY

EXECUTIVE MANAGEMENT

Frank Ward.....	Owner
Masahiro Honzawa.....	Owner
Adam English.....	General Manager / Chief Operating Officer
Doug Scopel.....	Asst. General Manager & Vice President of Operations
Danielle Gaw.....	Vice President of Corporate Partnerships
Taylor Fisher.....	Vice President of Ticket Sales & Service

FINANCE/HUMAN RESOURCES

Katie Sigman.....	Director of Accounting
-------------------	------------------------

TICKET OPERATIONS & SALES

Kevin Kurowski.....	Director of Ticket Sales
Kyle Hargrove.....	Director of Ticket Operations
Kelsen Adeni.....	Inside Sales Manager
Reghan Brands.....	Account Executive
Jay Evans.....	Account Executive
Jacob Frieauf.....	Account Executive
Ben Whalin.....	Account Executive
Kelsey Wisner.....	Account Executive
Luke Povolny.....	Account Executive
Travis Williams.....	Fan Experience & Community Relations Manager
Lyndsey Tarver.....	Ticket Office Manager
Nicholas Carr.....	Ticket Operations Coordinator
Sarah Norton.....	Ticket Sales Representative
John Siebert.....	Ticket Sales Representative
Ryan Barsby.....	Ticket Sales Intern
Collette Kearns.....	Ticket Sales Intern

CORPORATE PARTNERSHIPS & BUSINESS DEVELOPMENT

Jeff Hem.....	Director of Broadcasting
Jon Brownfield.....	Business Development Manager
Nicole Choksi.....	Partnership Activation Manager
Benjamin Whalen.....	Partnership Activation Manager

RETAIL

Wade Becker.....	Director of Retail
Frank Paruzynski.....	Merchandise Manager

COMMUNICATIONS

Collin Perry.....	Communications Manager
Bailey Knight.....	Communications Assistant
Casey Gower.....	Team Photographer

STAFF DIRECTORY

SPECIAL EVENTS

Sierra Siegel.....Director of Special Events

MARKETING & PROMOTIONS

Abby Holman.....Director of Marketing

Neil Rosan.....Director of Creative Services

Karly Deland.....Entertainment & Promotions Manager

Carlie Jamison.....Entertainment & Community Relations Assistant

Jasha Keller.....Entertainment & Community Relations Assistant

Hunter Gipson.....Event Production Coordinator

Brandon Bagwell.....Event Production Assistant

Buddy Yelton.....Mascot Coordinator

Shannon Gadomski.....Digital Marketing Coordinator

Drew Gibby.....Lead Graphic Designer

Anna Caton.....Graphic Designer

Ryan Slattery.....Video Production Assistant

Rae Nead.....Group Theme Coordinator

OPERATIONS

Hannah Onken.....Director of Stadium Operations

Caleb Yorks.....Senior Stadium Operations Manager

Colin Brennan.....Stadium Operations Manager

Diana Dovenspike.....Stadium Operations Manager

Braden Kalahar.....Stadium Operations Assistant

Antonio Costas.....Stadium Operations Assistant

Thomas Trotter.....Head Groundskeeper

Shay Adams.....Assistant Groundskeeper

McKinley Griggs.....Assistant Groundskeeper

Kris Burke.....Assistant Groundskeeper

Matt Gallant.....Clubhouse & Equipment Manager

Patrick King.....Visiting Clubhouse Manager

SODEXO LIVE! (FOOD SERVICE)

Dave Keitel.....District Manager

Buddy Richardson.....General Manager

Jerry Infantino.....Regional Executive Chef

Michael Feldman.....Executive Chef

Chad Beard.....Warehouse Manager

Pete Sarantakos.....Concessions Manager

Jessica Duvall.....Accounting Manager

Alley Benefield.....Office Manager

Nikyra Beasley.....Staffing Manager

OWNERSHIP

FRANK WARD - OWNER



Frank Ward has three loves: his family, real estate and baseball. All three have led him and MFP Baseball to Nashville.

With more than 40 years of involvement in real estate, Ward's wide range of business experience includes restructuring corporate organizations, developing high-rise office buildings in New York City, and serving as chief operating officer of a very large commercial real estate company. After serving in the U.S. Army in Korea shortly after graduating from high school, Ward earned an accounting degree from Capitol University in

Columbus, Ohio.

Ward was hired out of college by Kenneth Leventhal & Company (now Ernst & Young) in Columbus, Ohio, in 1971 as an auditor, and he eventually moved into corporate restructuring. Ward moved to Kenneth Leventhal & Company's New York City office in 1973.

In 1982, Ward was hired as Managing Director and Chief Financial Officer of HRO International, a client of his at Kenneth Leventhal & Company that was the most active high-rise office building developer in Manhattan. Ward remained at HRO International until 1995. That year, he accepted an offer to serve as Chief Operating Officer of Hiro Real Estate Co.

One of his first responsibilities at Hiro Real Estate was to draft a business plan to turn the company around. He did, and over the next 13 years, Ward steadily decreased debt and increased profits. Ward worked at Hiro Real Estate Co. as Chief Operating Officer from 1995 to 2008 before leaving with fellow Sounds owner Masahiro Honzawa to start MFP Real Estate.

Ward is a longtime baseball card collector. Acquiring the Nashville Sounds promises to be a logical progression of his career and love of the game. Between collecting cards and his more than 25 years of experience playing fantasy baseball, Ward's hobbies may be as valuable to MFP as his real estate experience.

Ward is married and has four children, two sons and two daughters. He and his wife, Renee, live in Nashville. Ward's sons Christopher and Timothy, and daughters Danielle and Katie all live in Nashville. Frank and Renee are the proud grandparents of three grandchildren.

Ward fell in love with Nashville during trips to visit his daughter at Vanderbilt. He is excited that Nashville is a growth market for real estate and has promise as a great baseball town.

OWNERSHIP

MASAHIRO HONZAWA - OWNER



MFP President Masahiro Honzawa ran the U.S. operations of his family's Hiro Real Estate Co. from 1995 to 2008. Honzawa was also active in the company's Japanese operations.

The Honzawa family has owned and operated a privately owned, 7 million-square-foot warehouse business in Japan and extensive real estate in New York City, Chicago and Los Angeles.

Honzawa graduated from Keio University in Tokyo in 1991 and continued his education in the U.S., where he earned an MBA from Columbia

University in 1998.

Before he took the helm of Hiro Real Estate's U.S. operations in 1995, he interned with Arthur Andersen LLP in New York, where he met his future MFP business partner Steve Posner, who was the partner on the Hiro Real Estate account for Arthur Andersen at the time.

In January 2008, Honzawa sold his interest in Hiro Real Estate and started MFP Real Estate.

He and his wife, Makiko, reside in New York and enjoy traveling for business and pleasure.



Pictured L-R: Former Nashville Mayor Karl Dean, Frank Ward, Masahiro Honzawa and Branch Rickey

EXECUTIVE MANAGEMENT



ADAM ENGLISH - GENERAL MANAGER / CHIEF OPERATING OFFICER

Adam English serves as the General Manager & Chief Operating Officer of the Sounds and oversees all day-to-day operations related to the ballclub. With English at the helm, the Sounds were named the 2022 Minor League Baseball Organization of the Year.

A native of Lexington, Ky., English joined the Sounds in October 2021 after serving as the Vice President and General Manager for the Gwinnett Stripers, the Triple-A Affiliate of the Atlanta Braves. English was with the Stripers since

November 2018.

Prior to his three seasons with Triple-A Gwinnett, English was previously with the Triple-A Sacramento River Cats from 2013-18. He started with Sacramento as the Director of Ticket Sales and received promotions to Senior Director of Ticket Sales and Vice President of Ticket Sales and Service.

English was with the Single-A Lexington Legends from 2010-13 as the Director of Ticket Sales and later the Assistant General Manager. He began his professional career in sports with Ripken Baseball in 2006.

English graduated from Transylvania University in Lexington with a bachelor's degree in Business Administration. He resides in Franklin, Tenn. with his wife, Kerstin, and their son, Truett.

EXECUTIVE MANAGEMENT



DOUG SCOPEL - ASSISTANT GENERAL MANAGER / VICE PRESIDENT OF OPERATIONS

Doug Scopel was named the Assistant General Manager for the Sounds in December of 2021, a promotion from his title of Vice President of Operations. Scopel initially joined the staff as an intern in February of 2000 and oversees all aspects of operations for the Sounds and First Horizon Park. The 2023 season marks his 26th in professional baseball.

Scopel played a pivotal role in helping the Sounds secure the coveted 2019 Triple-A Bob Freitas Award. The Freitas Awards have been presented by *Baseball America* annually since 1989 and recognize franchises for their community involvement, long term business success and consistent operational excellence.

In August 2018, Scopel was honored by *Ballpark Digest* as Minor League Baseball's Executive of the Year. He was also honored by *Minor League News* as the 2006 Public Relations Director of the Year.

Along with team ownership, Scopel served as the Sounds point person for the design, project management, and construction teams during the planning and development of state-of-the-art First Horizon Park, which opened in April 2015.

Prior to arriving in Nashville, he served as a media/community relations assistant for the Rancho Cucamonga Quakes.

A Pittsburgh native, Scopel earned a journalism degree from Marquette University in Milwaukee. He resides in Nashville with his wife, Michelle, daughter, Bella, and son, Milo.

EXECUTIVE MANAGEMENT



DANIELLE GAW - VICE PRESIDENT OF CORPORATE PARTNERSHIPS

Danielle Gaw is the Vice President of Corporate Partnerships, a role she was promoted to in December of 2021. She was previously the Director of Corporate Partnerships, a role she held since June of 2018.

Gaw's responsibilities include overseeing all aspects of corporate partnerships and activation at First Horizon Park. She also leads the corporate partnership staff through creating contracts, managing sponsorship inventory and other corporate sales-related tasks.

She joined the Sounds in a full-time capacity in September 2014 after serving as the club's Community Relations Assistant during the previous summer. She has received several promotions including Senior Manager of Corporate Partnerships in January of 2016, Director of Activation in August of 2016 and Director of Corporate Partnerships.

Prior to the Sounds, Danielle served as the Communications Intern at the Missouri State High School Activities Association, where she helped with publications, media, and state tournaments. She got her start in baseball with the Hannibal Cavemen of the Prospect League in 2011. She has also worked for the Houston Astros and the University of Missouri baseball team.

Danielle graduated from Columbia College with a bachelor's degree in Sports Management and a bachelor's degree in Marketing and is originally from Frankford, Mo. Gaw resides in Nashville with her golden retriever, Cheerio.

EXECUTIVE MANAGEMENT



TAYLOR FISHER - VICE PRESIDENT OF TICKET SALES & SERVICE

Taylor Fisher is the Sounds Vice President of Ticket Sales & Service, a role he was promoted to in December of 2021. He was previously in the role of Director of Sales since November of 2018.

Fisher joined the Sounds as a member of the Business Development team in October of 2016. His responsibilities include overseeing all aspects of ticket sales and service related to the Sounds and First Horizon Park. He is also responsible for development of corporate partnerships, selling season and group tickets, as well as hospitality

areas for corporate outings and private functions.

Prior to the Sounds, Taylor served as a Sponsorship Account Manager with the Frederick Keys, formerly of the Carolina League. He spent two years in Frederick selling corporate sponsorships. He also spent one year as the General Manager of the Old Orchard Beach Raging Tide.

Taylor has been a member of Kiwanis Club of Nashville since January of 2018 and currently serves as the President of its Foundation. He also serves as the Chair of Chamber North, one of the Area Advisors Councils for the Nashville Area Chamber of Commerce.

Taylor graduated from Bentley University with a bachelor's degree in Corporate Finance & Accounting, and Northeastern University with a master's degree in Sports Leadership. He is originally from Merrimac, Mass. He resides in Ashland City, Tenn., with his wife, Becca, daughter, Kennedy, and their dog, Fletcher.

COMMUNICATIONS



COLLIN PERRY - COMMUNICATIONS MANAGER

Collin Perry rejoined the Sounds in January of 2023 after serving as a seasonal communications associate in 2022. He is responsible for writing and distributing press releases, managing game day press box operations, co-managing the club's social media efforts, facilitating baseball information and handling media requests and content of the team's publications and website.

Prior to the Sounds, Perry served as the Assistant Sports Information Director at Marian University where he oversaw and covered Marian Athletics for the NAIA school. He previously spent the 2021 season with the Triple-A Gwinnett Stripers as a Media Relations Trainee. Perry has also spent time with the Triple-A

Norfolk Tides and the Single-A Fort Wayne TinCaps.

Perry graduated from Butler University with a bachelor's degree in Journalism and is originally from Antwerp, Ohio.



BAILEY KNIGHT - COMMUNICATIONS ASSISTANT

Bailey Knight joined the Sounds in February of 2023 and assists the communications department in a variety of areas, including media requests, game notes, game recaps, social media, program content, press releases and record keeping.

Prior to joining the ballclub, Knight served as a Media Relations Trainee for the Triple-A Gwinnett Stripers. He spent the 2021 season with Gwinnett as a Guest Relations Representative. Knight has also spent time covering George State University athletics for the student newspaper.

Knight graduated from Georgia State University in 2022 with a bachelor's degree in Sport Administration. The Newnan, Ga. native's favorite teams include the Atlanta Braves, Boston Red Sox and Boston Bruins.



FIRST HORIZON PARK

LOUNGE

Houghtons Insurance Club

Houghtons Insurance Club

YARD
BAR

DEX Wrapping


Ole, Finley Moonshine

YEE-HAW BREWING CO.


DEX



FIELD STAFF



RICK SWEET • MANAGER



OPENING DAY AGE: 70
BORN: September 7, 1952 in Longview, WA
RESIDES: Nashville, TN
CAREER MANAGERIAL RECORD: 2,192-2,038
MILWAUKEE ORGANIZATION: 10th season

SWEET

Rick Sweet, 70, enters his fourth season overall (3rd consecutive) as the manager of the Nashville Sounds. The 2023 season represents his 10th year managing in the Milwaukee Brewers organization. In three seasons managing Nashville (2014, 2021-22), Sweet has compiled a 238-183 record.

Sweet has served as Milwaukee's Triple-A manager for the previous eight seasons, posting a 600-518 (.537) record during that timeframe. In 32 years as a minor league manager, Sweet has a 2,192-2,038 (.518) record. His 2,192 wins are the second-most among active minor league managers, behind only Myrtle Beach's Buddy Bailey (2,282), and fifth-most all time in Minor League Baseball history.

The 2022 season was one of the best in Nashville franchise history with Sweet at the helm. He led the Sounds to 91 wins, the second-most in team history and the only team in Minor League Baseball to surpass 90 wins. Following the season, Sweet was named International League Manager of the Year by MiLB. He was also the recipient of the Mike Coolbaugh Award. In 2021, Sweet guided Nashville to a 70-58 mark.

Sweet managed the Sounds to a 77-67 record in 2014. He managed the Colorado Springs Sky Sox from 2015-18 and the San Antonio Missions in 2019.

Prior to joining the Brewers, Sweet spent seven of the previous nine seasons as manager of Triple-A Louisville (2005-11). He became the franchise's all-time winningest manager with a 539-465 (.537) record. His Bats won three consecutive International League West Division championships from 2008-10. Sweet also served as the Reds catching coordinator (2012-13).

Sweet previously managed in the minors with Seattle (87-88), Houston (89-95), New York-NL (97), Montreal (98, 00), San Diego (01-03), Detroit (04) and Cincinnati (05-11) organizations. He was the first base coach for the Astros in 1996 and Field Coordinator for the Expos from 1999-2000.

In addition to his 2022 IL Manager of the Year award, Sweet has also been named Pacific Coast League Manager of the Year in 1994, IL Manager of the Year in 2008 and 2009 and *Baseball America's* Triple-A Manager of the Year in 2010.

Sweet has managed in the Triple-A All-Star Game three times. He was the skipper for the Pacific Coast League in 1993 and 2003, and for the International League in 2009. He and Dave Miley are the only two people to manage three different teams in the Triple-A All-Star Game.

A former catcher, Sweet had a nine-year playing career (1975-83), including time in the big leagues with San Diego (1978), New York-NL (1982) and Seattle (1982-83). He was drafted by the Pittsburgh Pirates in the 31st round of the 1974 amateur draft but did not sign, and by the San Diego Padres in the third round of the 1975 amateur draft. He attended and played college baseball at Gonzaga University from 1973-75.

CAREER STATISTICS

YEAR	CLUB	AVG	G	AB	R	H	2B	3B	HR	RBI	BB	SO	SB	CS	OBP	SLG
1975	Walla Walla (A-)	.350	75	260	48	91	21	2	11	66	44	18	8	2	.444	.573
1976	Amarillo (AA)	.282	117	412	63	116	22	5	4	67	58	41	3	5	.374	.388
1977	Hawaii (AAA)	.323	128	452	87	146	35	4	11	67	69	35	6	4	.413	.491
1978	SAN DIEGO	.221	88	226	15	50	8	0	1	11	27	22	1	4	.306	.270
1979	Hawaii (AAA)	.257	135	452	59	116	17	4	5	52	76	31	4	4	.361	.345
1980	Hawaii (AAA)	.261	99	337	42	88	11	3	1	35	42	18	4	1	.341	.320
1981	Tidewater (AAA)	.277	128	462	58	128	30	1	4	55	55	36	14	9	.354	.372
1982	SEATTLE	.256	88	258	29	66	6	1	4	24	20	24	3	0	.311	.333
	NEW YORK-NL	.333	3	3	0	1	0	0	0	0	0	1	0	0	.333	.333
1983	SEATTLE	.221	93	249	18	55	9	0	1	22	13	26	2	2	.259	.269
Major League Totals		.234	272	736	62	172	23	1	6	57	60	73	6	6	.292	.292
Minor League Totals		.288	682	2375	357	685	136	19	36	342	344	179	39	25	.379	.407

Rick Sweet Continued

SWEET'S MANAGERIAL RECORD

YEAR	CLUB	LEAGUE	W	L	PCT	FINISH	POSTSEASON
1987	Bellingham	Northwest (A-)	30	46	.395	-	
1988	Wausau	Midwest (A)	52	88	.371	-	
1989	Osceola	Florida State (A)	72	65	.526	-	
1990	Columbus	Southern (AA)	67	77	.465	-	
1991	Jackson	Texas (AA)	70	66	.515	-	
1992	Jackson	Texas (AA)	61	74	.452	-	
1993	Tucson	Pacific Coast (AAA)	83	60	.580	1st	
1994	Tucson	Pacific Coast (AAA)	81	63	.563	-	
1995	Tucson	Pacific Coast (AAA)	87	56	.608	1st	
1997	Binghamton	Eastern (AA)	66	76	.465	-	
1998	Harrisburg	Eastern (AA)	73	69	.514	-	
1999	Harrisburg	Eastern (AA)	4	3	.571	(Interim for Doug Sisson, July 6-12)	
2000	Ottawa	International (AAA)	15	34	.306	(Replaced Jeff Cox on July 20)	
2001	Portland	Pacific Coast (AAA)	71	73	.493	-	
2002	Portland	Pacific Coast (AAA)	72	71	.503	-	
2003	Portland	Pacific Coast (AAA)	69	75	.479	-	
2004	Erie	Eastern (AA)	80	62	.563	-	
2005	Louisville	International (AAA)	66	78	.458	-	
2006	Louisville	International (AAA)	75	68	.524	-	
2007	Louisville	International (AAA)	74	70	.514	-	
2008	Louisville	International (AAA)	88	56	.611	1st	Lost in IL Semifinal
2009	Louisville	International (AAA)	84	58	.592	1st	Lost in IL Semifinal
2010	Louisville	International (AAA)	79	64	.552	1st	Lost in IL Semifinal
2011	Louisville	International (AAA)	73	71	.507	-	
2014	Nashville	Pacific Coast (AAA)	77	67	.535	-	
2015	Colorado Springs	Pacific Coast (AAA)	62	81	.434	-	
2016	Colorado Springs	Pacific Coast (AAA)	67	71	.486	-	
2017	Colorado Springs	Pacific Coast (AAA)	80	57	.584	1st	Lost in PCL Semifinal
2018	Colorado Springs	Pacific Coast (AAA)	73	66	.525	-	
2019	San Antonio	Pacific Coast (AAA)	80	60	.571	-	
2021	Nashville	Triple-A East (AAA)	70	58	.547	-	
2022	Nashville	International (AAA)	91	58	.611	1st	Lost in IL Champ
CAREER TOTALS		(32 seasons)	2,192	2,038	.518		

ALL-TIME SOUNDS MANAGERS

MANAGER	YEAR(S)	WIN	LOST	PERCENTAGE
Trent Jewett	1998-00, '03-04	320	304	.513
Rick Renick	1993-96	309	266	.537
Frank Kremblas	2005-08	299	273	.523
Rick Sweet	2014, '21-22	238	183	.565
Don Money	2009-11	223	209	.516
Pete Mackanin	1990-92	186	180	.508
Carl "Stump" Merrill	1980-81	178	108	.622
Steve Scarson	2015-16	149	137	.521
Marty Brown	2001-02	136	148	.479
Mike Guerrero	2012-13	122	157	.430
Jack Lind	1987-88	102	115	.470
Frank Lucchesi	1988-89	96	89	.519
Doug Holmquist	1983	88	58	.603
George Scherger	1978, '88	83	62	.572
Johnny Oates	1982	77	67	.535
Jim Marshall	1984	74	73	.503
Tom Spencer	1997	74	69	.517
Fran Riordan	2018	72	68	.514
Leon Roberts	1985-86	70	79	.470
Ryan Christenson	2017	68	71	.489
Gordy MacKenzie	1985	66	61	.520
Jason Wood	2019	66	72	.478
Chuck Goggin	1978	64	77	.454
Richie Hebner	2000	34	51	.400
Dave Miley	1992	32	36	.471
Jim Hoff	1988	12	10	.545
Lee Walls	1985	3	4	.429
Charlie Greene	2013	2	7	.222
Wayne Garland	1988	1	2	.333
TOTALS		3,244	3,037	.516

JEREMY ACCARDO • PITCHING COACH



OPENING DAY AGE: 41

BORN: December 8, 1981 in Phoenix, AZ

RESIDES: Gilbert, AZ

MILWAUKEE ORGANIZATION: 2nd season

ACCARDO

Jeremy Accardo returns for his second season as pitching coach of the Nashville Sounds and his second season with the Milwaukee Brewers organization. The Sounds compiled a 4.02 ERA with Accardo at the helm in 2022 - the second-lowest in Triple-A Baseball.

The eight-year Major League veteran pitched for San Francisco (2005-06), Toronto (2006-10), Baltimore (2011), Cleveland (2012) and Oakland (2012). Accardo pitched in 262 big league games.

Accardo served as the assistant pitching coach for the New York Mets during the 2020 and 2021 seasons. He first joined the Mets' Major League staff on June 20, 2019 as a pitching strategist. Prior to his time on New York's big-league staff, Accardo held various positions within the organization, including the Gulf Coast League Mets pitching coach (2017), Triple-A Las Vegas pitching coach (2018) and pitching coordinator (2019).

The right-handed hurler played college baseball at Illinois State University from 2001-03. In addition to pitching, he also played shortstop for the Redbirds. He earned All-Missouri Valley Conference honors his final two seasons.

CAREER STATISTICS

YEAR	CLUB	W-L	ERA	G	GS	CG	SH	SV	IP	H	R	ER	HR	HB	BB	SO	WP
2004	San Jose	1-2	4.25	50	0	0	0	27	55.0	57	28	26	3	1	15	43	4
	Norwich	2-1	5.40	7	0	0	0	1	8.1	9	5	5	1	0	2	5	1
2005	San Jose	0-0	0.00	2	0	0	0	1	2.0	1	0	0	0	1	1	3	0
	Norwich	1-0	0.93	8	0	0	0	4	9.2	8	3	1	0	0	1	15	0
	Fresno	2-0	1.95	25	0	0	0	3	32.1	25	7	7	0	0	10	30	2
2006	SAN FRANCISCO	1-5	3.94	28	0	0	0	0	29.2	26	13	13	2	1	9	16	1
	Fresno	0-0	1.80	3	0	0	0	0	5.0	5	1	1	0	0	1	8	0
	SAN FRANCISCO	1-3	4.91	38	0	0	0	3	40.1	38	23	22	2	1	11	40	2
2007	TORONTO	1-1	5.97	27	0	0	0	0	28.2	38	19	19	5	0	9	14	2
	TORONTO	4-4	2.14	64	0	0	0	30	67.1	51	19	16	4	2	24	57	0
2008	Bluefield	0-0	0.00	1	1	0	0	0	1.0	1	0	0	0	0	0	1	0
	Dunedin	0-0	5.14	7	1	0	0	0	7.0	8	4	4	2	0	1	3	0
	Syracuse	0-0	1.93	5	0	0	0	0	4.2	4	2	1	0	0	1	3	0
	TORONTO	0-3	6.57	16	0	0	0	4	12.1	15	10	9	1	1	4	5	1
2009	Las Vegas	2-1	3.00	27	0	0	0	13	30.0	32	11	10	1	1	8	27	0
	TORONTO	0-0	2.55	26	0	0	0	1	24.2	23	8	7	2	2	17	18	0
2010	Las Vegas	3-2	3.48	42	0	0	0	24	44.0	52	22	17	1	1	15	26	0
	TORONTO	0-1	8.10	5	0	0	0	0	6.2	12	6	6	0	1	3	3	2
2011	Norfolk	1-1	2.16	26	0	0	0	2	33.1	26	9	8	1	1	11	27	1
	BALTIMORE	3-3	5.73	31	0	0	0	0	37.2	43	24	24	5	1	18	23	0
2012	Sacramento	1-0	1.17	7	0	0	0	2	7.2	7	1	1	0	1	3	4	0
	Columbus	0-2	2.76	13	0	0	0	4	16.1	12	7	5	0	1	7	16	1
	CLEVELAND	0-0	4.58	26	0	0	0	0	35.1	38	19	18	3	0	16	28	2
2013	OAKLAND	0-0	9.00	1	0	0	0	0	2.0	4	2	2	0	0	0	1	0
	Syracuse	2-1	5.56	17	0	0	0	0	22.2	24	14	14	3	1	12	18	0
Major League Totals		10-20	4.30	262	0	0	0	38	284.2	288	143	136	24	9	111	205	10
Minor League Totals		15-10	3.23	240	2	0	0	81	279.0	271	114	100	12	8	90	229	9

AL LeBOEUF • HITTING COACH

LEBOEUF



OPENING DAY AGE: 63
BORN: February 4, 1960 in Putnam, CT
RESIDES: Palm Harbor, FL
MILWAUKEE ORGANIZATION: 13th season

Al LeBoeuf begins his third consecutive season as hitting coach for the Nashville Sounds, and fourth overall in the role. LeBoeuf held the same position in 2012. 2023 is his 13th season in the Brewers organization and 36th year as a coach in Minor League Baseball. Under LeBoeuf's guidance, the Sounds set a franchise record with 809 runs scored in 2022.

He has previously held positions within the Brewers organization at Double-A Huntsville (2010-11), Nashville (2012), the Arizona League Brewers (2013-14), Single-A Wisconsin (2016), Triple-A Colorado Springs (2017), Double-A Biloxi (2018) and Triple-A San Antonio (2019). He was slated to be San Antonio's hitting coach in 2020 prior to the season being canceled.

LeBoeuf's coaching career began in 1988 when he was a player-coach for Double-A Reading. He was a full-time coach within the Philadelphia organization from 1989-2000, including stops as a manager for Short-Season Batavia (1993-95), Advanced-A Clearwater (1996) and Double-A Reading (1997-98). He compiled a managerial record of 324-322 in those six seasons. LeBoeuf was named Florida State League Manager of the Year in 1996 and Eastern League Manager of the Year in 1997.


He has also coached in the New York Mets (2001-05), Kansas City Royals (2006) and Toronto Blue Jays (2007-09) organizations.

LeBoeuf played eight professional seasons in the Philadelphia organization from 1981-88. He was drafted in the 28th round of the 1981 June Amateur Draft out of Eastern Connecticut State University.

CAREER STATISTICS

YEAR	CLUB	AVG	G	AB	R	H	2B	3B	HR	RBI	BB	SO	SB	CS	OBP	SLG
1981	Helena	.315	48	168	35	53	10	2	5	32	13	18	1	1	.359	.488
1982	Peninsula	.263	116	392	61	103	21	1	14	78	46	55	5	1	.341	.429
1983	Peninsula	.265	112	396	54	105	15	2	15	68	56	70	8	3	.364	.427
1984	Reading	.283	110	361	61	102	19	5	9	56	37	36	5	3	.348	.438
1985	Portland	.205	20	44	3	9	2	2	0	5	2	2	1	1	.234	.438
1986	Portland	.266	102	252	37	67	16	3	4	30	27	28	1	0	.340	.401
1987	Maine	.265	105	298	31	79	14	0	3	29	5	44	3	5	.358	.342
1988	Maine	.211	7	19	1	4	0	0	0	2	2	3	0	1	.286	.211
	Reading	.263	83	209	35	55	6	1	4	28	41	33	6	1	.386	.359
Minor League Totals		.270	703	2139	318	577	103	16	54	328	268	271	30	16	.352	.409

NED YOST IV • COACH



OPENING DAY AGE: 40
BORN: July 8, 1982 in Jackson, MS
RESIDES: Nashville, TN
MILWAUKEE ORGANIZATION: 16th season

YOST IV

Ned Yost IV returns for his third consecutive season as a coach for the Sounds, and 16th season overall in the Brewers organization.

Yost IV was scheduled to be Triple-A San Antonio's coach in 2020 prior to the season getting canceled. Yost has coached in the Brewers' minor league system since 2008 and played in the system for Helena, West Virginia and Brevard County from 2005-07.

Yost has held coaching roles at Short-Season Helena (2008-11), Advanced-A Brevard County (2012-16), Triple-A Colorado Springs (2017-18) and Triple-A San Antonio (2019).


Yost played in 221 games across three seasons from 2005-07. He was signed as a non-drafted free agent out of the University of Wisconsin-Oshkosh in 2005. Yost is the son of former Brewers manager Ned Yost.

CAREER STATISTICS

YEAR	CLUB	AVG	G	AB	R	H	2B	3B	HR	RBI	BB	SO	SB	CS	OBP	SLG
2005	Helena	.302	57	202	34	61	10	4	4	32	26	46	6	1	.397	.450
2006	West Virginia	.287	93	331	48	95	21	6	6	46	33	87	7	3	.355	.441
	Brevard County	.139	24	79	11	11	3	0	1	6	8	23	0	1	.225	.215
2007	Brevard County	.248	47	145	12	36	5	0	0	17	23	54	1	0	.351	.283
Minor League Totals		.268	221	757	105	203	39	10	11	101	90	210	14	5	.352	.390

LIU RODRIGUEZ • COACH

RODRIGUEZ



OPENING DAY AGE: 46

BORN: November 5, 1976 in Caracas, Venezuela

RESIDES: Goodyear, AZ

MILWAUKEE ORGANIZATION: 10th season

Liu Rodriguez joins the Nashville Sounds staff as a coach in his 10th season with the Brewers organization.

Prior to joining Nashville, Rodriguez was a coach with Single-A Wisconsin in 2022. He has also been on the coaching staff with the Arizona League Brewers (2014), Wisconsin (2015), Short-Season Helena (2016-18) and Advanced-A Carolina (2019).

Rodriguez served as the manager for AZL Brewers Gold in 2019 and was named the manager for Short-Season Rocky Mountain in 2020 before the season was canceled.

The product of Venezuela was signed by the White Sox as an international free agent in 1995. He spent seven seasons in the White Sox organization through 2001, including a stint in Chicago during 1999. He played in the Mexican League and other unaffiliated leagues from 2002-13.

CAREER STATISTICS

YEAR	CLUB	AVG	G	AB	R	H	2B	3B	HR	RBI	BB	SO	SB	CS	OBP	SLG
1995	GCL White Sox	.227	36	119	18	27	6	1	1	11	23	19	4	2	.352	.319
1996	Hickory	.249	122	430	57	107	18	0	0	30	60	77	15	14	.351	.291
1997	Hickory	.289	129	450	72	130	21	6	1	62	65	56	12	13	.380	.369
1998	Winston-Salem	.279	112	420	62	117	27	3	2	43	45	40	15	10	.356	.371
1999	Birmingham	.291	64	244	42	71	11	1	3	37	22	35	5	3	.353	.381
	CHICAGO-AL	.237	39	93	8	22	2	2	1	12	12	11	0	0	.343	.333
2000	Charlotte	.273	126	396	44	108	20	3	4	46	54	39	3	7	.366	.369
2001	Charlotte	.291	118	444	53	129	25	0	0	37	41	60	7	4	.352	.347
Major League Totals		.237	39	93	8	22	2	2	1	12	12	11	0	0	.343	.333
Minor League Totals		.282	798	2820	400	794	145	17	22	319	347	350	69	57	.368	.368

PATRICK McGUFF • BULLPEN COACH



OPENING DAY AGE: 29

BORN: March 30, 1994 in Cincinnati, OH

RESIDES: Cape Girardeau, MO

MILWAUKEE ORGANIZATION: 2nd season

MCGUFF

McGuff joins the Sounds for his first season as the bullpen coach. It is his second season with the Brewers organization.

Last season, McGuff was a development coach with Single-A Wisconsin. Prior to that, he served as an assistant coach with USC Upstate from 2019-22.

McGuff was drafted in the 36th round of the 2016 June Amateur Draft by the Minnesota Twins. He pitched in 69 games (20 starts) in the minors between the Minnesota Twins (2016-18), Cincinnati Reds (2018) and Arizona Diamondbacks (2019) organizations.

CAREER STATISTICS

YEAR	CLUB	W-L	ERA	G	GS	CG	SH	SV	IP	H	R	ER	HR	HB	BB	SO	WP
2016	GCL Twins	0-0	0.00	4	0	0	0	2	5.2	3	0	0	0	0	0	9	0
	Elizabethton	2-0	2.77	18	0	0	0	9	26.0	23	9	8	1	2	10	33	4
2017	Cedar Rapids	3-2	2.49	27	1	0	0	1	50.2	39	16	14	2	2	19	53	5
2018	Dayton	2-5	4.09	11	10	0	0	0	50.2	51	26	23	3	3	19	35	1
2019	Missoula	5-3	4.45	9	9	0	0	0	54.2	47	27	27	7	1	12	61	3
Minor League Totals		15-10	3.23	240	2	0	0	81	279.0	271	114	100	12	8	90	229	9

JEFF PAXSON • ATHLETIC TRAINER



OPENING DAY AGE: 53

BORN: July 25, 1969 in Bluffton, IN

RESIDES: Fort Wayne, IN

MILWAUKEE ORGANIZATION: 29th Season

Jeff Paxson returns to Nashville for his second consecutive season in his second stint as the team's athletic trainer. Paxson was Nashville's athletic trainer for five years from 2005-09. The 2023 season marks Paxson's 29th with the Brewers organization.

Prior to joining the Sounds in 2022, the Indiana native served in the same role for Double-A Biloxi during the 2021 season.

Paxson has been an athletic trainer at all levels of Minor League Baseball during his time with Milwaukee. He won the Midwest League Trainer of the Year five times (1997, 2010, 2011, 2016, 2017) and was named PBATS Trainer of the Year in the California League (2000) and in the Pacific Coast League (2007). PBATS named Paxson the National Trainer of the Year in 2011. He was also recognized by PBATS as the Ralph Salvon Scholarship Recipient in 2016.

All-Star Game recognition for Paxson includes the 1995 and 2013 Midwest League All-Star Game and the 2008 Triple-A All-Star Game. He was also an athletic trainer at the 2012 MLB All-Star Futures Game.

Paxson has served as an athletic trainer for the following Winter League teams: Tiburones de La Guaira, Caracas, Leones de Escogido and Tigres de Licey.

Paxson graduated from Northeast Missouri University and holds several athletic training certifications and licenses.

JON HARRIS • ASSISTANT ATHLETIC TRAINER

OPENING DAY AGE: 27

BORN: March 20, 1996 in Wilmington, DE

RESIDES: Wilmington, DE

MILWAUKEE ORGANIZATION: 2nd Season

Jon Harris joins the Sounds for his first season as Assistant Athletic Trainer. Harris is in his second season in the Milwaukee Brewers organization after spending the 2022 season as an associate athletic trainer with the Brewers' Dominican Summer League teams.

Prior to joining the Milwaukee organization, Harris interned with Single-A Wilmington in the Royals organization in 2019. He also worked with the Wingate University baseball team in 2019-20 and was an athletic trainer for a Delaware high school during the 2021-22 school year.

Harris graduated from Neumann University in 2019 and holds several athletic training certifications.

ANDREW EMMICK • STRENGTH & CONDITIONING SPECIALIST

EMMICK



OPENING DAY AGE: 41

BORN: May 6, 1981 in Owensboro, KY

RESIDES: Owensboro, KY

MILWAUKEE ORGANIZATION: 15th season

Andrew Emmick returns to Nashville as the team's Strength and Conditioning Specialist for the third straight season. Emmick also spent five seasons with the Sounds from 2010-14 during the previous affiliation with Milwaukee.

The Kentucky native enters his 15th year in the Brewers organization and previously held the same position with Triple-A San Antonio (2019-20) and Colorado Springs (2015-18). He also held the same role with Double-A Huntsville in 2009.

Prior to joining the Brewers, Emmick spent three years in the Los Angeles Angels organization as a Strength and Conditioning Coach with Triple-A Salt Lake (2008), Short-Season Tempe (2007) and Single-A Cedar Rapids (2006). During his offseasons, Andrew has worked 10 years as a National Football League Combine trainer and a Major League Baseball prep specialist.

Emmick earned his bachelor's degree in Business from Brescia University in 2004 and his master's degree in Health and Fitness Management from the United States Sports Academy in 2006.

JONATHAN CHRISTENSEN • ASSISTANT STRENGTH & CONDITIONING SPECIALIST



OPENING DAY AGE: 27

BORN: July 16, 1995 in Elgin, OK

RESIDES: Elgin, OK

MILWAUKEE ORGANIZATION: 1st Season

CHRISTENSEN

Jonathan Christensen joins the Sounds as the club's Assistant Strength and Conditioning Specialist for the first time. He joins the Brewers organization after spending the 2022 season as the Assistant Strength and Conditioning Coach with Single-A Greenville in the Boston Red Sox organization.

Prior to baseball, Christensen was a U.S. Army Health Educator and Fitness Facility Manager at Fort Sill in Oklahoma.

Christensen earned his bachelor's degree in Psychology with a minor in Exercise Science from Cameron University in 2019. He received his master's degree in Applied Physiology and Kinesiology from the University of Florida in 2021.

PLAYERS



EDDY ALVAREZ • INF



BATS: Left **THROWS:** Right **HEIGHT:** 5-9 **WEIGHT:** 178
BORN: January 30, 1990 in Miami, FL
RESIDES: Miami, FL
OPENING DAY AGE: 33 **MLB SERVICE:** 0.146
ACQUIRED: Signed as a free agent by Milwaukee on December 3, 2022

PERSONAL

- Eduardo Cortes Alvarez
- 10th professional season; 1st with Milwaukee
- Originally signed as a free agent by Chicago-AL in 2014
- Signed by White Sox scout Mike Gellinger

HIGH SCHOOL/COLLEGE

- Graduated from Christopher Columbus High School (FL)
- Turned down a scholarship to play baseball at St. Thomas University (FL) to pursue speed skating
- Attended Salt Lake Community College and walked on to the baseball team
- Named an all-conference shortstop after hitting .303

DID YOU KNOW?

- Competed in the World Junior Short Track Speed Skating Championships in 2008 and 2009, winning a gold medal in 2009 (3000 meter relay)
- Missed the 2010 Winter Olympics after finishing seventh in the Olympic Trials
- Had surgery in March 2012 to repair a total of 12 patellar tendon tears in both knees
- Qualified and won a silver medal (5000 meter relay) at the 2014 Winter Olympics
- Won a silver medal for the United States playing baseball in the 2020 Summer Olympics...was also the male Flag Bearer for Team USA at the Opening Ceremonies
- Became the sixth athlete to medal at both the Winter and Summer Olympics
- Brother of Nick Alvarez who played in the minor leagues from 2000-06

ALVAREZ

CAREER STATISTICS

YEAR	CLUB	AVG	G	AB	R	H	2B	3B	HR	RBI	BB	SO	SB	CS	OBP	SLG
2014	AZL White Sox	.291	27	110	20	32	5	1	2	12	20	24	5	6	.400	.409
	Kannapolis	.431	18	72	12	31	6	0	3	14	7	10	4	4	.488	.639
2015	Kannapolis	.285	89	330	64	94	23	6	2	39	69	68	42	8	.408	.409
	Winston-Salem	.325	34	120	24	39	6	1	3	14	19	17	11	7	.411	.467
2016	Birmingham	.263	104	395	51	104	17	3	6	62	46	76	9	6	.339	.367
	Charlotte	.286	12	35	7	10	2	0	0	3	4	7	2	0	.359	.343
2017	Birmingham	.234	92	329	45	77	16	2	4	32	55	73	7	5	.347	.331
	Charlotte	.240	34	100	14	24	0	0	0	7	14	32	1	0	.347	.240
2018	Charlotte	.253	101	308	52	78	26	3	8	37	43	79	5	3	.348	.435
	Jupiter	.333	3	9	3	3	0	0	0	1	1	0	0	0	.400	.333
2019	Jacksonville	.333	1	3	0	1	0	0	0	0	0	1	0	0	.500	.333
	New Orleans	.323	66	235	45	76	18	2	12	43	30	53	12	3	.407	.570
2020	MIAMI	.189	12	37	6	7	1	0	0	2	3	16	2	0	.268	.216
2021	FCL Marlins	.000	1	2	0	0	0	0	0	0	0	0	0	0	.000	.000
	Jupiter	.600	4	15	5	9	0	0	2	8	3	2	2	0	.684	1.000
2022	Jacksonville	.288	31	111	23	32	5	0	4	16	18	27	2	5	.423	.441
	MIAMI	.188	24	64	8	12	4	1	1	6	4	18	1	0	.297	.328
2022	Oklahoma City	.322	47	177	40	57	9	4	8	29	28	55	3	3	.439	.554
	LOS ANGELES-NL	.160	14	25	1	4	0	0	0	3	0	9	1	0	.154	.160
Major League Totals		.183	50	126	15	23	5	1	1	11	7	43	4	0	.262	.262
Minor League Totals		.284	664	2351	405	667	133	22	54	317	357	524	105	50	.384	.428

2022

- Played in 14 games with Los Angeles-NL and hit .160 (4-for-25) with 1 run, 3 RBI and 1 stolen base
- Played in 47 games with Triple-A Oklahoma City and hit .322 (57-for-177) with 40 runs, 9 doubles, 4 triples, 8 home runs, 29 RBI, 28 walks and 3 stolen bases
- Opened season with Oklahoma City...had contract selected by Dodgers on July 3
- Reached base safely in first 12 games of season with Oklahoma City...hit .367 (18-for-49) with 13 runs, 6 extra-base hits, 3 homers and 7 RBI in that span
- Had 11 hits in 4 games from May 14-18 at Round Rock and vs. El Paso...hit .786 (11-for-14) with 7 runs, 3 doubles, 1 triple, 1 home run and 7 RBI
- In first start with the Dodgers on June 5, singled home tying run in 9th inning vs. New York-NL to force extra innings

Eddy Alvarez continued on page 28

Eddy Alvarez continued

- Hit .474 (9-for-19) in final four games with Oklahoma City (July 7-12) before being placed on injured list on July 13...did not play the rest of the season
- Optioned back to Oklahoma City on July 3...designated for assignment on August 30 and released on September 5

2021

- Played in 24 games with Miami and hit .188 (12-for-64) with 8 runs, 4 doubles, 1 triple, 1 home run, 6 RBI, 4 walks and 1 stolen base
- Played in 31 games with Triple-A Jacksonville and hit .288 (32-for-111) with 23 runs, 5 doubles, 4 home runs, 16 RBI, 18 walks and 2 stolen bases
- Began season with Jacksonville...had contract selected on September 7 and finished season with Miami
- Started every game at second base for Team USA in the Olympics...went 6-for-24 with 4 runs and 2 doubles
- Also named to the All-Olympic Team
- Hit first Major League homer on September 11 at Atlanta, a solo shot off Charlie Morton
- Committed just 4 errors in 122 total chances for the Marlins in the infield

2020

- Played in 12 games with Miami and hit .189 (7-for-37) with 6 runs, 1 double, 2 RBI, 3 walks and 2 stolen bases
- Made MLB debut on August 5 against Baltimore...recorded first MLB hit on August 9 at New York-NL against Jacob deGrom
- Placed on the Paternity List on August 21 for the birth of his first child, a son named Jet
- One of 18 Marlins to make MLB debuts in 2020, the most over a single season in franchise history

2019

- Played in 70 games between Triple-A New Orleans (66), Advanced-A Jupiter (3) and Double-A Jacksonville (1)...hit .324 (80-for-247) with 48 runs, 18 doubles, 2 triples, 12 home runs, 44 RBI, 31 walks and 12 stolen bases
- Traded to Miami from Chicago-AL on March 27
- Hit .333 (29-for-87) with 17 runs, 7 doubles, 1 triple, 4 homers and 15 RBI over 24 games in July
- Had a 15-game hitting streak from July 2-19...hit .361 (22-for-61) during the streak
- Went 3-for-3 with 4 RBI on July 30 at Las Vegas
- Batted .343 (49-for-143) with 15 doubles, 25 RBI and 20 walks in 39 Triple-A road games
- Posted a .344 average (53-for-154) with 12 doubles, 10 homers and 26 RBI facing RHP

2018

- Played in 101 games with Triple-A Charlotte and hit .253 (78-for-308) with 52 runs, 26 doubles, 3 triples, 8 home runs, 37 RBI and 5 stolen bases
- Had a strong month of June, hitting .310 (27-for-87) with 11 runs, 13 doubles and 11 walks
- Logged a .278 average in home games with 4 home runs and 23 RBI
- Hit .353 (6-for-17) with 6 RBI in 6 April games

2017

- Played in 126 games between Double-A Birmingham (92) and Triple-A Charlotte (34)...hit .235 (101-for-429) with 59 runs, 16 doubles, 2 triples, 4 home runs, 39 RBI, 69 walks and 8 stolen bases
- Began season with Birmingham...brought up to Charlotte on July 28...finished season with Knights
- Totaled 23 multi-hit games and 8 multi-RBI games

2016

- Played in 116 games between Double-A Birmingham (104) and Triple-A Charlotte (12)...hit .265 (114-for-430) with 19 doubles, 3 triples, 6 home runs, 65 RBI, 50 walks and 11 stolen bases
- Named a MiLB.com Organizational All-Star (Chicago-AL)
- Ranked seventh among White Sox minor leaguers in walks and 10th in runs scored
- Hit .352 (25-for-71) with 13 runs and 14 RBI in 22 games in June with Birmingham
- Totaled five hits in a 5-for-5 effort on August 15 vs. Chattanooga (2B, RBI)

2015

- Played in 123 games between Single-A Kannapolis (89) and Advanced-A Winston-Salem (34)...hit .296 (133-for-450) with 88 runs, 29 doubles, 7 triples, 5 home runs, 53 RBI, 88 walks and 53 stolen bases
- Named a South Atlantic League Mid-Season All-Star
- Ranked second in the South Atlantic League in on-base percentage (.408), third in walks (69), and sixth in stolen bases (42)
- In first full month in Advanced-A (August), hit .306 (22-for-72) with 16 runs, 7 extra-base hits and 5 stolen bases
- Went 1-for-2 in the SAL All-Star Game on June 23
- Played shortstop in all three of Winston-Salem's postseason games vs. Myrtle Beach (1-for-11)

Eddy Alvarez continued on page 29



Eddy Alvarez continued

2014

- Played in 45 games between Arizona League White Sox (27) and Single-A Kannapolis (18)...hit .346 (63-for-182) with 32 runs, 11 doubles, 1 triple, 5 home runs, 26 RBI, 27 walks and 9 stolen bases
- Signed minor league contract with the White Sox after competing in Winter Olympics

SINGLE-GAME CAREER BESTS

Hits: 5, 8/15/16 w/ Birmingham vs. Chattanooga
RBI: 5 (3x), Last - 7/7/22 w/ Oklahoma City vs. Las Vegas
Runs: 4 (3x), Last - 5/15/22 w/ Oklahoma City at Round Rock
HR: 2 (2x), Last - 7/7/22 w/ Oklahoma City vs. Las Vegas
GS: 1, 6/27/14 w/ AZL White Sox vs. AZL Mariners
K: 3 (13x), Last - 7/9/22 w/ Oklahoma City vs. Las Vegas
BB: 3 (9x), Last - 5/13/22 w/ Oklahoma City at Round Rock
SB: 3 (2x), Last - 6/21/15 w/ Kannapolis at Greensboro
Hit Streak: 15 Games, 7/2 - 7/19/19 w/ New Orleans


SOUND BYTES - NEW TO NASHVILLE

The Sounds made their Nashville debut on April 26, 1978 vs. Savannah in front of a sellout crowd of 8,156 fans at Greer Stadium. The Sounds defeated the Braves, 12-1.

The first fan to officially walk through the gates at Greer Stadium was William Lazenby, who held the ticket for Section X, row 2, seat 7.

The home opener came a day later than scheduled as rain washed out the Opening Day festivities the previous evening.

SKYE BOLT • OF



BATS: Switch **THROWS:** Right **HEIGHT:** 6-2 **WEIGHT:** 194
BORN: January 15, 1994 in Atlanta, GA
RESIDES: Woodstock, GA
OPENING DAY AGE: 29 **MLB SERVICE:** 1.088
ACQUIRED: Signed as a free agent by Milwaukee on January 27, 2023

PERSONAL

- Skye Michael Bolt
- 8th professional season; 1st with Milwaukee
- Selected by the Oakland Athletics in the fourth round of the 2015 First-Year Player Draft
- Signed by Athletics scout Neil Avent

DID YOU KNOW?

- Originally selected by Washington in the 26th round of the 2012 First-Year Player Draft but did not sign
- Played for the Harwich Mariners of the Cape Cod League in 2014
- Got his name from his father who wanted to have a name that “popped”

HIGH SCHOOL/COLLEGE

- Graduated from Holy Innocents Episcopal School (GA)
- Named MVP on baseball team his senior year...was also quarterback on football team
- Attended University of North Carolina at Chapel Hill from 2013-15
- Named third-team All-ACC in 2015
- Earned consensus freshman All-America honors in 2013 after hitting .321 (68-for-212) in season

CAREER STATISTICS

YEAR	CLUB	AVG	G	AB	R	H	2B	3B	HR	RBI	BB	SO	SB	CS	OBP	SLG
2015	Vermont	.238	52	181	26	43	10	2	4	19	24	44	2	1	.325	.381
2016	Beloit	.231	101	342	34	79	20	2	5	37	42	88	10	5	.318	.345
2017	Stockton	.243	114	432	76	105	24	7	15	66	53	134	9	8	.327	.435
2018	Stockton	.266	46	169	28	45	8	4	9	32	31	47	9	3	.382	.521
	Midland	.256	78	285	41	73	18	3	10	37	27	75	10	1	.325	.446
2019	Las Vegas	.269	89	305	57	82	19	3	11	61	37	94	7	5	.350	.459
	OAKLAND	.100	5	10	1	1	1	0	0	0	1	3	0	0	.182	.200
2021	Las Vegas	.387	51	163	41	63	12	2	9	29	32	43	5	0	.492	.650
	SAN FRANCISCO	.000	2	1	0	0	0	0	0	0	0	1	0	0	.000	.000
	OAKLAND	.089	32	56	5	5	1	0	1	4	1	14	2	0	.105	.161
2022	Las Vegas	.326	24	95	15	31	7	0	4	23	7	23	1	1	.385	.526
	OAKLAND	.198	42	106	10	21	2	0	4	13	7	30	5	0	.259	.330
Major League Totals		.156	81	173	16	27	4	0	5	17	9	48	7	0	.205	.266
Minor League Totals		.264	555	1972	318	521	118	23	67	304	253	548	53	24	.351	.449

2022

- Played in 42 games with Oakland and hit .198 (21-for-106) with 10 runs, 2 doubles, 4 home runs, 13 RBI, 7 walks and 5 stolen bases
- Played in 24 games with Triple-A Las Vegas and hit .326 (31-for-95) with 15 runs, 7 doubles, 4 home runs, 23 RBI, 7 walks and 1 stolen base
- Began season on injured list with right oblique strain...sent to Las Vegas on rehab on May 13
- Returned to injured list from May 29-June 15 with strained left hamstring
- Ended year with Las Vegas after another injured list and rehab stint...optioned to Las Vegas on September 14
- Hit safely in 10 of first 12 games with Las Vegas on rehab (.395 BA, 11 R, 2 2B, 3 HR, 12 RBI)
- Homered in back-to-back games on July 13 at Texas and July 15 at Houston
- Logged a .423 average with runners in scoring position (11-for-26) with Las Vegas
- Finished year with Major League career highs in home runs and RBI
- Elected free agency on November 10

2021

- Played in 32 games with Oakland and hit .089 (5-for-57) with 5 runs, 1 double, 1 home run, 4 RBI and 2 stolen bases
- Homered in back-to-back games on July 13 at Texas and July 15 at Houston
- Played in 51 games with Triple-A Las Vegas and hit .387 (63-for-163) with 41 runs, 12 doubles, 2 triples, 9 home runs, 29 RBI, 32 walks and 5 stolen bases
- Named a MiLB.com Organization All-Star (Oakland)
- Among Triple-A players with at least 150 plate appearances, had the best batting average, on-base percentage and OPS

Skye Bolt continued on page 31

Skye Bolt continued

- Designated for assignment by Oakland on April 1 and claimed off waivers by San Francisco on April 5
- Made one plate appearance with Giants on April 27...optioned to Sacramento on April 28 and designated for assignment on April 30
- Traded back to Oakland for cash considerations on May 5
- Started 12 games in Oakland and did not make an error in 50 total chances
- Had first MLB multi-hit game on June 23 at Texas
- Finished a single shy of the cycle on July 25 at Salt Lake (3-for-3, 2 RBI, BB)
- Went 5-for-5 on August 8 vs. Salt Lake and August 15 at Tacoma...were his second and third five-hit performances in a game
- Had over a .400 batting average in Triple-A as late as August 16
- Hit .398 (35-for-88) in home games and .373 (28-for-75) on the road with Las Vegas

2020

- Did not play in affiliated baseball due to COVID-19 pandemic
- Spent the season at Oakland's Alternate Training Site
- Had left shoulder surgery on November 5 at the Kerlan-Jobe Clinic in Los Angeles...surgery was performed by Dr. Neal ElAttrache

2019

- Played in 5 games with Oakland and hit .100 (1-for-10) with 1 run, 1 double, 1 walk and 3 strikeouts
- Played in 89 games with Triple-A Las Vegas and hit .269 (82-for-305) with 57 runs, 19 doubles, 3 triples, 11 home runs, 61 RBI, 37 walks and 7 stolen bases
- Hit .333 (26-for-78) with 22 runs, 6 home runs and 27 RBI in first full month of Triple-A ball
- Went 4-for-4 with two doubles on April 22 at Fresno
- Made Major League debut on May 3 at Pittsburgh...recorded first Major League hit (2B) the next day off Keone Kela as a pinch hitter in the seventh inning
- Hit .323 (30-for-93) with runners in scoring position with Las Vegas
- Made 3 errors over 185 total chances in the outfield in Triple-A

2018

- Played in 124 games with Advanced-A Stockton (46) and Double-A Midland (78)...hit .260 (118-for-454) with 69 runs, 26 doubles, 7 triples, 19 home runs, 69 RBI, 58 walks, 122 strikeouts and 19 stolen bases
- Named a MiLB.com Organization All-Star (Oakland) and a California-League Mid-Season All-Star
- Named the Texas League Player of the Month for August...hit .351 (33-for-94) with 18 runs, 9 doubles, 1 triple, 8 home runs and 19 RBI in 25 games that month
- Led the Texas League in batting, slugging, home runs and extra-base hits in August
- Named the Texas League Player of the Week for the week of July 30-August 5 after going 11-for-29 (.379) with 9 runs, 2 doubles, 1 triple, 3 home runs and 12 RBI in 7 games
- Ranked second in the Athletics farm system in home runs, third in extra-base hits, fourth in walks and fifth in RBI
- Played for Mesa in the Arizona Fall League and tied for the league lead in triples (4) and third in extra-base hits (10)

2017

- Played in 114 games with Advanced-A Stockton and hit .243 (105-for-432) with 76 runs, 24 doubles, 7 triples, 15 home runs, 66 RBI, 53 walks and 9 stolen bases
- Named a California League Mid-Season All-Star
- Ranked seventh in the CL in walks, tied for seventh in triples and 10th in runs
- Tied for third in the Athletics farm system in triples and ranked fifth in runs and extra-base hits (46)
- Hit two grand slams during the season...on June 30 vs. Visalia and on July 10 at Lancaster
- Went 6-for-12 (.500) with 4 runs, 2 home runs and 3 RBI in three postseason games

2016

- Played in 101 games with Single-A Beloit and hit .231 (79-for-342) with 34 runs, 20 doubles, 2 triples, 5 home runs, 37 RBI, 42 walks, 88 strikeouts and 10 stolen bases
- Named a Midwest League Mid-Season All-Star
- Hit .304 (21-for-69) with 9 RBI in 19 April games
- Logged a multi-homer game (2) on August 27 at Kane County

2015

- Played in 52 games with Short-Season Vermont and hit .238 (43-for-181) with 26 runs, 10 doubles, 2 triples, 4 home runs, 19 RBI, 24 walks and 2 stolen bases
- Hit .394 (13-for-33) across final nine games of season
- Made professional debut on June 21 at Lowell and went 1-for-4

Skye Bolt continued on page 32

SINGLE-GAME CAREER BESTS

Hits: 5 (3x), Last - 8/15/21 w/ Las Vegas at Tacoma
RBI: 6 (2x), Last - 8/15/21 w/ Las Vegas at Tacoma
Runs: 3 (10x), Last - 8/8/21 w/ Las Vegas vs. Salt Lake
HR: 2 (3x), Last - 4/28/19 w/ Las Vegas vs. El Paso
GS: 6, Last - 8/15/21 w/ Las Vegas at Tacoma
K: 5, 5/10/19 w/ Las Vegas vs. Salt Lake
BB: 3 (6x), Last - 8/20/21 w/ Las Vegas vs. Albuquerque
SB: 2 (3x), Last - 6/1/18 w/ Stockton at Visalia
Hit Streak: 9 Games (2x), Last - 7/29 - 8/8/18 w/ Midland

SOUND BYTES - NO HITTERS

Sounds fans had the opportunity to witness history during the 1988 season when an August series between Nashville and Indianapolis featured back-to-back no-hitters.

Indianapolis hurlers Randy Johnson (7.0 IP) and Pat Pacillo (1.0 IP) combined to no-hit the Sounds in a 1-0 loss on August 6. Nashville plated the game's only run without the benefit of a hit in the bottom of the first inning when Lenny Harris walked, stole second and third, and scored on a Luis Quinones groundout. Nashville's Keith Brown picked up the win by firing a two-hit shutout against the Indians.

The following evening, Nashville's Jack Armstrong fanned 11 and held Indianapolis hitless in a 4-0 Sounds victory. A walk issued to Razor Shines was the lone imperfection in his dominant outing.

CALEB BOUSHLEY • RHP



BATS: Right **THROWS:** Right **HEIGHT:** 6-3 **WEIGHT:** 192
BORN: October 1, 1993 in Neenah, WI
RESIDES: Madison, WI
OPENING DAY AGE: 29 **MLB SERVICE:** 0.000
ACQUIRED: Drafted by Milwaukee in the Triple-A Phase of the 2021 Rule 5 Draft (from San Diego)

PERSONAL

- Caleb Boushley
- 6th professional season; 2nd with Milwaukee
- Originally drafted by San Diego in the 33rd Round of the 2017 MLB First-Year Player Draft
- Signed by Padres scout Troy Hoerner

DID YOU KNOW?

- Was a Northwoods (WD) League All-Star for the Eau Claire Express in 2016, finishing with an 8-2 record and 2.95 ERA
- Last name is pronounced “BOZ-lee”

HIGH SCHOOL/COLLEGE

- Graduated from Hortonville High School (WI)
- Is the fifth person from Hortonville to play professional baseball
- Earned three letters in baseball and was Honorable Mention All-State as a senior
- Attended the University of Wisconsin at La Crosse and graduated with a bachelor's degree in accounting
- Guided UW-La Crosse to two NCAA Div. 3 World Series appearances from 2015-16
- Set UW-La Crosse school records in career wins, innings pitched and strikeouts
- Also broke UW La Crosse's single-season strikeout record with 106 his senior year

CAREER STATISTICS

YEAR	CLUB	W-L	ERA	G	GS	CG	SH	SV	IP	H	R	ER	HR	HB	BB	SO	WP
2017	AZL Padres	2-2	6.03	10	9	0	0	0	37.1	42	28	25	2	1	13	34	3
	Lake Elsinore	0-0	4.15	1	0	0	0	0	4.1	6	2	2	0	0	1	3	0
2018	Fort Wayne	5-3	2.54	31	0	0	0	0	60.1	50	23	17	4	1	13	60	5
	Lake Elsinore	1-1	3.09	6	1	0	0	0	11.2	10	4	4	2	0	1	12	1
	El Paso	0-0	9.00	1	0	0	0	0	1.0	1	1	1	0	0	0	0	1
2019	Lake Elsinore	5-4	3.61	26	10	0	0	1	102.1	112	48	41	7	3	16	104	4
2021	San Antonio	2-3	3.79	8	8	0	0	0	35.2	42	16	15	5	2	9	36	1
	El Paso	3-8	5.85	16	15	1	0	0	80.0	98	58	52	21	4	21	73	1
2022	Nashville	12-2	3.25	25	25	0	0	0	127.1	106	47	46	12	3	43	91	3
Minor League Totals		30-23	3.97	124	68	1	0	1	460.0	467	227	203	53	14	117	413	19

2022

- Went 12-2 with a 3.25 ERA in 25 games (all starts) with Nashville...127.1 IP, 106 H, 47 R, 46 ER, 43 BB, 91 K
- Led the International League in win percentage (.857) and tied for the league lead in wins
- Ranked among IL leaders in ERA (2nd), opponent batting average (3rd, .226), WHIP (3rd, 1.17) and starts (1-4th)
- Set season bests in wins, innings pitched and opponent batting average.
- Logged eight quality starts, including one in each of final three to close season
- Struck out season-high eight batters over 6.0 innings on September 23 at Louisville (3 H, 1 R, 1 ER, 2 BB)
- Closed season on 12-game winning decision streak (from 4/23 onward), including wins in five consecutive starts from May 22-June 17
- Finished September with a 1.71 ERA (21.0 IP/4 ER) with a 0.90 WHIP and .171 opponent batting average in four starts
- Went 7-1 with a 2.07 ERA (69.2 IP/16 ER), 0.98 WHIP and .187 opponent batting average in 13 road games compared to 5-1 with a 4.68 ERA (57.2 IP/30 ER) in 12 starts at First Horizon Park
- Started for the Sounds in the IL Championship Game in Las Vegas vs. Durham on October 1

2021

- Went 5-11 with a 5.21 ERA in 24 games (23 starts) with Triple-A El Paso (16) and Double-A San Antonio (8)...80.0 IP, 98 H, 58 R, 52 ER, 21 BB, 73 K
- Signed minor league deal with Miami on April 21 and assigned to Pensacola
- Made 8 starts with San Antonio before being assigned to El Paso on June 21
- Pitched 14.0 straight scoreless innings from May 6-18 with San Antonio (8 H, 3 BB, 12 K)
- Earned wins in first two Triple-A starts (6/22 vs. Sugar Land, 6/28 vs. Round Rock)
- Struck out 7+ hitters in six starts

Caleb Boushley continued on page 34

Caleb Boushley continued

2020

- Did not play affiliated baseball due to the COVID-19 pandemic

2019

- Went 5-4 with a 3.61 ERA in 26 games (10 starts) with Advanced-A Lake Elsinore...102.1 IP, 112 H, 48 R, 41 ER, 16 BB, 104 K
- Named a California League Mid-Season All-Star after going 3-1 with a 2.93 ERA (46.0 IP/15 ER) in 15 games (4 starts) in the first half of the season
- Recorded a 1.13 ERA (16.0 IP/2 ER) in FIVE games (2 starts) in May
- Tossed 6.0 scoreless innings in a no-decision at Modesto on May 26 (5 H, 1 R, 5 K)
- Piled 11 strikeouts over 6.0 innings on June 25 vs. Rancho Cucamonga
- Held left-handed batters to a .215 average (29-for-135) with 6 walks
- Made two appearances in California League playoffs (10.0 IP, 10 H, 6 R, 5 ER, 5 BB, 11 K)

2018

- Went 6-4 with a 2.71 ERA in 38 games (1 start) with Single-A Fort Wayne (31), Advanced-A Lake Elsinore (6), and Triple-A El Paso (1)...73.0 IP, 61 H, 28 R, 22 ER, 14 BB, 72 K
- Spent most of the year with Fort Wayne, posting a 2.54 ERA (17 ER in 60.1 IP) and holding opponents to a .219 average
- Allowed 1 run in 1.0 IP in first Triple-A appearance on July 8 at Salt Lake
- Made 3 scoreless appearances to close campaign with Lake Elsinore
- Did not allow a run in his only start of the season (5.0 IP, 3 H, 5 K) on September 2 vs. Lancaster

2017

- Went 2-2 with a 5.83 ERA in 11 games (9 starts) with Arizona League Padres (10) and Advanced-A Lake Elsinore (1)...41.2 IP, 48 H, 30 R, 27 ER, 14 BB, 37 K
- Took first professional win on July 13 at AZL Indians (5.0 IP, 2 H, 0 R, 0 BB, 4 K)

SINGLE-GAME CAREER BESTS

Innings: 7.2, 8/1/21 w/ El Paso at Salt Lake

Strikeouts: 11, 6/25/19 w/ Lake Elsinore vs. Rancho Cucamonga

10+ K Games: 1, 6/25/19 w/ Lake Elsinore vs. Rancho Cucamonga (11)

Walks: 4, 7/19/17 w/ AZL Padres at AZL Brewers

Shutouts: None

Complete Games: 1, 6/28/21 w/ El Paso vs. Round Rock (7.0 IP)

Hits: 11, 7/21/19 w/ Lake Elsinore vs. Visalia

Runs: 8, 7/6/17 w/ AZL Padres at AZL Mariners


HR: 3 (2x), Last – 8/7/21 w/ El Paso at Sacramento

Winning Streak: 12 Games, 4/17 – 9/17/22 w/ Nashville

Losing Streak: 6 Games, 8/24 – 4/12/22 w/ El Paso and Nashville



ALEX CLAUDIO • LHP



BATS: Left **THROWS:** Left **HEIGHT:** 6-2 **WEIGHT:** 190
BORN: January 31, 1992 in San Juan, Puerto Rico
RESIDES: Juncos, Puerto Rico
OPENING DAY AGE: 31 **MLB SERVICE:** 6.092
ACQUIRED: Signed as a free agent by Milwaukee on January 3, 2023

PERSONAL

- Alexander Claudio
- 14th professional season; 3rd with Milwaukee (2019-20)
- Selected by Texas in the 27th round of the 2010 First-Year Player Draft
- Signed by Rangers scout Frankie Thon

HIGH SCHOOL/COLLEGE

- Graduated from Isabel Flores High School in Juncos, Puerto Rico

DID YOU KNOW?

- Played for Team Puerto Rico in the 2015-16 Caribbean Series, 2017 World Baseball Classic and was on Puerto Rico's roster for the 2023 WBC
- He and his wife, Daianne, have two sons, Lexiel and Adrian
- Is the first ever Major League player from Juncos, Puerto Rico
- Has played in Puerto Rican Winter League nearly every offseason of career

CAREER STATISTICS

YEAR	CLUB	W-L	ERA	G	GS	CG	SH	SV	IP	H	R	ER	HR	HB	BB	SO	WP
2010	AZL Rangers	0-1	6.60	12	1	0	0	0	15.0	19	11	11	1	1	6	13	0
2011	AZL Rangers	4-0	2.13	15	0	0	0	1	25.1	20	8	6	1	3	9	29	0
	Spokane	1-0	0.00	1	0	0	0	0	3.0	2	0	0	0	0	1	2	0
2012	AZL Rangers	4-0	1.79	14	3	0	0	1	45.1	36	11	9	1	1	5	54	2
2013	Hickory	3-1	1.15	24	0	0	0	11	47.0	22	7	6	2	0	7	62	0
	Frisco	1-5	2.84	21	0	0	0	0	31.2	28	16	10	2	1	11	29	1
2014	Myrtle Beach	4-0	1.09	17	2	0	0	4	49.1	38	9	6	2	2	9	56	2
	Frisco	2-2	2.17	8	6	0	0	0	37.1	31	17	9	1	1	2	22	1
	TEXAS	0-0	2.92	15	0	0	0	0	12.1	14	4	4	0	0	4	14	0
2015	Round Rock	3-1	2.93	29	0	0	0	0	40.0	43	13	13	2	1	7	35	2
	TEXAS	1-1	2.87	18	0	0	0	0	15.2	12	6	5	4	1	6	13	1
2016	Round Rock	0-0	0.55	6	0	0	0	1	16.1	7	1	1	0	0	4	8	0
	TEXAS	4-1	2.79	39	0	0	0	0	51.2	55	19	16	2	1	10	34	0
2017	TEXAS	4-2	2.50	70	1	0	0	11	82.2	71	26	23	5	2	15	56	0
2018	TEXAS	4-2	4.48	66	1	0	0	1	68.1	91	35	34	4	3	13	41	0
2019	MILWAUKEE	2-2	4.06	83	0	0	0	0	62.0	57	29	28	8	6	24	44	1
2020	MILWAUKEE	0-0	4.26	20	0	0	0	1	19.0	18	10	9	2	1	6	15	2
2021	Worcester	0-0	6.17	8	2	0	0	1	11.2	15	9	8	0	0	3	13	0
	LOS ANGELES-AL	1-2	5.51	41	0	0	0	1	32.2	37	22	20	6	0	15	30	1
2022	Syracuse	3-2	3.91	34	0	0	0	2	48.1	46	27	21	7	2	15	42	3
	NEW YORK-NL	0-0	0.00	3	0	0	0	0	3.1	1	0	0	0	0	2	2	0
Major League Totals		16-10	3.60	355	2	0	0	14	347.2	356	151	139	31	14	95	249	5
Minor League Totals		25-13	2.44	191	15	0	0	21	375.2	313	131	102	19	12	8	371	11

2022

- Went 3-2 with a 3.91 ERA in 34 games (no starts) with Triple-A Syracuse...48.1 IP, 46 H, 27 R, 21 ER, 15 BB, 42 K, 2 SV
- Made 3 appearances with New York-NL in September...3.1 IP, 1 H, 0 R, 2 BB, 2 K
- Logged the second-most appearances for Syracuse
- Had 20 scoreless appearances of 1.0+ innings with Syracuse and 3 with New York
- Posted a monthly-best 1.17 ERA (7.2 IP/1 ER) in six June outings
- Took win after scoreless 2.0 innings on April 24 vs. Worcester
- Added wins in relief on June 24 at Rochester (1.0 IP) and August 23 vs. Worcester (2.2 IP)
- Pitched 3.0 innings of relief on August 16 and August 19 at Charlotte...longest outings of season
- Held left handed hitters to a .205 average (16-for-78) in Triple-A

Alex Claudio continued on page 36

Alex Claudio continued

2021

- Went 1-2 with a 5.51 ERA in 41 games (no starts) with Los Angeles-AL...32.2 IP, 37 H, 22 R, 20 ER, 15 BB, 30 K, 1 SV
- Went 0-0 with a 6.17 ERA in 8 games (2 starts) with Worcester...11.2 IP, 15 H, 9 R, 8 ER, 3 BB, 13 K, 1 SV
- Began season with the Angels before being designated for assignment on July 25
- Signed by Boston on August 10 and finished season in Red Sox organization
- Best month with Angels came in June (1-1, 4.09 ERA, 12 G, 11.0 IP, 5 ER, 7 K)
- Logged saves on June 11 at Arizona (0.1 IP, 0 R, 1 K) and on August 27 at Buffalo (1.0 IP, 1 H, 0 R, 1 K)
- Made two starts for Worcester...went 0-0 with a 9.53 ERA (5.2 IP/6 ER)
- Held left-handed hitters to a .211 average (4-for-19) in Triple-A

2020

- Went 0-0 with a 4.26 ERA in 20 games (no starts) with Milwaukee...19.0 IP, 18 H, 10 R, 9 ER, 6 BB, 15 K, 1 SV
- Ranked fourth in appearances among Milwaukee relievers
- Opposing batters averaged an 81.7 MPH exit velocity, which was the lowest rate in the Majors
- Finished 10th in MLB (5th in NL) with hard-hit rate (exit velocity of 95+ MPH) of 25.4%
- Made lone save of season on August 15 at Chicago-NL (1.0 IP, 0 H, 1 R, 0 ER, 0 BB, 1 K)...was the only Brewers reliever to make a save outside of Josh Hader
- Had a 2.70 ERA in 6.2 innings in the month of September (8 G)
- Signed a one-year deal with Los Angeles-AL at the end of the season (December 16)

2019

- Went 2-2 with a 4.06 ERA in 83 games (no starts) with Milwaukee...62.0 IP, 57 H, 29 R, 28 ER, 24 BB, 44 K
- Led Majors with career-high 83 appearances which tied Ken Sanders (1971) for Milwaukee's franchise record
- Made 65 scoreless appearances
- Picked up wins on May 6 vs. Washington (1.0 IP, 1 H, 1 R, 1 ER, 2 K) and July 1 at Cincinnati (1.0 IP, 0 H, 0 R, 1 K)
- Stranded 33 of 46 (71.7%) of inherited runners
- Non-tendered by Milwaukee but re-signed to one-year deal on December 9

2018

- Went 4-2 with a 4.48 ERA in 66 games (1 start) with Texas...68.1 IP, 91 H, 35 R, 34 ER, 13 BB, 41 K, 1 SV
- Led pitching staff in appearances for second consecutive year
- Tied Major League career high with four wins
- Posted a 1.80 ERA (10.0 IP/2 ER) across final 11 appearances of the season and held opponents to a .206 average (7-for-34)
- Made second career Major League start on September 15 at San Diego as an "opener"
- Traded to Milwaukee on December 13 in exchange for Competitive Balance Round A selection

2017

- Went 4-2 with a 2.50 ERA in 70 games (1 start) with Texas...82.2 IP, 71 H, 26 R, 23 ER, 15 BB, 56 K, 11 SV
- Named Texas Rangers Pitcher of the Year as voted on by the Dallas/Fort Worth chapter of BBWAA
- Made Texas Opening Day roster for the first time in his career and set MLB career bests in wins, saves, ERA, innings pitched and strikeouts
- Led Rangers in games, saves and finished among team leaders in WHIP (2nd, 1.04) and ERA (2nd)
- Held a 0.00 ERA across first nine appearances (10.0 IP) of season

2016

- Went 4-1 with a 2.79 ERA in 39 games (no starts) with Texas...51.2 IP, 55 H, 19 R, 16 ER, 10 BB, 34 K
- Went 0-0 with a 0.55 ERA in 6 games (no starts) with Triple-A Round Rock...16.1 IP, 7 H, 1 R, 1 ER, 4 BB, 8 K, 1 SV
- Had four separate stints with Texas throughout the season
- Ranked fifth in appearances and seventh in ERA among Rangers pitchers
- Posted a 1.77 ERA (35.2 IP/7 ER) over last 27 appearances

2015

- Went 1-1 with a 2.87 ERA in 18 games (no starts) with Texas...15.2 IP, 12 H, 6 R, 5 ER, 6 BB, 13 K
- Went 3-1 with a 2.93 ERA in 29 games (no starts) with Triple-A Round Rock...40.0 IP, 43 H, 13 R, 13 ER, 7 BB, 35 K
- Had three stints with the Rangers and held opponents to a .211 average in MLB (12-for-57)
- Earned first Major League win on May 7 at Tampa Bay (1.1 IP, 0 H, 0 R, 2 K)
- Posted a 2.08 ERA in 12 outings at Globe Life Park

Alex Claudio continued on page 37



Alex Claudio continued

- Spent final month of season on injured list with left groin strain

2014

- Went 0-0 with a 2.92 ERA in 15 games (no starts) with Texas...12.1 IP, 14 H, 4 R, 4 ER, 4 BB, 14 K
- Went 6-3 with a 1.66 ERA in 27 games (9 starts) with Advanced-A Myrtle Beach (17), Double-A Frisco (8) and Triple-A Round Rock (2)...92.0 IP, 75 H, 28 R, 17 ER, 13 BB, 84 K
- Named a Carolina League Mid-Season All-Star
- Made Major League debut on August 13 vs. Tampa Bay and retired all three batters faced...struck out Kevin Kiermaier, his first career batter faced in the Majors
- Stranded 58.3% (7-of-12) of inherited runners and retired the first batter in 10 of 15 outings with Texas
- Held left-handed hitters to a .213 (10-for-47) average with Myrtle Beach, .182 (6-for-33) average with Frisco and a .190 average (4-for-21) with Texas

2013

- Went 4-6 with a 1.83 ERA in 45 games (no starts) with Single-A Hickory (24) and Double-A Frisco (21)...78.2 IP, 50 H, 23 R, 16 ER, 18 BB, 91 K, 11 SV
- Named a South Atlantic League Mid-Season All-Star
- Named the South Atlantic League Pitcher of the Week for the week of April 15-21 after striking out 11 batters in 7.0 innings (1 H, 0 R, 0 BB)
- Made 14 consecutive appearances without giving up an earned run from April 17-May 28 (25.2 IP, 11 H, 1 R, 34 K)
- Ranked among Rangers farm hands in appearances (T-3rd), saves (5th) and WHIP (9th, 0.86)

2012

- Went 4-0 with a 1.79 ERA in 14 games (3 starts) with the Arizona League Rangers...45.1 IP, 36 H, 11 R, 9 ER, 5 BB, 54 K, 1 SV
- Named an Arizona League Post-Season All-Star
- Earned only professional win as starter on August 2 at AZL Royals (5.0 IP, 5 H, 0 R, 1 BB, 6 K)
- Struck out season high 8 batters on August 27 at AZL Royals (4.0 IP, 0 H, 0 R, 0 BB)
- Held left-handed hitters to a .130 average (6-for-46)

2011

- Went 4-0 with a 2.13 ERA in 15 games (no starts) with the Arizona League Rangers...25.1 IP, 20 H, 8 R, 6 ER, 9 BB, 29 K, 1 SV
- Made one appearance with Spokane on September 3 vs. Everett (3.0 IP, 2 H, 0 R, 1 BB, 2 K)

2010

- Went 0-1 with a 6.60 ERA in 12 games (1 start) with the Arizona League Rangers...15.0 IP, 19 H, 11 R, 11 ER, 6 BB, 13 K
- Made professional debut on June 25 vs. AZL Dodgers (1.0 IP, 0 H, 0 R, 1 BB, 0 K)

SINGLE-GAME CAREER BESTS

Innings: 6.2, 4/18/16 w/ Round Rock vs. Iowa

Strikeouts: 9, 6/14/14 w/ Round Rock at Fresno

10+ K Games: None

Walks: 4, 5/25/15 w/ Texas at Cleveland

Shutouts: None

Complete Games: None

Hits: 8, 8/29/21 w/ Worcester at Buffalo


Runs: 5 (2x), Last – 5/26/22 w/ Syracuse vs. Rochester

HR: 2 (2x), Last – 5/29/19 w/ Milwaukee vs. Philadelphia

Winning Streak: 9 Games, 6/24/11 – 8/22/12 w/ AZL Rangers and Spokane

Losing Streak: 4 Games, 8/20 – 9/2/13 w/ Frisco

LUIS CONTRERAS • RHP



BATS: Right **THROWS:** Right **HEIGHT:** 6-0 **WEIGHT:** 218
BORN: April 29, 1996 in Maracaibo, Venezuela
RESIDES: Hialeah, FL
OPENING DAY AGE: 26 **MLB SERVICE:** 0.000
ACQUIRED: Signed as a free agent by Milwaukee on June 19, 2019

PERSONAL

- Luis Eduardo Contreras Alvarado
- 4th professional season; all with Milwaukee
- Signed by the Chicago Cubs as a free agent on April 4, 2015 but did not appear in a game

DID YOU KNOW?

- Began 2019 season with the Eastside Diamond Hoppers of the independent United Shore Professional Baseball League

CONTRERAS

CAREER STATISTICS

YEAR	CLUB	W-L	ERA	G	GS	CG	SH	SV	IP	H	R	ER	HR	HB	BB	SO	WP
2019	AZL Brewers Gold	2-1	2.01	9	0	0	0	0	22.1	12	7	5	0	2	9	39	5
	Wisconsin	2-3	3.96	6	4	0	0	0	25.0	20	11	11	3	3	11	32	0
	Biloxi	0-0	0.00	1	0	0	0	1	3.0	3	0	0	0	0	2	2	0
2021	Biloxi	0-1	5.19	3	3	0	0	0	8.2	9	7	5	2	1	3	19	0
2022	Biloxi	3-2	3.00	26	0	0	0	1	42.0	30	14	14	2	4	21	59	5
	Nashville	0-0	8.00	9	0	0	0	0	9.0	8	8	8	2	1	9	14	2
Minor League Totals		7-7	3.52	54	7	0	0	2	110.0	82	47	43	9	11	55	165	12

2022

- Went 3-2 with a 3.88 ERA in 35 games with Double-A Biloxi (26) and Nashville (9)...51.0 IP, 38 H, 22 R, 22 ER, 30 BB, 73 K
- Began season with Biloxi...had two stints with Sounds (June 30-July 25 and September 8-end of season)
- Did not allow a run in 24 appearances...20 of 24 were at least 1.0 inning
- Posted a 0.84 ERA (10.2 IP/1ER) with 13 strikeouts in six May appearances
- Spent June 6-15 on 7-day injured list
- Possessed best opponent batting average (.188) and second-best WHIP (1.06) among Biloxi relievers at time of first promotion to Nashville
- Tossed a scoreless inning in his Triple-A debut on July 1 vs. Indianapolis (1 H, 2 BB, 2 K)
- Struck out 28 over 19.0 innings in 11 games at MGM Park in Biloxi
- Held left-handed batters to a .139 average (10-for-72) with 33 strikeouts with Biloxi
- Made six appearances for Glendale in the Arizona Fall League (6.0 IP/8 ER)
- Went 3-2 with a 5.79 ERA (14.0 IP/9 ER) in 15 appearances with Lara in the Venezuelan Winter League after the season

2021

- Went 0-1 with a 5.19 ERA in 3 games (all starts) with Biloxi...8.2 IP, 9 H, 7 R, 5 ER, 3 BB, 19 K
- Placed on the injured list on May 27 and missed rest of season
- Struck out a career high 11 on May 16 vs. Mississippi (4.0 IP, 3 H, 4 R, 4 ER, 2 BB)

2020

- Did not play in affiliated baseball due to COVID-19 pandemic

2019

- Went 4-4 with a 2.86 ERA in 16 games (4 starts) between Arizona League Brewers Gold (9), Single-A Wisconsin (6) and Double-A Biloxi (1)...50.1 IP, 35 H, 18 R, 16 ER, 22 BB, 73 K
- Pitched 3.0 scoreless innings in Brewers organization debut on June 21 vs. AZL Dodgers Lasorda (1 H, 1 BB, 8 K)
- Tossed 3.0 scoreless innings in Double-A debut on September 2 at Birmingham (3 H, 2 BB, 2 K)
- Held left-handed batters to a .128 average (5-for-39) with 10 strikeouts with Wisconsin
- Went 2-2 with a 4.70 ERA (23.0 IP/12 ER) with 39 strikeouts with East Side in the United Shore Professional Baseball League

Luis Contreras continued on page 39

SINGLE-GAME CAREER BESTS

Innings: 6.0, 8/21/19 w/ Wisconsin vs. Burlington
Strikeouts: 11, 5/16/21 w/ Biloxi vs. Mississippi
10+ K Games: 2, Last – 5/16/21 w/ Biloxi vs. Mississippi
Walks: 3 (6x), Last - 9/4/22 w/ Biloxi at Rocket City
Shutouts: None
Complete Games: None
Hits: 8, 8/27/19 w/ Wisconsin at Clinton
Runs: 5, 8/27/19 w/ Wisconsin at Clinton
HR: 2 (2x), Last - 5/16/21 w/ Biloxi vs. Mississippi
Winning Streak: 2 Games, 7/29 - 8/19/22 w/ Biloxi
Losing Streak: 2 Games (2x), Last – 4/20 - 6/25/22 w/ Biloxi

SOUND BYTES - IT'S A CYCLE

Outfielder Tike Redman became the first Nashville Sounds player in the club's history to hit for the cycle, accomplishing the feat in 2001.

On June 30 at Tucson in a 6-5 defeat, the Sounds' leadoff hitter grounded out to second to open the game, singled to shortstop in the fourth inning, homered to right in the sixth, doubled down the right-field line in the seventh, then completed the feat with a one-out triple during the Sounds' 9th.


Catcher J.R. House joined Redman in the Nashville cycling club when he accomplished the feat on May 21, 2004 at Sacramento to lead the Sounds to an 8-7 win.

The backstop ripped an RBI double in the first, singled in the third, belted his eighth home run of the year in the fifth (off Sacramento starter Joe Blanton), and completed the feat with a go-ahead, two-out RBI triple on a 3-2 pitch in the top of the seventh inning that gave Nashville a lead that would last the remainder of the game.

Outfielder Caleb Gindl became the third member of the Sounds' cycle club on July 10, 2011, when he accomplished the feat at Albuquerque during a 9-5 Nashville victory.

The right fielder ripped a triple in the second, homered in the third, doubled in the eighth and completed the feat with a single in the ninth.

JAKE COUSINS • RHP



BATS: Right **THROWS:** Right **HEIGHT:** 6-4 **WEIGHT:** 193
BORN: July 14, 1994 in Park Ridge, IL
RESIDES: South Elgin, IL
OPENING DAY AGE: 28 **MLB SERVICE:** 1.090
ACQUIRED: Signed by Milwaukee as a free agent on July 16, 2019

PERSONAL

- Jake Owen Cousins
- 6th professional season; 4th with Milwaukee
- Originally drafted by Washington in the 20th round of the 2017 MLB Draft but did not sign
- Signed by Nationals scout Tyler Wilt

DID YOU KNOW?

- His cousin, Kirk, plays quarterback for the Minnesota Vikings

HIGH SCHOOL/COLLEGE

- Graduated from Wheaton Academy (IL)
- Lettered all four years in baseball and two years in basketball
- Named SCC First Team All-Conference and First Team All-Area West as a senior
- Named to the Perfect Game All-Tournament team as a junior
- Won the 2012 Kane County Chronicle Achievement award...also a two-time scholastic achievement award recipient
- Attended the University of Pennsylvania from 2014-17 and graduated with a bachelor's degree in philosophy, politics and economics
- Went 20-7 with a 2.91 ERA in 38 games (31 starts) during his college career
- Finished his career among program leaders in wins (3rd) and ERA (6th)
- Named First Team All-Ivy League (unanimous) as a senior, Second Team All-Ivy as a sophomore and Honorable Mention All-Ivy as a freshman

CAREER STATISTICS

YEAR	CLUB	W-L	ERA	G	GS	CG	SH	SV	IP	H	R	ER	HR	HB	BB	SO	WP
2017	GCL Nationals	0-0	3.00	3	0	0	0	0	3.0	3	2	1	0	2	3	4	2
	Auburn	2-2	2.43	15	0	0	0	2	29.2	27	12	8	0	1	7	23	3
2018	GCL Nationals	0-0	4.09	7	1	0	0	0	11.0	13	5	5	0	0	2	8	0
	AZL Brewers	2-0	2.57	7	0	0	0	1	14.0	10	4	4	0	1	0	21	1
2019	Wisconsin	1-0	1.26	7	0	0	0	2	14.1	6	2	2	0	2	2	18	4
	Biloxi	0-1	3.00	8	0	0	0	3	9.0	6	3	3	1	2	3	14	0
2021	Nashville	1-0	1.86	9	1	0	0	1	9.2	6	3	2	1	0	2	16	0
	MILWAUKEE	1-0	2.70	30	0	0	0	0	30.0	16	9	9	3	4	19	44	2
	ACL Brewers Blue	0-0	0.00	1	0	0	0	0	1.0	0	0	0	0	0	0	2	0
2022	Nashville	1-0	2.78	21	0	0	0	1	22.2	15	8	7	2	3	11	31	2
	MILWAUKEE	2-1	2.70	12	0	0	0	0	13.1	10	4	4	1	2	8	21	4
Major League Totals		3-1	2.70	42	0	0	0	0	43.1	26	13	13	4	6	27	65	6
Minor League Totals		7-3	2.52	78	2	0	0	10	114.1	86	39	32	4	10	30	137	12

2022

- Went 2-1 with a 2.70 ERA in 12 games with Milwaukee...13.1 IP, 10 H, 4 R, 4 ER, 8 BB, 21 K
- Went 1-0 with a 2.78 ERA in 21 games with Nashville...22.2 IP, 15 H, 8 R, 7 ER, 11 BB, 31 K
- Began season with Milwaukee...spent May 1-August 24 on the injured list with right elbow effusion
- Optioned to Nashville on August 24...made two more stints with Milwaukee from September 19-23 and October 3-end of season
- Picked up wins in relief on April 10 at Chicago-NL (0.1 IP, 1 K) and April 17 vs. St. Louis (1.0 IP, 1 H, 1 K)
- Made one outing with Arizona Complex League Brewers Blue (July 26) before being sent to Nashville on rehab July 29
- Posted a 0.97 WHIP and .105 opponent batting average with Nashville in 11 August appearances
- Had 24 scoreless appearances...22 of which were 1.0 inning or more in length
- Logged a 1.64 ERA (11.0 IP/2 ER) in 10 games at First Horizon Park (16 K, 1.09 WHIP)
- Held right-handed hitters to a .161 average with Nashville and a .179 average with Milwaukee

2021

- Went 1-0 with a 2.70 ERA in 30 games with Milwaukee...30.0 IP, 16 H, 9 R, 9 ER, 19 BB, 44 K

Jake Cousins continued on page 41

Jake Cousins continued

- Went 1-1 with a 2.41 ERA in 17 games with Nashville (9) and Biloxi (8)...18.2 IP, 12 H, 6 R, 5 ER, 5 BB, 30 K
- Began his Major League career with 17 consecutive scoreless outings (18.0 IP)
- Made Major League debut on June 21 at Arizona (2.0 IP, 1 BB, 5 K)...recorded the most strikeouts in Brewers franchise history by a reliever making his Major League debut
- Earned his first Major League win on July 7 at New York-NL in game two of a doubleheader
- Was on the injured list from July 31-August 9 and from September 24-October 4
- Made his postseason debut in Game 3 of the NLDS at Atlanta...threw a scoreless eighth inning
- Held left handed hitters to a .146 average with Milwaukee (6-for-41) and a .154 average with Biloxi (2-for-13)
- Limited right handed hitters to a .167 average with Milwaukee (10-for-80) and a .056 average with Nashville (1-for-18)

2020

- Did not play affiliated baseball due to the COVID-19 pandemic
- Played in 15 games with the Chicago Dos of the Independent American Association

2019

- Went 3-0 with a 1.91 ERA in 14 games with Single-A Wisconsin (7) and the Arizona League Brewers (7)...28.1 IP, 16 H, 6 R, 6 ER, 2 BB, 39 K
- Released by Washington on March 27
- Pitched in 15 games with the Schaumburg Boomers of the Independent Frontier League prior to signing with the Brewers on July 16
- Limited hitters to a .163 batting average

2018

- Went 0-0 with a 4.09 ERA in 7 games (1 start) with the Gulf Coast League Nationals...11.0 IP, 13 H, 5 R, 5 ER, 2 BB, 8 K
- Missed most of the season with a right forearm flexor mass strain

2017

- Went 2-2 with a 2.48 ERA in 18 games with Short-Season Auburn (15) and the Gulf Coast League Nationals (3)...32.2 IP, 30 H, 14 R, 9 ER, 10 BB, 27 K

SINGLE-GAME CAREER BESTS

Innings: 4.0, 7/28/17 w/ Auburn vs. West Virginia

Strikeouts: 7, 8/11/19 w/ AZL Brewers at AZL Athletics

10+ K Games: None

Walks: 3 (3x), Last - 8/25/22 w/ Nashville at Durham

Shutouts: None

Complete Games: None

Hits: 6 (2x), Last - 8/20/18 w/ GCL Nationals vs. GCL Cardinals

Runs: 5, 7/24/17 w/ Auburn at Williamsport

HR: 1 (8x), Last - 9/7/22 w/ Nashville at Charlotte

Winning Streak: 4 Games, 6/10/21 - 4/17/22 w/ Milwaukee

Losing Streak: 1 Game (4x), Last - 4/25/22 w/ Milwaukee at San Francisco

CAM DEVANNEY • INF



BATS: Right **THROWS:** Right **HEIGHT:** 6-1 **WEIGHT:** 205
BORN: April 13, 1997 in Nashua, NH
RESIDES: Hudson, NH
OPENING DAY AGE: 25 **MLB SERVICE:** 0.000
ACQUIRED: Selected by Milwaukee in the 15th round of the 2019 First-Year Player Draft

PERSONAL

- Cameron Michael Devanney
- 4th professional season; all with Milwaukee
- Signed by Brewers scout Taylor Frederick

DID YOU KNOW?

- Played two summers in the New England Collegiate Baseball League in 2016 (Winnepesaukee) and 2017 (Danbury)

HIGH SCHOOL/COLLEGE

- Graduated from Central Catholic High School (Lawrence, MA)
- Named to the ABCA/Rawlings High School All-Region 1 Team as a senior...two-time Merrimack Valley Conference MVP in 2013 and 2015
- Graduated from Elon University with a Bachelor's Degree in Project Management in 2019
- Awarded the Danieley Memorial Sportsmanship Award his redshirt junior season...presented for leadership and sport excellence by the Colonial Athletic Association
- Started 57 games in 2019 and batted .335 for the Phoenix...named to the NCCSIA All-State Second Team, CAA All-Tournament Team and All-CAA Second Team after the season
- Named second team all-conference in 2018

CAREER STATISTICS

YEAR	CLUB	AVG	G	AB	R	H	2B	3B	HR	RBI	BB	SO	SB	CS	OBP	SLG
2019	Rocky Mountain	.246	33	114	20	28	7	1	5	20	15	30	4	4	.348	.456
	AZL Brewers Blue	.330	28	106	23	35	5	2	2	14	13	11	13	4	.424	.472
2021	Biloxi	.175	87	291	23	51	10	0	5	30	31	94	1	2	.269	.261
2022	Biloxi	.259	115	402	59	104	28	1	20	57	43	96	6	2	.340	.483
	Nashville	.306	13	49	10	15	4	0	3	11	5	14	0	0	.357	.571
Minor League Totals		.242	276	962	135	233	54	4	35	132	107	245	24	12	.330	.416

2022

- Played in 128 games with Double-A Biloxi (115) and Nashville (13)...hit .264 (119-for-451) with 69 runs, 32 doubles, 1 triple, 23 home runs, 68 RBI, 48 walks and 6 stolen bases
- Named a MLB.com Organization All-Star (Milwaukee)
- Ranked among Southern League leaders in slugging percentage (2nd, .483), extra-base hits (2nd, 49), total bases (2nd, 194), doubles (T-3rd, 28), OPS (4th, .823), home runs (7th, 20), average (8th, .259) and hits (8th, 104) when promoted to Nashville on September 6
- Went 3-for-3 with 2 runs, a home run and 3 RBI on April 30 vs. Pensacola
- Recorded a 19 game hitting streak from June 5-26...hit .377 (26-for-69) with 14 runs, 8 doubles, 1 triple, 2 home runs, 10 RBI and 11 walks during the streak
- Reached base safely in 23 of 26 June games...hit .316 (30-for-95) during the month
- Went 2-for-5 with a run, home run and 2 RBI in Triple-A debut on September 7 at Charlotte
- Finished 3-for-4 with 3 extra-base hits (2 2B, HR) on September 24 at Louisville
- Ended with a .571 slugging percentage and a .928 OPS in 13 games with Nashville
- Did not make an error in 103 innings with Nashville (67 at SS, 29 at 3B, 6 at 2B)

2021

- Played in 87 games with Double-A Biloxi and hit .175 (51-for-291) with 23 runs, 10 doubles, 5 home runs, 30 RBI, 31 walks and 1 stolen base
- Had a 1.000 fielding percentage across the final 49 games (415.2 innings)

2020

- Did not play in affiliated baseball due to COVID-19 pandemic

2019

- Played in 61 games with the Arizona League Brewers Blue (28) and Rookie-Level Rocky Mountain (33)...hit .286 (63-for-220) with 43 runs, 12 doubles, 3 triples, 7 home runs, 34 RBI and 17 stolen bases

Cam Devanney continued on page 43

Cam Devanney continued

- Ended a home run shy of the cycle in his third professional game vs. AZL White Sox (3-for-3, 2 R)
- Finished with 17 multi-hit games and 7 multi-RBI games

SINGLE-GAME CAREER BESTS

Hits: 3 (13x), Last - 9/24/22 w/ Nashville at Louisville

RBI: 4 (3x), Last - 7/24/22 w/ Biloxi vs. Pensacola

Runs: 3 (3x), Last - 6/26/21 w/ Biloxi vs. Montgomery

HR: 2 (3x), Last - 7/17/22 w/ Biloxi at Tennessee


GS: None

K: 4, 6/10/21 w/ Biloxi vs. Mississippi

BB: 3 (4x), Last - 9/22/22 w/ Nashville at Louisville


SB: 3, 7/2/19 w/ AZL Brewers Blue vs. AZL Athletics Gold

Hit Streak: 19 Games, 6/5 - 6/26/22 w/ Biloxi



DEVANNEY

PATRICK DORRIAN • INF



BATS: Left **THROWS:** Right **HEIGHT:** 6-2 **WEIGHT:** 208
BORN: June 26, 1996 in Kingston, NY
RESIDES: Kingston, NY
OPENING DAY AGE: 26 **MLB SERVICE:** 0.000
ACQUIRED: Acquired via trade by Milwaukee from Baltimore for cash on June 23, 2022

PERSONAL

- Patrick Ryan Dorrian
- 5th professional season; 2nd with Milwaukee
- Signed by the Pittsburgh Pirates as a free agent on June 21, 2018
- Signed by Braves scout Dennis Sheehan in 2014

DID YOU KNOW?

- Originally drafted by the Atlanta Braves in the 12th round of the 2014 First-Year Player Draft... stepped away from professional baseball shortly after reporting
- Has a dog named Penny

HIGH SCHOOL/COLLEGE

- Graduated from Kingston High School (NY)
- Was 2012 State Champions in baseball...also All-State Quarterback in football and Player of the Year in basketball his senior year
- Played baseball, basketball and football in high school
- Transferred to and attended Lynn University (FL) in 2017-18
- First Team-All America by NCBWA, D2CCA and ABCA/Rawlings his senior year
- Attended Herkimer Community College (NY) in 2015-16
- Played baseball and basketball at Herkimer...hit .360 his freshman year and .355 his sophomore year

CAREER STATISTICS

YEAR	CLUB	AVG	G	AB	R	H	2B	3B	HR	RBI	BB	SO	SB	CS	OBP	SLG
2018	GCL Pirates	.328	40	137	28	45	10	6	1	34	24	24	2	1	.427	.511
	Bristol	.367	9	30	6	11	2	2	1	5	4	8	0	0	.457	.667
2019	Greensboro	.256	64	219	39	56	17	3	6	31	28	64	8	2	.346	.443
	Frederick	.233	51	189	22	44	7	1	4	24	13	50	0	0	.279	.344
2021	Bowie	.246	112	398	72	98	21	2	22	67	69	135	4	2	.362	.475
	Norfolk	.125	4	16	0	2	0	0	0	0	0	8	0	0	.125	.125
2022	Bowie	.000	1	4	0	0	0	0	0	0	0	1	0	0	.000	.000
	Norfolk	.161	46	149	11	24	7	0	3	15	19	58	2	0	.256	.268
	Nashville	.248	48	161	28	40	7	2	11	25	23	53	2	1	.346	.522
Minor League Totals		.246	375	1303	206	320	71	16	48	201	180	401	18	6	.340	.435

2022

- Played in 94 games between Nashville (48) and Triple-A Norfolk (46)...hit .206 (64-for-310) with 39 runs, 14 doubles, 2 triples, 14 home runs, 40 RBI, 42 walks and 4 stolen bases
- Began season with Norfolk...traded to Brewers on June 23 for cash and assigned to Nashville
- Logged 13 multi-hit games and 11 multi-RBI games
- Had a season-best three hit game on May 3 at Nashville (3-for-4, 2 RBI, SB)
- Reached base safely in 14 of 16 August games...finished with a .361 on-base percentage, .481 slugging percentage and a .842 OPS in the month
- Logged a .684 slugging percentage and a 1.063 OPS in 16 games in September
- Homered twice in the regular season finale vs. Memphis on September 28 (some might say they were 'Dancing on Broadway')...second multi-homer game in professional career
- Hit .375 (15-for-40) with 9 runs and 8 RBI in 10 Friday games with Nashville
- Logged a .993 fielding percentage in 41 games (37 starts) at first base with Norfolk

2021

- Played in 116 games between Double-A Bowie (112) and Triple-A Norfolk (4)...hit .242 (100-for-414) with 72 runs, 21 doubles, 2 triples, 22 home runs, 67 RBI, 69 walks and 4 stolen bases
- Named Double-A Northeast Player of the Week for May 10-16...hit .333 (7-for-21) with 8 runs, 3 doubles, 3 home runs, 11 RBI and 7 walks during the week
- Had back-to-back 4 RBI performances on May 13 and 14 (including GS on the 14th vs. Reading)
- Reached base safely in each of the first 14 games of the season
- Ended season with 25 multi-hit games and 20 multi-RBI games
- Hit .309 (29-for-94) with 16 runs, 3 homers and 13 RBI in 25 June games (.500 SLG, .881 OPS)
- Had 2 home runs on July 29 at Richmond, including go-ahead solo shot in the 8th inning
- Went 1-for-12 (R, 2 BB, 4 K) in three postseason games in the Double-A Northeast Playoffs vs. Akron

Patrick Dorrian continued on page 45

Patrick Dorrian continued

- Received invite to MLB spring training with Baltimore...hit .182 (2-for-11) with 3 runs in nine games

2020

- Did not play in affiliated baseball due to COVID-19 pandemic

2019

- Played in 115 games with Single-A Greensboro (64) and Advanced-A Frederick (51)...hit .245 (100-for-408) with 61 runs, 24 doubles, 4 triples, 10 home runs, 55 RBI, 41 walks and 8 stolen bases
- Hit .256 (56-for-219) with 39 runs, 17 doubles, 3 triples, 6 homers and 31 RBI with Greensboro to start the season
- Began season with Greensboro...traded to Baltimore from Pittsburgh as the player to be named later on June 27...Baltimore sent RHP Yefry Ramirez to Pittsburgh on May 27
- Hit .233 (44-for-189) in 51 games with Frederick
- Totaled 28 multi-hit games and 15 multi-RBI games
- Hit .316 (25-for-79) with 10 runs, 5 doubles, 1 triple, 3 homers and 15 RBI in 21 July games with Frederick

2018

- Played in 49 games with the Gulf Coast League Pirates (40) and Rookie-Level Bristol (9)...hit .335 (56-for-167) with 34 runs, 12 doubles, 8 triples, 2 home runs, 39 RBI, 28 walks and 2 stolen bases
- Reached base safely in 15 straight games with the GCL Pirates before being assigned to Bristol on August 19...hit .414 (24-for-58) with 11 runs, 6 doubles, 4 triples, 18 RBI and 7 walks during the streak
- Reached in 8 of 9 games with Bristol
- Tripled twice on August 23 at Kingston (3-for-4, 2 R, RBI, BB)
- Hit .361 (26-for-72) with runners in scoring position

SINGLE-GAME CAREER BESTS

Hits: 3 (16x), Last - 5/3/22 w/ Norfolk at Nashville
RBI: 4 (3x), Last - 5/14/21 w/ Bowie vs. Reading
Runs: 3 (5x), Last - 8/26/21 w/ Bowie vs. Erie
HR: 2 (2x), Last - 9/28/22 w/ Nashville vs. Memphis
GS: 1, 5/14/21 w/ Bowie vs. Reading
K: 4 (3x), Last - 9/29/21 w/ Norfolk vs. Durham
BB: 3 (3x), Last - 8/6/21 w/ Bowie at Somerset
SB: 1 (18x), Last - 8/24/22 w/ Nashville at Durham
Hit Streak: 14, 6/12 - 7/1/21 w/ Bowie



LUCAS ERCEG • RHP



BATS: Left **THROWS:** Right **HEIGHT:** 6-2 **WEIGHT:** 214
BORN: May 1, 1995 in San Jose, CA
RESIDES: Phoenix, AZ
OPENING DAY AGE: 27 **MLB SERVICE:** 0.000
ACQUIRED: Selected by Milwaukee in the second round of the 2016 First-Year Player Draft

PERSONAL

- Lucas Stijepan Erceg
- 8th professional season; all with Milwaukee
- Signed by Brewers scout Joseph Graham

DID YOU KNOW?

- Name is pronounced “ERR-seg”
- Is married and wife’s name is Emma
- Enjoys video games, fishing and relaxing at the lake

HIGH SCHOOL/COLLEGE

- Graduated from Westmont High School (CA)
- Named 2013 Central Coast Section Player of the Year as a senior
- Attended the University of California-Berkeley
- Named All-Pac-12 First Team as a sophomore
- Played two seasons with the Golden Bears before transferring to Menlo College (CA)
- Broke the Menlo single-season home run record with 20 during his junior season
- Pitched in 26 games in college and posted a 1.44 ERA (49.2 IP/8 ER)

CAREER STATISTICS

YEAR	CLUB	W-L	ERA	G	GS	CG	SH	SV	IP	H	R	ER	HR	HB	BB	SO	WP
2021	Biloxi	2-6	5.29	22	13	0	0	0	47.2	38	35	28	5	4	35	45	8
2022	Biloxi	1-3	6.55	16	2	0	0	1	22.0	30	23	16	3	2	14	27	2
	Nashville	2-1	3.43	33	2	0	0	1	39.1	34	15	15	3	1	23	42	5
Minor League Totals		5-10	4.87	71	17	0	0	2	109.0	102	75	59	11	7	72	114	15

2022

- Went 3-4 with a 4.55 ERA in 49 games (4 starts) with Double-A Biloxi (16) and Nashville (33)...61.1 IP, 64 H, 38 R, 31 ER, 37 BB, 69 K
- First full season as a full-time pitcher
- Made the fourth-most appearances among Sounds relievers...also pitched the 10th-most innings (39.1 IP) among Nashville hurlers
- Began season with Biloxi...made Nashville debut on June 9 and finished the season with the Sounds
- Earned the win in relief on May 26 vs. Montgomery (2.0 IP, 0 H, 0 R, 0 BB, 2 K)
- Posted a 1.80 ERA (10.0 IP/2 ER) in June and a 0.73 ERA (12.1 IP/1 ER) in August
- Struck out six Strippers in longest outing of season (3.0 IP) on August 13 vs. Gwinnett
- Totaled 27 scoreless appearances of 1.0 IP+ between the two levels
- Credited with two wins in relief with Nashville (June 18 at Memphis, June 26 vs. Gwinnett)
- Recorded a 1.90 ERA (23.2 IP/5 ER) in 18 appearances at First Horizon Park compared to a 5.74 ERA (15.2 IP/10 ER) in 15 Nashville road appearances
- Had a 2.25 ERA (8.0 IP/2 ER) as a starter and a 4.89 ERA (53.1 IP/29 ER) as a reliever between both levels
- Held right-handed hitters to a .190 (16-for-84) average with Nashville and a .224 (11-for-49) average with Biloxi
- Pitched an inning in the International League Championship Game vs. Durham on October 1 (4 H, 2 R, 2 ER, 0 BB, 1 K)

2021

- Made pitching debut with Double-A Biloxi and went 2-6 with a 5.29 ERA in 22 games (13 starts)...47.2 IP, 38 H, 35 R, 28 ER, 35 BB, 45 K
- Played in 50 games as a hitter with Biloxi and hit .223 (23-for-103) with 11 runs, 7 doubles, 3 home runs, 12 RBI, 7 walks, 22 strikeouts and 3 stolen bases
- Made the third-most starts, the seventh-most innings pitched and the ninth-most appearances among Biloxi pitchers
- Made pitching debut in relief on May 7 at Birmingham (1.0 IP, 1 H, 0 R, 2 BB, 1 K)
- Took the loss in his first-ever start on May 14 vs. Mississippi in game two of a doubleheader (1.1 IP, 1 R, 1 ER, 2 BB, 2 K)
- Earned two wins in back-to-back starts on August 20 at Pensacola and August 26 vs. Rocket City
- Had a monthly-best 2.08 ERA (21.2 IP/5 ER) across five starts in August
- Finished with a 5.17 ERA (38.1 IP/22 ER) as a starter and a 5.79 ERA (9.1 IP/6 ER) as a reliever
- Posted a .200 opponent batting average vs. lefties (15-for-75)

Lucas Erceg continued on page 47

Lucas Erceg continued

2020

- Did not play affiliated baseball in 2020 due to the pandemic
- Played in 28 games with the Sugar Land Lightning Sloths of the Constellation Energy League (Indy)

2019

- Played in 116 games with Triple-A San Antonio and hit .218 (78-for-357) with 55 runs, 1 triple, 15 home runs, 52 RBI, 44 walks and 102 strikeouts
- Had 17 multi-hit games and 12 multi-RBI games
- Collected six consecutive multi-hit games from August 4-11
- Notched the only multi-homer game of his career on April 9 vs. Memphis
- Matched career-highs in hits (4) and runs scored (3) on June 13 vs. Tacoma
- Finished the season by hitting .274 (20-for-73) with 12 runs, 7 extra-base hits and 10 RBI in 25 games in the month of August
- Entered the season as the 8th-best prospect in the organization according to *Baseball America*

2018

- Played in 123 games with Double-A Biloxi and hit .248 (115-for-463) with 52 runs, 21 doubles, 1 triple, 13 home runs, 51 RBI, 37 walks and 82 strikeouts
- Had 30 multi-hit games and 14 multi-RBI games
- Hit .362 (21-for-58) with 7 runs, 5 doubles, 1 home run and 9 RBI in the first 15 games of the season
- Hit .314 (33-for-105) with 17 runs, 4 doubles, 7 home runs and 16 RBI in 28 games in the month of July
- Matched a career-high with 5 RBI on July 27 at Jackson
- Collected three consecutive 3-hit games from July 27-29
- Entered the season as the 6th-best prospect in the organization according to *Baseball America*

2017

- Played in 130 games with Advanced-A Carolina and Triple-A Colorado Springs and hit .259 (131-for-506) with 68 runs, 35 doubles, 1 triple, 15 home runs, 83 RBI, 36 walks and 96 strikeouts
- Played in 127 games with Carolina before transferring to Colorado Springs for the final 3 games of the season
- Named a MiLB.com Organization All-Star (Milwaukee)
- Named a Carolina League Post-Season All-Star
- Named Carolina League Player of the Week for August 21-27 when he hit .462 (12-for-26) with 8 runs, 4 doubles, 1 home run and 7 RBI
- Named Carolina League Player of the Week for July 24-30 when he hit .478 (11-for-23) with 7 runs, 2 doubles, 1 triple, 3 home runs and 12 RBI
- Finished among Carolina League leaders in RBI (1st, 81), total bases (2nd, 207), extra-base hits (T-2nd, 49) and doubles (4th, 33).
- Led all Milwaukee minor leaguers with 83 RBI
- Clubbed the only grand slam of his career on July 26 at Myrtle Beach
- Hit .326 (31-for-95) with 12 runs, 7 doubles, 2 home runs, 20 RBI and 7 walks in 25 games in the month of June
- Played in 14 games with the Salt River Rafters of the Arizona Fall League
- Entered the season as the 8th-best prospect in the organization according to *Baseball America*

2016

- Played in 68 games with Short-Season Helena and Single-A Wisconsin and hit .327 (89-for-272) with 34 runs, 17 doubles, 4 triples, 9 home runs, 51 RBI, 20 walks and 54 strikeouts
- Made his professional debut with Helena and played in 26 games before being transferred to Wisconsin on July 19
- Named a MiLB.com Organization All-Star (Milwaukee)
- His .400 (42-for-105) batting average was second in the Pioneer League at the time of his promotion
- Hit safely in 53 of 68 games

SINGLE-GAME CAREER BESTS

Innings: 5.0 (2x), Last - 8/26/21 w/ Biloxi vs. Rocket City
Strikeouts: 6 (2x), Last - 8/13/22 w/ Nashville vs. Gwinnett
10+ K Games: None
Walks: 5, 9/5/21 w/ Biloxi vs. Mississippi
Shutouts: None
Complete Games: None
Hits: 6, 7/16/21 w/ Biloxi at Montgomery
Runs: 5 (2x), Last - 9/5/21 w/ Biloxi vs. Mississippi
HR: 2, 7/16/21 w/ Biloxi at Montgomery
Winning Streak: 3 Games, 5/26 - 6/26/22 w/ Biloxi and Nashville
Losing Streak: 5 Games, 5/14 - 8/14/21 w/ Biloxi

PEDRO FERNANDEZ • RHP



BATS: Right **THROWS:** Right **HEIGHT:** 6-0 **WEIGHT:** 175
BORN: May 25, 1994 in Loma de Cabrera, D.R.
RESIDES: Puerto Plata, D.R.
OPENING DAY AGE: 28 **MLB SERVICE:** 0.000
ACQUIRED: Signed as a free agent by Milwaukee on January 9, 2023

PERSONAL

- Pedro Fernandez
- 10th professional season; 1st with Milwaukee
- Originally signed as a non-drafted free agent by Kansas City in 2011
- Signed by Royals scout Edis Pérez

DID YOU KNOW?

- His birthplace of Loma de Cabrera is also the hometown of Seattle Mariners outfielder Julio Rodriguez

CAREER STATISTICS

YEAR	CLUB	W-L	ERA	G	GS	CG	SH	SV	IP	H	R	ER	HR	HB	BB	SO	WP
2012	DSL Royals	3-2	1.93	12	10	0	0	0	51.1	44	15	11	0	3	14	49	8
2013	DSL Royals	0-0	0.75	4	2	0	0	0	12.0	5	1	1	0	0	3	15	0
	AZL Royals	0-1	1.82	8	7	0	0	0	34.2	28	10	7	3	0	8	38	1
2014	Lexington	1-8	4.99	16	8	0	0	3	61.1	50	36	34	6	4	33	60	8
2015	Lexington	6-2	3.12	18	13	0	0	0	78.0	53	31	27	2	2	27	89	4
	Wilmington	0-6	8.82	7	7	0	0	0	32.2	56	34	32	2	1	8	25	7
2016	Wilmington	3-2	2.14	6	6	1	1	0	33.2	24	8	8	0	0	11	31	3
	Northwest Arkansas	1-2	4.03	8	5	0	0	0	29.0	29	14	13	2	3	10	19	0
2017	Northwest Arkansas	4-3	2.66	29	0	0	0	1	50.2	41	17	15	1	0	13	51	6
	Omaha	2-1	4.10	10	3	0	0	1	26.1	29	15	12	3	0	10	16	2
2018	Northwest Arkansas	4-2	2.81	26	3	0	0	2	57.2	54	18	18	2	2	19	43	10
	Omaha	1-0	7.00	6	0	0	0	0	9.0	12	7	7	1	1	7	6	2
2019	Laguna	2-4	8.27	13	5	0	0	0	32.2	51	32	30	12	2	10	18	3
2022	Quintana Roo	8-4	4.42	17	17	1	1	0	95.2	93	51	47	16	4	25	103	4
Minor League Totals		25-28	3.50	150	64	1	1	7	476.1	425	206	185	22	16	163	442	51
Mexican League Totals		10-8	5.40	30	22	1	1	0	128.1	144	83	77	28	6	35	121	7

2022

- Went 8-4 with a 4.42 ERA in 17 games (all starts) with Quintana Roo in the Mexican League...95.2 IP, 93 H, 51 R, 47 ER, 25 BB, 103 K
- Named a Mexican League Mid-Season All-Star
- Led the league in strikeouts and ranked among league leaders in innings (2nd), wins (T-2nd) and starts (T-5th)
- Logged 7 quality starts, including three starts of 7.0 innings
- Struck out a season-high 13 hitters on July 8 vs. Puebla
- Went 5-1 with a 2.98 ERA (54.1 IP/18 ER) in road games compared to 3-3 with a 6.31 ERA at home
- Held right-handed hitters to a .228 average (46-for-202)
- Went 3-3 with a 2.50 ERA in 10 starts with Cibao in the Dominican Winter League...50.1 IP, 38 H, 14 R, 14 ER, 10 BB, 48 K
- Led the Dominican Winter League in WHIP (0.95), tied for the league lead in starts and ranked among league leaders in strikeouts (2nd), innings (T-2nd), opponent batting average (T-3rd, .211) ERA (8th) and wins (T-9th)

2021

- Did not pitch

2020

- Did not play in baseball due to COVID-19 pandemic

2019

- Went 2-4 with an 8.27 ERA in 13 games (5 starts) with Laguna in the Mexican League...32.2 IP, 51 H, 32 R, 30 ER, 10 BB, 18 K
- Ended with a 7.88 ERA as a starter (24.0 IP/21 ER) and a 9.35 ERA as a reliever (8.2 IP/9 ER)

Pedro Fernandez continued on page 49

Pedro Fernandez continued

2018

- Went 5-2 with a 3.38 ERA in 32 games (3 starts) between Double-A Northwest Arkansas (26) and Triple-A Omaha (6)...66.2 IP, 66 H, 25 R, 25 ER, 26 BB, 49 K
- Longest outing was 5.0 innings in a start on July 20 vs. Tulsa (5.0 IP, 0 R, 1 BB, 3 K)
- Posted a 1.93 ERA (32.2 IP/7 ER) in 14 home games in Double-A (compared to a 3.96 ERA in 12 road appearances)
- Held left-handed hitters to a .237 (14-for-59) average with Northwest Arkansas
- Pitched for Cibaenas in the Dominican Winter League following the season

2017

- Went 6-4 with a 3.16 ERA in 39 games (3 starts) with Double-A Northwest Arkansas (29) and Triple-A Omaha (10)...77.0 IP, 70 H, 32 R, 27 ER, 23 BB, 67 K
- Named a Texas League Mid-Season All-Star
- Posted a 1.48 ERA (24.1 IP/4 ER), 0.78 WHIP and .180 batting average allowed across final 15 appearances with Northwest Arkansas
- Had a 3.15 ERA as a reliever (65.2 IP/23 ER) as a reliever and a 3.18 ERA as a starter (11.1 IP/4 ER)
- Pitched in 2 games for Cibaenas in the Dominican Winter League after the season

2016

- Went 4-3 with a 3.02 ERA in 14 games (11 starts) with Advanced-A Wilmington (6) and Double-A Northwest Arkansas (8)...62.2 IP, 53 H, 22 R, 21 ER, 21 BB, 50 K
- Named Carolina League Pitcher of the Week for April 18-24 after going 1-0 with a 0.75 ERA in two starts (12.0 IP, 8 H, 1 R, 1 ER, 5 BB, 14 K)
- Went 2-0 with a 1.21 ERA (22.1 IP/3 ER) in first four games
- Had two starts of 7.0 scoreless innings on April 24 vs. Potomac (4 H, 2 BB, 7 K) and on May 7 vs. Myrtle Beach (3 H, 0 BB, 8 K)
- Logged a 2.95 ERA (55.0 IP/18 ER) as a starter and 3.52 ERA (7.2 IP/3 ER) as a reliever

2015

- Went 6-8 with a 4.80 ERA in 25 games (20 starts) with Single-A Lexington (18) and Advanced-A Wilmington (7)...110.2 IP, 109 H, 65 R, 59 ER, 35 BB, 114 K
- Named a South Atlantic League Mid-Season All-Star
- Earned South Atlantic League Pitcher of the Week honors for July 20-26 after allowing one unearned run over 6.2 innings on July 22 vs. Rome (2 H, 1 R, 1 BB, 10 K)
- Struck out 34 hitters over 27.2 innings in five July starts
- Had a 3.12 ERA (78.0 IP/27 ER) with Lexington and an 8.82 ERA (32.2 IP/32 ER) with Wilmington

2014

- Went 1-8 with a 4.99 ERA in 16 games (8 starts) with Single-A Lexington...61.1 IP, 50 H, 36 R, 34 ER, 33 BB, 60 K
- Lone win came in 6.0 scoreless inning performance on July 26 vs. Savannah (1 H, 2 BB, 4 K)
- Finished with a 4.84 ERA (35.1 IP/19 ER) as a starter and a 5.19 ERA (26.0 IP/15 ER) as a reliever

2013

- Went 0-1 with a 1.54 ERA in 12 games (9 starts) with the Dominican Summer League Royals and the Arizona League Royals...46.2 IP, 33 H, 11 R, 8 ER, 11 BB, 53 K, 0.94 WHIP
- Held right-handed batters to a .177 (17-for-96) average and a .219 (16-for-73) average vs. left-handed batters

2012

- Went 3-2 with a 1.93 ERA in 12 games (10 starts) with Dominican Summer League Royals...51.1 IP, 44 H, 15 R, 11 ER, 14 BB, 49 K
- Made professional debut on June 4 vs. DSL Dodgers (4.2 IP, 6 H, 2 R, 2 ER, 0 BB, 3 K)
- Struck out a season-high 7 on July 10 at DSL Astros (5.0 IP, 4 H, 1 R, 0 ER, 0 BB)

SINGLE-GAME CAREER BESTS

Innings: 7.2, 6/21/16 w/ Northwest Arkansas vs. Arkansas

Strikeouts: 10, 7/22/15 w/ Lexington vs. Rome

10+ K Games: 1, 7/22/15 w/ Lexington vs. Rome (10)

Walks: 5 (2x), Last - 7/4/15 w/ Lexington vs. Asheville

Shutouts: 1, 5/7/16 (Game 2) w/ Wilmington vs. Myrtle Beach (7.0 IP)

Complete Games: 1, 5/7/16 (Game 2) w/ Wilmington vs. Myrtle Beach (7.0 IP)

Hits: 10, 9/1/15 w/ Wilmington vs. Winston-Salem

Runs: 7, 5/31/19 w/ Laguna vs. Tijuana

HR: 2 (4x), Last - 5/31/19 w/ Laguna vs. Tijuana

Winning Streak: 4 Games (3x), Last - 6/18 - 8/27/18 w/ Northwest Arkansas and Omaha

Losing Streak: 9 Games, 8/9/12 - 7/12/14 w/ DSL Royals, AZL Royals and Lexington

SAL FRELICK • OF



BATS: Left **THROWS:** Right **HEIGHT:** 5-10 **WEIGHT:** 182
BORN: April 19, 2000 in Boston, MA
RESIDES: Lexington, MA
OPENING DAY AGE: 22 **MLB SERVICE:** 0.000
ACQUIRED: Selected by Milwaukee in the first round of the 2021 First-Year Player Draft

PERSONAL

- Salvatore Michael Frellick
- 3rd professional season; all with Milwaukee
- Signed by Brewers scout Ty Blankmeyer

DID YOU KNOW?

- Name is pronounced “FREE-lick”
- Played for North Shore of the Futures Collegiate Baseball League from 2018-19...hit .361 in 2018 (48-for-133) and .398 in 2019 (39-for-98)
- Offered a football scholarship at Boston College but did not play
- Made the roster for Team Italy in the 2023 World Baseball Classic
- Enters the season as the second-best prospect in the Brewers organization and the 30th-best prospect in baseball according to MLB Pipeline
- Enters the season as the second-best prospect in the organization according to *Baseball America*...also named by publication as best hitter for average and best athlete in the organization a second-straight year
- Supporter of the Best Buddies program in Massachusetts...organization supports youth with intellectual and developmental disabilities through mentor programs

HIGH SCHOOL/COLLEGE

- Graduated from Lexington High School (MA)
- Named the Boston Globe Athlete of the Year as a senior...also named Gatorade Player of the Year in football (Massachusetts)
- Totaled 12 varsity letters in three sports...twice named a captain for the football, hockey and baseball teams
- Logged 115 hits, 95 runs, 7 home runs and 50 stolen bases in his high school career
- Attended Boston College from 2019-21
- Named an ABCA/Rawlings Gold Glove recipient as a junior...was the first Boston College player to win the award since its inception in 2007
- Named All-ACC First Team and Third Team All-American by Baseball America as a junior
- Started all 48 games his junior year and hit .359 (70-for-195) with 50 runs and a .443 on-base percentage
- Finished his collegiate career with a perfect 1.000 fielding percentage (237 PO, 5 A)

CAREER STATISTICS

YEAR	CLUB	AVG	G	AB	R	H	2B	3B	HR	RBI	BB	SO	SB	CS	OBP	SLG
2021	ACL Brewers Gold	.467	4	15	4	7	1	1	0	4	2	2	3	0	.529	.667
	Carolina	.437	16	71	17	31	6	1	1	12	9	10	6	2	.494	.592
	Wisconsin	.167	15	60	7	10	1	1	1	5	10	13	3	0	.296	.267
2022	Wisconsin	.291	21	79	12	23	5	1	2	9	13	14	6	3	.391	.456
	Biloxi	.317	52	224	40	71	12	3	5	25	20	33	9	2	.380	.464
	Nashville	.365	46	189	38	69	11	2	4	25	19	16	9	3	.435	.508
Minor League Totals		.331	154	638	118	211	36	9	13	80	73	88	36	10	.406	.476

2022

- Played in 119 games between High-A Wisconsin (21), Double-A Biloxi (52) and Nashville (46)...hit .331 (163-for-492) with 90 runs, 28 doubles, 6 triples, 11 home runs, 59 RBI, 52 walks and 24 stolen bases
- Named a MiLB.com Organization All-Star (Milwaukee)
- His 163 hits across all three levels were tied for the third-most in MiLB
- Led the Brewers organization in batting average, on-base percentage (.403), hits, runs and total bases (236) and ranked among Brewers organization leaders in OPS (2nd, .883), triples (2nd), slugging percentage (5th, .480), extra-base hits (5th, 45), stolen bases (5th) and doubles (6th)
- Ranked among International League leaders in hits (1st, 69), batting average (1st, .365), on-base percentage (3rd, .435), runs (3rd, 38), total bases (6th, 96) and OPS (1-9th, .943) from the time he joined Nashville (August 2) till the end of the season
- Had 52 multi-hit games (43.7% of all games), 21 multi-run games and 15 multi-RBI games
- Ended the regular season with a 41-game on-base streak with Nashville, the second-longest in the International League over the season and the longest by a Sounds player in 2022...hit .364 (60-for-165) with 36 runs, 9 doubles, 2 triples, 4 home runs, 23 RBI, 17 walks and 8 stolen bases during the streak
- Notched a hit in 12-straight games from August 12-August 27...hit .417 (20-for-48) with 12 runs, 4 doubles and 3 RBI during the streak
- Went 3-for-5 with a run, double, RBI and walk in his Sounds debut on August 2 at Norfolk

Sal Frellick continued on page 51

Sal Frelick continued

- Had his first career multi-home run game and matched a career high 4 RBI on September 14 vs. Jacksonville
- Hit .291 (23-for-79) with 12 runs and 13 walks with Wisconsin...assigned to Biloxi on May 3
- Had a career-high 5 hits in a 5-for-5 performance vs. Quad Cities on April 20 (3 R, 1 2B, 1 HR, 3 RBI, SB)
- Logged a .317 average (71-for-224) with 40 runs, 12 doubles, 3 triples, 5 home runs, 25 RBI, 20 walks and 9 stolen bases with Biloxi
- Recorded an 11 game hitting streak from June 9-July 6 and hit .392 (20-for-51) with 10 runs, 2 doubles, 2 triples, 1 home run and 8 RBI during the streak
- Entered the season as the third-best prospect in the Brewers organization and named the best hitter for average and best athlete in the organization by *Baseball America*
- Entered the season as the second-best prospect in the Brewers organization and the 46th-best prospect in baseball by MLB Pipeline

2021

- Played in 35 games between Arizona Complex League Brewers Gold (4), Single-A Carolina (16) and High-A Wisconsin (15)...hit .329 (48-for-146) with 28 runs, 8 doubles, 3 triples, 2 home runs, 21 RBI, 21 walks and 12 stolen bases
- Went 4-for-5 (2 R, 2B, 3B, 3 RBI) in third professional game on August 6 vs. ACL Angels
- Sent to Carolina on August 9...promoted to Wisconsin on August 30
- Logged an 11 game hitting streak from August 11-25 with Carolina...hit .480 (24-for-50) with 15 runs, 5 doubles, 1 triple, 1 home run, 12 RBI, 3 stolen bases, .534 on-base percentage and 1.214 OPS during the streak
- Hit first home run as part of 3-for-6, 4 RBI performance on August 13 at Down East

SINGLE-GAME CAREER BESTS

Hits: 5 (2x), Last - 4/20/22 w/ Wisconsin vs. Quad Cities

RBI: 4 (2x), Last - 9/14/22 w/ Nashville vs. Jacksonville

Runs: 3 (5x), Last - 9/4/22 w/ Nashville vs. Memphis

HR: 2, 9/14/22 w/ Nashville vs. Jacksonville

GS: None

K: 3 (2x), Last - 6/3/22 w/ Biloxi at Pensacola


BB: 2 (8x), Last - 7/29/22 w/ Biloxi vs. Montgomery

SB: 2 (5x), Last - 9/22/22 w/ Nashville at Louisville

Hit Streak: 12, 8/10 - 8/27 w/ Nashville



ROBERT GASSER • LHP



BATS: Left **THROWS:** Left **HEIGHT:** 6-0 **WEIGHT:** 192
BORN: May 31, 1999 in Folsom, CA
RESIDES: Houston, TX
OPENING DAY AGE: 23 **MLB SERVICE:** 0.000
ACQUIRED: Acquired by Milwaukee via trade from San Diego (along with LHP Taylor Rogers, OF Esteury Ruiz and RHP Dinelson Lamet) in exchange for LHP Josh Hader on August 1, 2022

PERSONAL

- Robert Riordan Gasser
- 3rd professional season; 2nd with Milwaukee
- Drafted by San Diego in the second round of the 2021 First-Year Player Draft
- Signed by Padres scout Kevin Ham

DID YOU KNOW?

- His father, Jim, was a pitcher who was drafted by Milwaukee in 1984 and San Francisco in 1986 but never signed due to injury
- Grew up an Oakland Athletics fan
- Enters the season as the 10th-best prospect in the Brewers organization by MLB Pipeline and *Baseball America*

HIGH SCHOOL/COLLEGE

- Graduated from Oak Ridge High School (CA)
- Three year baseball letterwinner...First-Team all-league his senior season
- Helped team win 2016 Sierra Foothill League Championship
- Attended the University of New Mexico in 2018
- Pitched 52.1 innings with the Lobos...had a 52-2 strikeout-to-walk ratio in 21 appearances (11 starts)
- Transferred and pitched at San Joaquin Delta College in 2019
- Named the ABCA/Rawlings National Pitcher of the Year for the Pacific Association Division
- Honored as the Big 8 Pitcher of the Year, California Pitcher of the Year and Pacific Association Pitcher of the Year with the Mustangs
- Finished with a 14-0 record and a 2.38 ERA in 18 appearances (17 starts) in 2019
- Transferred and finished collegiate career at the University of Houston (2020-21)
- Named First Team All-AAC his senior season...struck out 105 batters in 85.2 innings
- Ranked the top draft-eligible pitcher from the AAC by D1Baseball.com

CAREER STATISTICS

YEAR	CLUB	W-L	ERA	G	GS	CG	SH	SV	IP	H	R	ER	HR	HB	BB	SO	WP
2021	ACL Padres	0-0	0.00	1	1	0	0	0	1.0	0	0	0	0	0	0	1	0
	Lake Elsinore	0-0	1.29	5	5	0	0	0	14.0	11	4	2	1	0	2	13	0
2022	Fort Wayne	4-9	4.18	18	18	0	0	0	90.1	86	46	42	8	6	28	115	4
	Biloxi	1-1	2.21	4	4	0	0	0	20.1	14	7	5	2	2	8	26	0
	Nashville	2-2	4.44	5	5	0	0	0	26.1	26	14	13	1	1	16	31	4
Minor League Totals		7-12	3.67	33	33	0	0	0	152.0	137	71	62	12	9	54	186	8

2022

- Went 7-12 with a 3.94 ERA in 27 games (all starts) with High-A Fort Wayne (18), Double-A Biloxi (4) and Nashville (5)...137.0 IP, 126 H, 67 R, 60 ER, 52 BB, 172 K
- Ranked fifth in Minor League Baseball with 172 strikeouts
- Named the Midwest League Pitcher of the Week for June 12-18 after a 5.0 scoreless inning start at Lansing on June 14 (4 H, 2 BB, 4 K)
- Was third in strikeouts (115), fourth in innings (90.1) and tied for fifth in starts (18) among Midwest League leaders at time of trade to Brewers organization
- Struck out nine batters in 4.0 innings on April 14 vs. South Bend
- Earned his first professional win on April 20 at Lansing (5.0 IP, 5 H, 0 R, 1 BB, 5 K)
- Recorded a career-best 11 strikeouts on June 8 vs. Lake County (ND, 7.0 IP, 4 H, 1 R, 1 ER, 0 BB)
- Added another double-digit strikeout performance (10) on July 9 vs. Lake County (6.0 IP, 6 H, 2 ER, 1 BB)
- Held left-handed batters to a .216 average (16-for-74) with Fort Wayne
- Took victory in first start with Biloxi on August 6 at Mississippi (5.0 IP, 2 H, 0 R, 2 BB, 5 K)
- Promoted to Nashville on August 30 and made Triple-A debut on September 2 vs. Memphis (ND, 3.1 IP, 5 H, 5 R, 5 ER, 6 BB, 5 K)
- Struck out eight in first Triple-A win on September 9 at Charlotte (6.2 IP, 5 H, 1 R, 1 ER, 1 BB)
- Added a second quality start with Nashville on September 22 vs. Louisville (6.0 IP, 3 H, 1 R, 1 ER, 5 BB, 8 K)
- Ended season as the 10th-best prospect in the Brewers organization as rated by MLB Pipeline

Robert Gasser continued on page 53



Robert Gasser continued

2021

- Went 0-0 with a 1.20 ERA in 6 games (all starts) with Single-A Lake Elsinore (5) and the Arizona Complex League Padres (1)...15.0 IP, 11 H, 4 R, 2 ER, 2 BB, 14 K, 0.87 WHIP
- Made four starts of 3.0 innings with Lake Elsinore
- Struck out a season-high four batters on September 15 vs. Inland Empire

SINGLE-GAME CAREER BESTS

Innings: 7.0 (2x), Last - 6/19/22 w/ Fort Wayne at Lansing

Strikeouts: 11, 6/8/22 w/ Fort Wayne vs. Lake County

10+ K Games: 2, Last - 7/9/22 (Game 1) w/ Fort Wayne vs. Lake County

Walks: 6, 9/2/22 w/ Nashville vs. Memphis

Shutouts: None

Complete Games: None

Hits: 10, 9/28/22 w/ Nashville vs. Memphis

Runs: 7, 5/28/22 (Game 1) w/ Fort Wayne vs. Quad Cities

HR: 2 (2x), Last - 8/26/22 (Game 1) w/ Biloxi vs. Chattanooga

Winning Streak: 2 Games, 6/14 - 6/19/22 w/ Fort Wayne

Losing Streak: 6 Games, 4/26 - 6/2/22 w/ Fort Wayne

SOUND BYTES - STREAKING


In 1999, the Sounds posted the longest winning streak in minor league baseball by accumulating 15 straight victories from June 2 to June 20.

The streak included four consecutive series sweeps and saw Nashville outscore their opponents 110-61. The Sounds' streak ended on June 21 with an 8-7, 13-inning loss at Tucson. Nashville nearly kept the streak alive, coming from behind to knot the score with two runs in the top of the ninth and then taking a brief 7-6 lead in the top of the 12th before ultimately falling short.

The 2018 Nashville Sounds' squad matched the 15-game winning streak when they ran off 15 straight from July 29 - August 14. Nashville swept a seven-game homestand against Fresno and Sacramento before sweeping a four-game series in Colorado Springs to run the streak to 13 games. Back home again, the Sounds won the first two games against Round Rock before falling, 3-1, on August 15. Nashville outscored their opponents, 89-48, during the streak and hit .309 as a club.

The 2022 Nashville Sounds accomplished a 15-game winning streak for the third time in franchise history from May 18 - June 3. Nashville swept a six-game series vs. Gwinnett, a six-game series at Columbus, then won three-in-a-row to start a series at Charlotte. The Sounds held a 21-5 record on the season after the 15-game winning streak, the best start in franchise history through 26 games.

MATT HARDY • RHP



BATS: Left **THROWS:** Right **HEIGHT:** 5-11 **WEIGHT:** 167
BORN: July 15, 1995 in Plantation, FL
RESIDES: Granite Falls, NC
OPENING DAY AGE: 27 **MLB SERVICE:** 0.000
ACQUIRED: Signed as a free agent by Milwaukee on June 19, 2017

PERSONAL

- Matthew Graydon Hardy
- 6th professional season; all with Milwaukee
- Signed by Brewers scout Charlie Sullivan

DID YOU KNOW?

- Made professional debut as a 17-year-old in the Dominican Summer League
- Has played for Bravos de Margarita in the Venezuelan Winter League in 2018-19 and 2020-21
- Was a non-roster invitee to Milwaukee's Major League spring training

HIGH SCHOOL/COLLEGE

- Graduated from West Broward High School (FL)
- Finished senior year with 1.07 ERA, 0.79 WHIP and 56 K
- Also ran track/cross country at West Broward for three years
- Graduated from Nova Southeastern University (FL) with a degree in Finance
- Went 8-2 with a 4.39 ERA in 14 starts his senior season (82.0 IP, 81 K)
- Helped the Sharks win the NCAA Division II National Championship in 2016

CAREER STATISTICS

YEAR	CLUB	W-L	ERA	G	GS	CG	SH	SV	IP	H	R	ER	HR	HB	BB	SO	WP
2017	AZL Brewers	1-0	0.00	3	0	0	0	1	7.0	6	1	0	0	0	4	5	0
	Helena	1-0	7.53	15	0	0	0	1	28.2	37	27	24	5	3	6	27	3
2018	Wisconsin	5-1	5.72	36	0	0	0	0	50.1	49	33	32	5	5	17	45	1
2019	Carolina	7-4	3.32	39	4	0	0	0	78.2	79	37	29	5	9	19	87	2
2021	Biloxi	1-3	3.83	27	1	0	0	6	42.1	35	21	18	8	1	19	52	3
2022	Biloxi	1-0	2.25	6	0	0	0	0	8.0	9	2	2	1	0	1	9	0
	Nashville	3-1	4.15	32	0	0	0	0	34.2	37	18	16	3	3	15	32	2
Minor League Totals		19-9	4.36	158	5	0	0	8	249.2	252	139	121	27	21	81	257	11

2022

- Went 4-1 with a 3.80 ERA in 38 games (no starts) with Nashville (32) and Biloxi (6)...42.2 IP, 46 H, 20 R, 18 ER, 16 BB, 41 K
- Began year with Nashville...transferred to Biloxi on April 26...returned to Nashville on May 17 and finished year with Sounds
- Went 1-0 with a 2.25 ERA in 6 games with Biloxi...8.0 IP, 9 H, 2 R, 2 ER, 1 BB, 9 K
- Had 26 scoreless appearances (22 with Nashville)
- Picked up win in extra innings on May 24 at Toledo (1.2 IP, 1 H, 0 R, 2 BB, 3 K)
- Logged season-best 2.0 scoreless innings on May 29 at Toledo (1 H, 1 BB, 1 K)
- Did not allow a run in first 6 appearances with Nashville (8.1 IP, 5 H, 3 BB, 11 K, 0.96 WHIP)
- Added second win after tossing scoreless ninth on June 15 at Memphis (2 H, 0 BB, 1 K)
- Finished with a 2.57 ERA in 7 June outings (7.0 IP/2 ER) and a 2.89 ERA in 10 July outings (9.1 IP/3 ER)
- Held opponents to a .218 average (17-for-78) with runners on base
- Pitched for Panama in the World Baseball Classic qualifiers...logged a scoreless inning on October 1 vs. Argentina (0 H, 0 BB, 1 K)

2021

- Went 1-3 with a 3.83 ERA in 27 games (1 start) with Biloxi...42.1 IP, 35 H, 21 R, 18 ER, 19 BB, 52 K
- Made lone start on May 30 vs. Pensacola (5.0 IP, 4 H, 1 R, 1 ER, 1 BB, 4 K)
- Struck out 7 over 3.1 innings in first appearance on May 5 at Birmingham (0 H, 0 R, 1 BB)
- Made 12 scoreless appearances of 1.0+ innings
- Went 6-for-7 in save opportunities...5-of-6 came in July
- Placed on injured list on August 7 and did not pitch rest of season
- Held left-handed batters to a .228 average (13-for-57) and right-handed batters to a .232 average (22-for-95)

2020

- Did not play in affiliated baseball due to COVID-19 pandemic

2019

- Went 7-4 with a 3.32 ERA in 39 games (4 starts) with Advanced-A Carolina...78.2 IP, 79 H, 37 R, 29 ER, 19 BB, 87 K

Matt Hardy continued on page 55



Matt Hardy continued

- Had 22 scoreless appearances of 1.0+ innings
- Notched 4 wins in April and 2 wins in May out of the bullpen
- Made first professional start on July 9 vs. Lynchburg (4.0 IP, 7 H, 2 R, 2 ER, 0 BB, 4 K)
- Recorded a 0.53 ERA (17.0 IP/1 ER) in 7 appearances in August (2 starts)
- Held opponents to a .208 average with runners in scoring position (20-for-96)

2018

- Went 5-1 with a 5.72 ERA in 36 appearances with Single-A Wisconsin...50.1 IP, 49 H, 33 R, 32 ER, 17 BB, 45 K
- Had a monthly best 2.25 ERA in nine August appearances (12.0 IP/1 ER)
- Held left-handed batters to a .209 average (18-for-86)

2017

- Went 2-0 with a 6.06 ERA in 18 games (no starts) with the Arizona League Brewers (3) and Rookie-Level Helena (15)...35.2 IP, 43 H, 28 R, 24 ER, 10 BB, 32 K
- Made professional debut on June 25 vs. AZL Diamondbacks (3.0 IP, 3 H, 1 R, 0 ER, 2 BB, 2 K)

SINGLE-GAME CAREER BESTS

Innings: 5.0, 5/30/21 w/ Biloxi vs. Pensacola

Strikeouts: 7 (2x), Last - 5/5/21 (Game 2) w/ Biloxi at Birmingham

10+ K Games: None

Walks: 3, 5/29/19 w/ Carolina vs. Down East

Shutouts: None

Complete Games: None

Hits: 8 (2x), Last - 7/20/18 w/ Wisconsin vs. Dayton

Runs: 10, 9/4/17 w/ Helena vs. Missoula

HR: 5, 9/4/17 w/ Helena vs. Missoula

Winning Streak: 12, 8/1/18 - 6/12/19 w/ Wisconsin and Carolina

Losing Streak: 4, 7/3 - 9/2/19 w/ Carolina

SOUND BYTES - FILLING FIRST HORIZON PARK

In 2017 the Sounds paced the Pacific Coast League in per-game attendance with 8,861. The total attendance at then First Tennessee Park was 593,679. The third-largest regular season crowd in ballpark history occurred in 2017 when 11,764 fans packed the stadium to watch the Sounds and Oklahoma City Dodgers on July 3.

In 2018, then First Tennessee Park welcomed over 600,000 fans for the first time in the ballpark's four-year history. The 603,135 fans entered through the gates, giving the Sounds the fourth-highest attendance in Minor League Baseball.

In 2022 the Sounds once again paced Minor League Baseball in home attendance with 555,576 fans coming to see the International League West Division Champions across 73 openings. On July 16, 2022, Nashville set a new single-game attendance record with 12,409 fans entering the gates for Star Wars Night.

MONTE HARRISON • OF



BATS: Right **THROWS:** Right **HEIGHT:** 6-3 **WEIGHT:** 218
BORN: August 10, 1995 in Kansas City, MO
RESIDES: Kansas City, MO
OPENING DAY AGE: 27 **MLB SERVICE:** 0.145
ACQUIRED: Signed as a free agent by Milwaukee on January 30, 2023

PERSONAL

- Monte Fitzgerald Harrison
- 10th professional season; 5th with Milwaukee
- Selected by Milwaukee in the second round of the 2014 First-Year Player Draft
- Signed by Brewers scout Drew Anderson

DID YOU KNOW?

- Name is pronounced "MAHN-tay"
- Older brother Shaquille played in the NBA with Phoenix, Chicago, Utah, Denver and Brooklyn from 2018-22

HIGH SCHOOL/COLLEGE

- Graduated from Lee's Summit West High School (MO)
- Also played football (wide receiver) and basketball
- Committed to play both baseball and football at the University of Nebraska prior to signing with the Brewers

CAREER STATISTICS

YEAR	CLUB	AVG	G	AB	R	H	2B	3B	HR	RBI	BB	SO	SB	CS	OBP	SLG
2014	AZL Brewers	.261	50	180	37	47	7	2	1	20	31	48	32	2	.402	.339
2015	Helena	.299	28	97	20	29	4	2	3	13	14	23	14	2	.410	.474
	Wisconsin	.148	46	162	18	24	6	2	2	11	14	77	6	4	.246	.247
2016	AZL Brewers	.211	5	19	4	4	1	1	0	1	4	4	0	0	.375	.368
	Wisconsin	.221	75	267	34	59	11	1	6	37	20	97	8	3	.294	.337
2017	Wisconsin	.265	63	223	32	59	12	1	11	32	29	70	11	3	.359	.475
	Carolina	.278	59	230	41	64	16	1	10	35	14	69	16	1	.341	.487
2018	Jacksonville	.240	136	521	85	125	20	3	19	48	44	215	28	9	.316	.399
2019	Jupiter	.143	2	7	2	1	0	0	0	0	0	1	3	0	.143	.143
	New Orleans	.274	56	215	41	59	7	2	9	24	25	73	20	2	.357	.451
2020	MIAMI	.170	32	47	8	8	1	0	1	3	4	26	6	0	.235	.255
2021	Jupiter	.250	6	16	3	4	2	0	0	0	1	6	2	0	.368	.375
	Jacksonville	.242	74	269	47	65	8	1	15	52	31	121	24	3	.331	.446
	MIAMI	.200	9	10	0	2	1	0	0	0	0	3	0	1	.200	.300
2022	Salt Lake	.236	82	288	52	68	13	2	9	40	39	113	28	4	.326	.389
	LOS ANGELES-AL	.182	9	11	5	2	0	0	1	3	2	8	1	0	.357	.455
Major League Totals		.176	50	68	13	12	2	0	2	6	6	37	7	1	.253	.294
Minor League Totals		.244	682	2494	416	608	107	18	85	313	266	917	192	33	.333	.403

2022

- Played in 9 games with Los Angeles-AL and hit .182 (2-for-11) with 5 runs, 1 home run, 3 RBI, 2 walks and 1 stolen base
- Played in 82 games with Triple-A Salt Lake and hit .236 (68-for-288) with 52 runs, 13 doubles, 2 triples, 9 home runs, 40 RBI, 39 walks, 113 strikeouts and 28 stolen bases
- Ranked among Pacific Coast League leaders in stolen bases (9th)
- Had stint with Angels from June 25-July 12
- Designated for assignment on July 13 and outrighted to Salt Lake on July 18
- Finished season with 17 multi-hit games and 12 multi-RBI games
- Hit for the cycle while going 5-for-5 on July 28 at Reno (2 R, 2 2B, 3B, HR, 5 RBI)
- Missed August 4-September 2 with injury
- Stole 21 bases in Salt Lake home games compared to seven stolen bases on the road
- Played spring training with Miami but was released on March 25...signed as a free agent with Los Angeles-AL on April 1

2021

- Played in 9 games with Miami and hit .200 (2-for-10) with 1 double
- Played in 74 games with Triple-A Jacksonville and hit .242 (65-for-269) with 47 runs, 8 doubles, 1 triple, 15 home runs, 52 RBI, 31 walks, 121 strikeouts and 24 stolen bases
- Had two stints with Miami (April 30-May 4 and July 11-21)

Monte Harrison continued on page 57



Monte Harrison continued

- Placed on injured list June 3...played in six games on rehab with Jupiter from June 26-July 4
- Ranked among International League leaders in stolen bases (T-8th)
- Tied for fourth in stolen bases among Marlins minor leaguers
- Logged 15 multi-hit games and 18 multi-RBI games
- Stole multiple bases in seven games (6 with Jacksonville)

2020

- Played in 32 games with Miami and hit .170 (8-for-47) with 8 runs, 1 double, 1 home run, 3 RBI, 4 walks and 6 stolen bases
- Made Major League debut on August 4 at Baltimore...recorded first hit off Evan Phillips on August 6
- Struck out three or more times in four games
- Made Major League postseason debut as a pinch runner on September 30 at Chicago-NL

2019

- Played in 58 games with Triple-A New Orleans and hit .274 (59-for-215) with 41 runs, 7 doubles, 2 triples, 9 home runs, 24 RBI, 25 walks, 73 strikeouts and 20 stolen bases
- Was selected to the All-Star Futures Game but did not play (wrist injury)
- Tied for first among Marlins minor leaguers in stolen bases
- Recorded an 11-game hitting streak from May 23-August 25 (12-for-41, 2 2B, 3 HR, 9 RBI)
- Hit a monthly-best .290 (20-for-69) with 19 runs, 8 extra-base hits, 9 RBI, 11 walks and 3 stolen bases
- Spent May 26-June 13 and July 3-August 25 on the injured list
- Finished with 15 multi-hit games and 6 multi-RBI games
- Hit a grand slam on April 14 at Omaha
- Hit .321 (35-for-109) in home games (compared to hitting .226 on the road)

2018

- Played in 136 games with Double-A Jacksonville and hit .240 (125-for-521) with 85 runs, 20 doubles, 3 triples, 19 home runs, 48 RBI, 44 walks, 215 strikeouts and 28 stolen bases
- Named a MiLB.com Organization All-Star (Miami), Southern League Mid-Season and Post-Season All-Star and Arizona Fall League Rising Star
- Traded to Miami along with OF Lewis Brinson, INF Isan Diaz and RHP Jordan Yamamoto from Milwaukee in exchange for OF Christian Yelich on January 25
- Ranked among Southern League leaders in stolen bases (3rd), runs (T-3rd), hits (4th), total bases (4th, 208), home runs (T-4th) and extra-base hits (T-7th, 42)
- Finished with 32 multi-hit games and 9 multi-RBI games
- Ended a triple shy of the cycle in three games (April 26 vs. Pensacola, May 6 at Biloxi and May 26 at Mississippi)
- Stole three bases on June 16 vs. Jackson (2-for-3, 2 R, BB)
- Hit .252 (79-for-313) against starters compared to .221 (46-for-208) against relievers
- Played for Salt River in the Arizona Fall League after the season

2017

- Played in 122 games between Single-A Wisconsin (63) and Advanced-A Carolina (59)...hit .272 (123-for-453) with 73 runs, 28 doubles, 2 triples, 21 home runs, 67 RBI, 43 walks, 139 strikeouts and 27 stolen bases
- Hit .278 (64-for-230) with Carolina compared to hitting .265 (59-for-223) with Wisconsin
- Named a MiLB.com Organization All-Star (Milwaukee) and Midwest League Mid-Season All-Star
- Earned Midwest League All-Star Game MVP after hitting 2 home runs in the contest
- Named Carolina League Player of the Week from July 30-August 5 after hitting 3 homers and 7 RBI during the week
- Hit .315 (23-for-73) with 12 runs, 6 home runs and 15 RBI in 20 April games
- Had 11 hits over a four game stretch from August 16-19 (11-for-20, 3 R, 2B, HR, 3 RBI)
- Played for Salt River in the Arizona Fall League after the season

2016

- Played in 75 games with Single-A Wisconsin and hit .221 (59-for-267) with 34 runs, 11 doubles, 1 triple, 6 home runs, 37 RBI, 20 walks and 8 stolen bases
- Logged 15 multi-hit and 11 multi-RBI games
- Had 2 home runs and 5 RBI in a 3-for-5 performance on June 10 at Kane County (4 R)
- Hit .371 (9-for-23) with runners in scoring position and two outs

2015

- Played in 74 games between Rookie-Level Helena (28) and Single-A Wisconsin (46)...hit .205 (63-for-259) with 38 runs, 10 doubles, 4 triples, 5 home runs, 24 RBI, 28 walks, 100 strikeouts and 20 stolen bases
- Named a Pioneer League Mid-Season All-Star
- Went 5-for-6 with 4 runs and 3 RBI on July 3 at Billings
- Finished a home run shy of the cycle on July 15 vs. Grand Junction (4-for-4, R)
- Hit .340 (18-for-53) in 15 road games with Helena

Monte Harrison continued on page 58

Monte Harrison continued

2014

- Played in 50 games with Arizona League Brewers and hit .261 (47-for-180) with 37 runs, 7 doubles, 2 triples, 1 home run, 20 RBI, 31 walks and 32 stolen bases
- Made professional debut on June 20 at AZL Reds and went 2-for-2 with 2 walks in the contest
- Led the Arizona League in walks, stolen bases and finished third in runs

SINGLE-GAME CAREER BESTS

Hits: 4 (10x), Last – 6/16/21 w/ Nashville at Gwinnett

RBI: 5 (2x), Last – 6/11/21 w/ Nashville vs. Indianapolis

Runs: 5, 8/2/19 w/ Reno v. Omaha

HR: 2 (8x), Last – 7/6/21 w/ Nashville at Gwinnett

GS: 1 (3x), Last – 7/12/18 w/ Jackson vs. Mobile

K: 4 (2x), Last – 7/23/15 w/ Visalia vs. Modesto

BB: 4, 5/7/21 w/ Nashville at Toledo

SB: 2, 7/16/15 w/ Visalia at Lake Elsinore

Hit Streak: 14 Games (2x), Last – 4/5 - 4/23/19 w/ Jackson

SOUND BYTES - THAT'S COLD

The smallest crowd to watch a Sounds games occurred on April 18, 1983, when Orlando visited Greer Stadium along with only 419 fans. Those who did attend were brave souls - the temperature at game time was a frigid 36 degrees.

PAYTON HENRY • C



BATS: Right **THROWS:** Right **HEIGHT:** 6-2 **WEIGHT:** 229
BORN: July 24, 1997 in American Fork, UT
RESIDES: Pleasant Grove, UT
OPENING DAY AGE: 25 **MLB SERVICE:** 0.066
ACQUIRED: ACQUIRED: Acquired via trade by Milwaukee from Miami in exchange for RF Reminton Batista on November 10, 2022

PERSONAL

- Payton Anthony Henry
- 7th professional season; 6th with Milwaukee
- Selected by Milwaukee in the sixth round of the 2016 First-Year Player Draft
- Signed by Brewers scout Jeffrey Scholzen

DID YOU KNOW?

- Is a spokesperson for Especially for Athletes, an anti-bullying organization in Utah
- Enjoys hiking in the mountains of Utah and collecting shoes

HIGH SCHOOL/COLLEGE

- Graduated from Pleasant Grove High School (UT)
- Was committed to Brigham Young University (BYU) prior to signing with Milwaukee
- Named to the 2015 Louisville Slugger High School All-American Team
- Named the Daily Herald's Valley Player of the Year as a junior and The Desert News Mr. Baseball as a senior
- Hit over .500 as a junior and senior with 20 career home runs, also served as the team's closer
- Helped his team to a 5A State Title as a junior

CAREER STATISTICS

YEAR	CLUB	AVG	G	AB	R	H	2B	3B	HR	RBI	BB	SO	SB	CS	OBP	SLG
2016	AZL Brewers	.256	24	82	15	21	7	0	0	17	6	19	0	1	.333	.341
2017	Helena	.242	55	207	38	50	17	1	7	33	30	69	1	0	.344	.435
2018	Wisconsin	.234	98	337	44	79	15	2	10	41	38	124	1	3	.327	.380
2019	Carolina	.242	121	430	49	104	22	1	14	75	26	142	1	1	.315	.395
2021	Biloxi	.315	30	111	11	35	5	1	1	10	12	32	0	0	.392	.405
	Nashville	.262	19	61	7	16	3	0	1	9	4	17	0	0	.338	.361
	Jacksonville	.188	22	69	7	13	2	0	4	8	10	26	0	1	.300	.391
	MIAMI	.267	5	15	0	4	1	0	0	0	1	5	0	0	.313	.333
2022	FCL Marlins	.417	5	12	4	5	1	0	2	3	1	3	0	0	.500	1.000
	Jupiter	.111	3	9	0	1	0	0	0	1	2	3	0	0	.333	.111
	Jacksonville	.239	21	71	13	17	3	0	1	9	7	28	0	0	.325	.324
	MIAMI	.143	15	28	2	4	0	0	0	4	5	8	0	0	.314	.143
Major League Totals		.186	20	43	2	8	1	0	0	4	6	13	0	0	.314	.209
Minor League Totals		.246	398	1389	188	341	75	5	40	206	136	463	3	6	.332	.393

2022

- Played in 15 games with Miami and hit .143 (4-for-28) with 2 runs, 4 RBI, 5 walks and 8 strikeouts
- Played in 21 games with Triple-A Jacksonville and hit .239 (17-for-71) with 13 runs, 3 doubles, 1 home run, 9 RBI, 7 walks and 28 strikeouts
- Began season with Miami...optioned to Jacksonville on May 26
- Spent June 9-August 2 and August 23-September 3 on injured list
- Played 8 games between the Florida Complex League Marlins (5) and Single-A Jupiter (3) on a rehab assignment from July 22-31
- Hit monthly-best .333 (7-for-21) with Jacksonville in September
- Threw out 33.3% of stolen base attempts (3 of 9 runners) with Miami and 25.0% of stolen base attempts (6 of 24) in minor league games

2021

- Played in 5 games with Miami and hit .267 (4-for-15) with a double and walk
- Played in 71 games between Triple-A Jacksonville (22), Nashville (19) and Double-A Biloxi (30)...hit .266 (64-for-241) with 25 runs, 10 doubles, a triple, 6 home runs, 27 RBI, 26 walks and 75 strikeouts
- Began season with Biloxi...transferred to Nashville on June 23
- Traded to Miami in exchange for RHP John Curtiss on July 30 and assigned to Jacksonville
- Made Major League debut on September 17...logged first Major League hit off Wil Crowe
- Homered in final game with Nashville on July 30 vs. Columbus
- Threw out 35.9% of runners (23 of 64) in 61 minor league games

2020

- Did not play affiliated baseball due to the COVID-19 pandemic
- Spent time at the Milwaukee Brewers Alternate Training Site in Appleton, Wisconsin

Payton Henry continued on page 60

Payton Henry continued

2019

- Played in 121 games with Advanced-A Carolina and hit .242 (104-for-430) with 49 runs, 22 doubles, 1 triple, 14 home runs, 75 RBI, 26 walks and 142 strikeouts
- Named a Carolina League Mid-Season All-Star
- Had 24 multi-hit games and 17 multi-RBI games
- Matched a career-high with 5 RBI on April 27 vs. Potomac
- Collected the only two multi-homer games of his career on April 27 vs. Potomac and August 8 at Down East
- Hit .322 (28-for-87) with 14 runs, 9 doubles, 3 home runs and 15 RBI in 27 games in the month of June
- Threw out 37.6% of stolen base attempts (44 of 117 runners)

2018

- Played in 98 games with Single-A Wisconsin and hit .234 (79-for-337) with 44 runs, 15 doubles, 2 triples, 10 home runs, 41 RBI, 38 walks and 124 strikeouts
- Named a Carolina League Mid-Season All-Star
- Named a MiLB.com Gold Glove Winner
- Had 20 multi-hit games and 7 multi-RBI games
- Posted a career-best 10-game hitting streak from April 27-May 11 and hit .268 (18-for-40) with 12 runs, 3 doubles, 2 home runs and 10 RBI
- Scored at least one run in nine consecutive games from April 28-May 11
- Hit .346 (27-for-78) with 16 runs, 3 doubles, 2 triples, 2 home runs and 11 RBI in 22 games in the month of May
- Threw out 43.8% of stolen base attempts (46 of 105 runners)

2017

- Played in 55 games with Rookie-Level Helena and hit .242 (50-for-207) with 38 runs, 17 doubles, 1 triple, 7 home runs, 33 RBI, 30 walks and 69 strikeouts
- Had 12 multi-hit games and 7 multi-RBI games
- Threw out 27.6% of stolen base attempts (16 of 58 runners)

2016

- Played in 24 games with Arizona League Brewers and hit .256 (21-for-82) with 15 runs, 7 doubles, 17 RBI, 6 walks and 19 strikeouts
- Had 5 multi-hit games and 6 multi-RBI games
- Threw out 19.4% of stolen base attempts (7 of 36 runners)

SINGLE-GAME CAREER BESTS

Hits: 4 (3x), Last - 6/2/21 w/ Biloxi at Montgomery

RBI: 5 (2x), Last - 4/27/19 w/ Carolina vs. Potomac

Runs: 3 (6x), Last - 9/8/22 w/ Jacksonville vs. Iowa

HR: 2 (2x), Last - 8/8/19 w/ Carolina at Down East

GS: None


K: 5, 9/8/17 w/ Helena at Billings

BB: 3 (3x), Last - 7/23/17 w/ Helena vs. Idaho Falls

SB: 1 (3x), Last - 6/7/19 w/ Carolina vs. Salem

Hit Streak: 10 Games, 4/27 - 5/11/18 w/ Wisconsin

TYLER HERB • RHP



BATS: Right **THROWS:** Right **HEIGHT:** 6-4 **WEIGHT:** 212
BORN: April 28, 1992 in Harrisburg, PA
RESIDES: Nashville, TN
OPENING DAY AGE: 30 **MLB SERVICE:** 0.000
ACQUIRED: Signed by Milwaukee as a free agent on March 27, 2022

PERSONAL

- Tyler Matthew Herb
- 9th professional season; 2nd with Milwaukee
- Selected by Seattle in the 29th round of the 2014 First-Year Player Draft
- Selected by Mariners scout Devitt Moore

DID YOU KNOW?

- Signed by Brewers after posting video of himself throwing a bullpen session on March 23, 2022 to social media

HIGH SCHOOL/COLLEGE

- Graduated from Williams Valley High School (PA)
- Led the state with 126 strikeouts while batting .487 as a senior in 2010
- Set 12 school records in baseball, scored over 1,000 career points in basketball, and was a Twin Valley Conference First Team member in football as a quarterback and punter
- Attended Coastal Carolina University
- Went 22-9 with a 3.40 ERA and 201 strikeouts in 61 career games for the Chanticleers

HERB

CAREER STATISTICS

YEAR	CLUB	W-L	ERA	G	GS	CG	SH	SV	IP	H	R	ER	HR	HB	BB	SO	WP
2014	AZL Mariners	1-1	6.14	5	0	0	0	1	7.1	12	6	5	0	0	1	12	4
	Clinton	2-1	3.57	11	0	0	0	1	22.2	27	10	9	1	3	6	24	5
	High Desert	0-2	6.43	4	0	0	0	0	7.0	12	7	5	1	0	2	9	4
2015	Clinton	7-8	4.64	27	27	1	0	0	139.2	174	82	72	6	7	52	95	19
	Bakersfield	7-3	3.28	15	15	0	0	0	85.0	77	45	31	8	7	28	93	6
2016	Jackson	2-3	5.04	11	11	0	0	0	55.1	57	35	31	4	4	27	41	5
	Arkansas	6-4	3.31	16	16	0	0	0	98.0	97	40	36	5	5	30	88	7
2017	Richmond	2-3	2.76	10	10	1	0	0	65.1	61	27	20	5	3	18	48	2
	AZL Giants	1-1	5.68	4	4	0	0	0	12.2	13	9	8	0	0	4	8	3
2018	Sacramento	2-8	5.35	13	13	0	0	0	70.2	85	45	42	9	3	28	59	3
	Bowie	4-2	3.95	10	10	0	0	0	54.2	48	30	24	5	4	20	45	3
2019	Norfolk	4-8	7.16	16	13	0	0	0	76.2	109	66	61	20	5	37	63	2
	Arkansas	3-6	4.16	17	15	1	0	0	84.1	91	39	39	12	7	15	85	11
2021	Tacoma	0-1	10.80	1	0	0	0	0	5.0	10	6	6	1	0	0	2	0
	Biloxi	3-1	1.31	7	6	0	0	0	34.1	29	7	5	2	1	9	35	1
2022	Nashville	7-7	5.06	20	14	1	1	1	90.2	120	56	51	11	1	25	89	4
	Minor League Totals	51-59	4.40	187	154	4	1	3	909.1	1022	510	445	90	50	302	796	79

2022

- Went 10-8 with a 4.03 ERA in 27 games (20 starts) between Nashville (20) and Biloxi (7)...125.0 IP, 149 H, 63 R, 56 ER, 34 BB, 124 K, 1 SV
- Set Triple-A career bests in wins
- Began season with Biloxi and went 3-1 with a 1.31 ERA in 7 games (6 starts) with Shuckers...34.1 IP, 29 H, 7 R, 5 ER, 9 BB, 35 K
- At the time of his promotion to Nashville on May 17, led the Southern League in ERA and ranked among league leaders in win percentage (2nd, .750), innings pitched (3rd), opponent batting average (3rd, .230), WHIP (3rd) and strikeouts (10th)
- Ended Biloxi stint with 15.0-straight scoreless innings
- Assigned to Nashville on May 17 and finished season with Sounds
- Earned first Nashville win in start on July 9 at Columbus (6.0 IP, 4 H, 1 R, 1 ER, 1 BB, 6 K)
- Took victory in four consecutive starts from August 10-September 3 (1.44 ERA, 25.0 IP, 4 ER, 21 K)
- Pitched a 7.0 inning complete game on August 21 at Jacksonville in game one of a doubleheader (5 H, 0 R, 6 K)...his fourth career complete game and first career shutout
- Made the longest outing by a Sounds starter in 2022 on September 3 vs. Memphis (8.0 IP, 7 H, 1 R, 1 ER, 0 BB, 3 K)
- Posted a 3.57 ERA in 11 games (6 starts) at First Horizon Park compared to a 7.17 ERA in nine games (8 starts) on the road in Triple-A

2021

- Went 3-6 with a 4.16 ERA in 17 games (15 starts) with Double-A Arkansas...84.1 IP, 91 H, 39 R, 39 ER, 15 BB, 85 K

Tyler Herb continued on page 62

Tyler Herb continued

- Had a 1.42 ERA in first three starts of the season (19.0 IP, 14 H, 3 R, 3 ER, 2 BB, 10 K, 0.84 WHIP)
- Threw a career high 113 pitches and 79 strikes on June 6 at Wichita in a win (7.0 IP, 6 H, 0 R, 0 BB, 8 K)
- Made one appearance with Triple-A Tacoma on September 21 (5.0 IP, 10 H, 6 R, 6 ER, 0 BB, 2 K)
- Signed by Seattle as a minor league free agent on May 12...released on September 26

2020

- Did not play in affiliated baseball due to COVID-19 pandemic

2019

- Went 8-10 with a 5.82 ERA in 26 games (23 starts) with Double-A Bowie and Triple-A Norfolk...131.1 IP, 157 H, 96 R, 85 ER, 57 BB, 108 K
- Finished among Orioles Minor League leaders in innings pitched (4th) and starts (T-5th)
- Traded by the Giants to Baltimore in exchange for OF Mike Yastrzemski on March 23
- Assigned to Salt Lake on June 26 and spent rest of season in Triple-A
- Totaled eight quality starts...five with Bowie and three with Norfolk
- Held right-handed hitters to a .198 average (26-for-131) with Bowie

2018

- Went 3-9 with a 5.40 ERA in 17 games (all starts) with Triple-A Sacramento (13) and Arizona League Giants Black (4)...83.1 IP, 98 H, 54 R, 50 ER, 32 BB, 67 K
- Played on injured list on April 25...rehabbed with ACL Giants Black before returning off injured list on July 20
- Lost seven consecutive starts from July 21-August 23 (39.0 IP, 28 ER, 11 BB, 31 K, .346 BAA)
- Struck out nine batters in 6.0 innings on August 13 at Reno

2017

- Went 8-7 with a 3.09 ERA in 26 games (all starts) with Double-A Arkansas (16) and Double-A Richmond (10)...163.1 IP, 158 H, 67 R, 56 ER, 48 BB, 136 K
- Named a Texas League Mid-Season All-Star
- Traded by Seattle to San Francisco for cash on July 3
- Went 6-4 with a 3.31 ERA in 16 starts with Arkansas
- Led Texas League in innings pitched (98.0) and ranked among league leaders with 88 strikeouts (2nd), 16 starts (T-2nd) and a 3.31 ERA (4th) at the time of the trade
- Despite logging a 1.26 ERA in August with Richmond (35.2 IP/5 ER), went 1-3 in the month
- Held left-handed batters to a .227 average (30-for-132) with Richmond

2016

- Went 9-6 with a 3.98 ERA in 26 games (all starts) with Advanced-A Bakersfield (16) and Double-A Jackson (11)...140.1 IP, 134 H, 80 R, 62 ER, 55 BB, 134 K
- Named a California League Mid-Season All-Star
- Led California League in strikeouts (93) and ranked among league leaders with a 3.28 ERA (3rd) and 7 wins (T-4th) when promoted to Double-A Jackson on July 3
- Struck out double-digit hitters on April 19 at Modesto (10 in 5.2 IP), April 30 at Inland Empire (11 in 6.0 IP) and June 17 at Lancaster (10 in 6.0 IP)
- Gave up just one hit in seven scoreless innings on April 24 vs. Lake Elsinore (2 BB, 3 K)
- Pitched an inning in the Advanced-A All-Star Game on June 21 (1 H, 0 R, 1 K)

2015

- Went 7-8 with a 4.54 ERA in 27 games (all starts) with Single-A Clinton...139.2 IP, 174 H, 82 R, 72 ER, 52 BB, 95 K
- Tied for fourth in the Midwest League in starts
- Totaled nine quality starts

2014

- Went 3-4 with a 4.62 ERA in 20 games (no starts) with Arizona League Mariners (5), Single-A Clinton (11) and Advanced-A High Desert (4)...37.0 IP, 51 H, 23 R, 19 ER, 9 BB, 45 K
- Earned first professional win in relief on June 20 at AZL White Sox (1.1 IP, 2 H, 1 R, 0 ER, 1 BB, 1 K)
- Recorded a 1.86 ERA (19.1 IP/4 ER) across final nine outings in August with Clinton

Tyler Herb continued on page 63

Tyler Herb continued

SINGLE-GAME CAREER BESTS

Innings: 9.0, 8/21/17 w/ Richmond at Erie

Strikeouts: 11, 4/30/16 w/ Bakersfield at Inland Empire

10+ K Games: 6, Last - 7/13/19 w/ Norfolk at Durham (10)

Walks: 6 (3x), Last - 5/26/19 w/ Norfolk at Gwinnett

Shutouts: 1, 8/21/22 (Game 1) w/ Nashville at Jacksonville (7 innings)

Complete Games: 4, Last - 8/21/22 (Game 1) w/ Nashville at Jacksonville (7 innings)

Hits: 12 (2x), Last - 8/23/18 w/ Sacramento vs. Fresno

Runs: 9 (3x), Last - 5/26/22 w/ Nashville at Toledo

HR: 4, 6/18/19 w/ Norfolk at Scranton/Wilkes-Barre


Winning Streak: 6 Games, 8/23/15 - 5/5/16 w/ Clinton and Bakersfield

Losing Streak: 7 Games, 7/21 - 8/23/18 w/ Sacramento



HERB

ALEX JACKSON • C



BATS: Right **THROWS:** Right **HEIGHT:** 6-2 **WEIGHT:** 238
BORN: December 25, 1995 in San Diego, CA
RESIDES: El Dorado Hills, CA
OPENING DAY AGE: 27 **MLB SERVICE:** 1.167
ACQUIRED: Traded by Miami to Milwaukee in exchange for SS Hayden Cantrelle and RHP Alexis Ramirez on April 6, 2022

PERSONAL

- Alexander James Jackson
- 10th professional season; 2nd with Milwaukee
- Originally drafted by Seattle in the first round (6th pick) of the 2014 First-Year Player Draft
- Signed by Mariners scout Gary Patchett

DID YOU KNOW?

- Hit an inside-the-park grand slam on April 22, 2022 vs. Charlotte, the first ever at First Horizon Park

HIGH SCHOOL/COLLEGE

- Graduated from Rancho Bernardo High School (CA)
- Named Baseball America High School Player of the Year for his senior season after he hit .400 with 11 home runs and 31 RBI
- His 47 career home runs in high school tied the San Diego section record
- Entered the draft as the top catcher and fourth-best prospect overall according to *Baseball America*
- Verbally committed to play at the University of Oregon before signing with Seattle

CAREER STATISTICS

YEAR	CLUB	AVG	G	AB	R	H	2B	3B	HR	RBI	BB	SO	SB	CS	OBP	SLG
2014	AZL Mariners	.280	23	82	11	23	6	2	2	16	9	24	0	1	.344	.476
2015	Everett	.239	48	163	31	39	11	1	8	25	21	61	2	4	.365	.466
	Clinton	.157	28	108	10	17	6	0	0	13	6	35	1	1	.240	.213
2016	Clinton	.243	92	333	43	81	20	1	11	55	34	103	2	1	.332	.408
2017	Florida	.272	66	257	44	70	17	0	14	45	13	74	0	1	.333	.502
	Mississippi	.255	30	110	12	28	4	0	5	20	10	32	0	0	.317	.427
2018	Mississippi	.200	64	225	27	45	12	1	5	24	20	78	0	0	.282	.329
	Gwinnett	.204	35	108	15	22	11	2	3	17	12	42	0	0	.296	.426
2019	Gwinnett	.229	85	306	52	70	9	0	28	65	20	118	1	0	.313	.533
	ATLANTA	.000	4	13	0	0	0	0	0	0	1	5	0	0	.133	.000
2020	ATLANTA	.286	5	7	0	2	1	0	0	0	0	4	0	0	.286	.429
2021	Gwinnett	.287	30	108	21	31	9	1	11	36	11	35	1	0	.366	.694
	ATLANTA	.043	10	23	2	1	0	0	0	0	2	13	0	0	.214	.043
	MIAMI	.157	42	108	11	17	4	0	3	12	11	60	0	0	.260	.278
2022	ACL Brewers Blue	1.000	1	1	1	1	1	0	0	1	0	0	0	0	1.000	2.000
	Jacksonville	.000	1	4	0	0	0	0	0	0	0	1	0	0	.000	.000
	Nashville	.225	31	102	9	23	8	1	2	18	12	28	1	0	.319	.382
	MILWAUKEE	.250	5	12	0	3	0	0	0	0	7	0	0	0	.250	.250
Major League Totals		.141	66	163	13	23	5	0	3	12	14	89	0	0	.243	.227
Minor League Totals		.236	534	1907	276	450	114	9	89	334	169	631	8	8	.320	.445

2022

- Played in 5 games with Milwaukee and hit .250 (3-for-12) with 7 strikeouts
- Played in 31 games with Nashville and hit .225 (23-for-102) with 10 runs, 9 doubles, 1 triple, 2 home runs, 18 RBI, 12 walks, 28 strikeouts and 1 stolen base
- Joined Nashville on April 9 after playing one game with Triple-A Jacksonville to start the season
- Had two stints with Milwaukee (April 26-May 2 and June 3-7)
- Spent June 7-July 17 (left middle finger sprain) and August 14-end of season (left wrist inflammation) on the injured list
- Finished with 6 multi-hit games and 5 multi-RBI games (all with Nashville)
- Homered twice in a series vs. Charlotte on April 19 and April 22
- Went 2-for-3 with a walk, double and triple on May 27 at Toledo
- Logged a hit in his Milwaukee debut on April 28 at Pittsburgh (1-for-3)
- Threw out 36.4% (12 of 33) attempted base stealers with Nashville

2021

- Played in 52 games between Miami (42) and Atlanta (10)...hit .137 (18-for-131) with 13 runs, 4 doubles, 3 home runs, 12 RBI, 13 walks and 73 strikeouts

Alex Jackson continued on page 65



Alex Jackson continued

- Played in 30 games with Triple-A Gwinnett and hit .287 (31-for-108) with 21 runs, 9 doubles, 1 triple, 11 home runs, 36 RBI, 11 walks, 35 strikeouts and 1 stolen base
- Began season with Atlanta...traded to Miami in exchange for LF Adam Duvall on July 30
- Hit .043 (1-for-23) with 2 runs, 2 walks and 13 strikeouts through 10 games with Atlanta
- Spent May 2-July 21 on the injured list...was rehabbing with Gwinnett until being optioned on July 21
- Went 4-for-4 with 3 home runs and 7 RBI on May 27 vs. Memphis
- Tallied another multi-home run performance in a 2-for-5 effort on July 2 at Durham (3 RBI)
- Had a 3 double night with 2 runs and 4 RBI on July 17 at Charlotte
- Hit .310 (22-for-71) with 14 runs, 7 doubles, 6 home runs and 22 RBI in 19 July games with Gwinnett
- Hit .157 (17-for-108) with 11 runs, 4 doubles, 3 home runs, 12 RBI, 11 walks and 60 strikeouts with Miami to end the season
- Threw out 33.3% (5 of 15) of attempted base stealers in Major League games and 21.6% (4 of 14) in Triple-A games

2020

- Played in 5 games with Atlanta and hit .286 (2-for-7) with a double
- Had four separate stints with Atlanta...spent the rest of the season at the club's alternate training site
- Was the Braves' Opening Day catcher on July 24 at New York-NL after Travis d'Arnaud and Tyler Flowers were placed on the COVID-related injured list for precautionary reasons
- Recorded his first Major League hit on July 28 at Tampa Bay off Yonny Chirinos
- Ended the season as Atlanta's No. 21 prospect per MLB Pipeline

2019

- Played in 4 games with Atlanta and hit .000 (0-for-13) with a walk and 5 strikeouts
- Played in 85 games with Triple-A Gwinnett and hit .229 (70-for-306) with 52 runs, 9 doubles, 28 home runs, 65 RBI, 20 walks, 118 strikeouts and 1 stolen base
- Named a MiLB.com Organization All-Star (Atlanta)
- Made Major League debut on April 7 vs. Miami...returned to Gwinnett on April 17 and was recalled once more in August by Atlanta
- Had a career-best in home runs (28)...was the fifth-most in the International League
- Named Gwinnett's Player of the Month for July after hitting monthly-best .306 (22-for-72) with 16 runs, 9 home runs and 23 RBI in 21 games
- Tallied five multi-home run games (May 24 vs. Norfolk, June 27 at Charlotte, July 11 at Charlotte, July 15 vs. Lehigh Valley and August 28 vs. Norfolk)
- Finished a triple shy of the cycle on July 11 at Charlotte (4-for-5, 3 R, 6 RBI)
- Threw out 50% (25 of 50) attempted base stealers with Gwinnett
- Entered the season as Atlanta's No. 28 prospect according to MLB Pipeline

2018

- Played in 99 games between Double-A Mississippi (64) and Triple-A Gwinnett (35)...hit .201 (67-for-333) with 42 runs, 23 doubles, 3 triples, 8 home runs, 41 RBI, 32 walks and 120 strikeouts
- Finished with 17 multi-hit games and 11 multi-RBI games
- Had a season-best 4-for-4 performance (2 R, 2 2B, RBI) on June 21 vs. Jacksonville
- Threw out 31.3% (21 of 67) of attempted base stealers with Mississippi
- Entered the season as Atlanta's No. 14 prospect according to MLB Pipeline

2017

- Played in 96 games between Advanced-A Florida (66) and Double-A Mississippi (30)...hit .267 (98-for-367) with 56 runs, 21 doubles, 19 home runs, 65 RBI, 23 walks and 106 strikeouts
- Named a MiLB.com Organization All-Star (Atlanta), Florida State League Mid-Season All-Star, Baseball America Advanced-A All-Star and Arizona Fall League All-Prospect Team
- Tied for sixth in the Florida State League with 14 home runs
- Tied as the FSL leader in home runs (7) and total bases (54) in the month of April
- Tallied 31 multi-hit games and 16 multi-RBI games
- Had a multi-homer game and finished a triple shy of the cycle on July 9 vs. Charlotte in game two of a doubleheader (4-for-5, 4 RBI)
- Returned to the catching position after playing as an outfielder and designated hitter in the Mariners organization
- Entered the season as Atlanta's No. 24 prospect according to MLB Pipeline

2016

- Played in 92 games with Single-A Clinton and hit .243 (81-for-333) with 43 runs, 20 doubles, 1 triple, 11 home runs, 55 RBI, 34 walks, 103 strikeouts and 2 stolen bases
- Entered the season as the Mariners top prospect and the No. 94 prospect in baseball according to MLB Pipeline
- Finished with 23 multi-hit games and 10 multi-RBI games
- Had a career-best four walks on May 26 vs. Wisconsin (0-for-1, R, RBI)
- Finished a triple shy of the cycle on July 9 at Quad Cities (3-for-4, R, 2B, HR, RBI)

Alex Jackson continued on page 66

Alex Jackson continued

- Stole two bases on August 14 at Burlington
- Acquired by Atlanta along with LHP Tyler Pike in exchange for RHP Rob Whalen and RHP Max Povse on November 28

2015

- Played in 76 games between Short-Season Everett (48) and Single-A Clinton (28)...hit .207 (56-for-271) with 41 runs, 17 doubles, 6 triples, 13 RBI, 6 walks, 35 strikeouts and 1 stolen base
- Entered the season as the Mariners top prospect and the No. 28 prospect in baseball according to MLB Pipeline
- Began season at Mariners extended spring training before being assigned to Clinton on May 19

2014

- Played in 23 games with Arizona League Mariners and hit .280 (23-for-82) with 11 runs, 6 doubles, 2 triples, 2 home runs, 16 RBI, 9 walks and 24 strikeouts
- Made professional debut on June 26 at AZL Padres (2-for-4, 2 R, 3B, 2 RBI, BB, 2 K)


SINGLE-GAME CAREER BESTS

Hits: 4 (4x), Last - 5/27/21 w/ Gwinnett vs. Memphis
RBI: 7, 5/27/21 w/ Gwinnett vs. Memphis
Runs: 3 (7x), Last - 5/27/21 w/ Gwinnett vs. Memphis
HR: 3, 5/27/21 w/ Gwinnett vs. Memphis
GS: 3, Last - 4/22/22 w/ Nashville vs. Charlotte (inside-the-park)
K: 4 (5x), Last - 5/4/22 w/ Nashville vs. Norfolk
BB: 4, 5/26/16 w/ Clinton vs. Wisconsin
SB: 2, 8/14/16 w/ Clinton at Burlington
Hit Streak: 8 Games, 4/7 - 4/14/17 w/ Florida

JACKSON



JANSON JUNK • RHP



BATS: Right **THROWS:** Right **HEIGHT:** 6-2 **WEIGHT:** 202
BORN: January 15, 1996 in Federal Way, WA
RESIDES: Seattle, WA
OPENING DAY AGE: 27 **MLB SERVICE:** 0.048
ACQUIRED: Acquired by Milwaukee (along with RHP Elvis Peguero and LHP Adam Seminaris) from Los Angeles-AL in exchange for OF Hunter Renfroe on November 22, 2022

PERSONAL

- Janson Randall Junk
- 6th professional season; 1st with Milwaukee
- Drafted by New York-AL in the 22nd round of the 2017 First-Year Draft
- Signed by Yankees scout Mike Thurman

DID YOU KNOW?

- Played collegiate summer baseball in 2015 with the Bend Elks and was a teammate of Oakland outfielder Seth Brown

HIGH SCHOOL/COLLEGE

- Graduated from Decatur High School (WA)
- Received first team all-league and all-city honors his senior year
- Helped lead team to fifth-place finish in state his junior year
- Played three seasons at Seattle University
- Earned team high six wins in 2017 season and recorded 61 strikeouts across 21 appearances

CAREER STATISTICS

YEAR	CLUB	W-L	ERA	G	GS	CG	SH	SV	IP	H	R	ER	HR	HB	BB	SO	WP
2017	GCL Yankees	1-2	0.71	11	0	0	0	0	12.2	16	7	1	0	0	6	10	3
2018	Charleston	7-5	3.77	17	15	1	0	0	88.1	82	39	37	9	4	31	71	5
2019	Tampa	4-6	5.24	20	12	1	0	0	80.2	94	53	47	8	3	37	76	5
	Trenton	0-1	7.71	1	1	0	0	0	4.2	4	4	4	1	0	5	3	0
	Scranton/WB	0-0	11.57	1	1	0	0	0	2.1	5	4	3	1	0	0	2	0
2021	Somerset	4-1	1.78	14	12	0	0	1	65.2	43	13	13	6	1	20	68	3
	Rocket City	2-2	5.27	5	5	0	0	0	27.1	32	21	16	5	0	7	29	1
2022	LOS ANGELES-AL	0-1	3.86	4	4	0	0	0	16.1	20	11	7	5	0	2	10	0
	Salt Lake	1-7	4.64	16	15	0	0	0	73.2	77	41	38	9	1	18	69	0
	LOS ANGELES-AL	1-1	6.48	3	2	0	0	0	8.1	10	6	6	1	0	3	11	0
Major League Totals		1-2	4.74	7	6	0	0	0	24.2	30	17	13	6	0	5	21	0
Minor League Totals		19-24	4.03	85	61	2	0	1	355.1	353	182	159	39	9	124	328	17

2022

- Went 1-1 with a 6.32 ERA in 3 games (2 starts) with Los Angeles-AL...8.1 IP, 10 H, 6 R, 6 ER, 3 BB, 11 K
- Went 1-7 with a 4.64 ERA in 16 games (15 starts) with Triple-A Salt Lake...73.2 IP, 77 H, 41 R, 38 ER, 18 BB, 69 K
- Had three stints with Los Angeles-AL throughout the season (May 28-29, June 20-26, July 27-August 6)
- Logged three quality starts with Salt Lake (May 21 vs. Albuquerque, June 2 vs. El Paso, July 14 at Las Vegas)
- Struck out eight over 6.0 scoreless innings on July 14 at Las Vegas
- Picked up first Major League win on July 27 at Kansas City (5.0 IP, 4 H, 0 R, 1 BB, 8 K)
- Finished with the third most starts, the fifth most strikeouts and the fifth most innings pitched for Salt Lake
- Held right-handed hitters to a .239 (37-for-155) with Salt Lake, compared to .296 (40-for-135) against left-handed hitters

2021

- Went 0-1 with a 3.86 ERA in 4 games (all starts) with Los Angeles-AL...16.1 IP, 20 H, 11 R, 7 ER, 2 BB, 10 K
- Went 6-3 with a 2.81 ERA in 19 games (17 starts) between Double-A Somerset (14) and Double-A Rocket City (5)...93.0 IP, 75 H, 34 R, 29 ER, 27 BB, 97 K, 1 SV
- Named the Eastern League Pitcher of the Month for June after going 3-1 with a 1.33 ERA (27.0 IP/4 ER) across five outings (4 starts) for Somerset
- Named the Eastern League Pitcher of the Week for the week of June 15-20 after throwing 6.0 one-hit innings in a win on June 18 vs. Richmond (1 R, 1 ER, 0 BB, 4 K)
- Traded to Los Angeles-AL by New York-AL with RHP Elvis Peguero in exchange for LHP Andrew Heaney and cash considerations on July 30
- Carried a perfect game into the 9th inning on August 27 at Biloxi in his final start for Rocket City (8.2 IP, 2 H, 3 R, 3 ER, 1 BB, 8 K)
- Made Major League debut for Angels on September 5 at Texas (L, 3.2 IP, 6 H, 5 R, 1 ER, 1 BB, 2 K)...struck out Rangers outfielder Jason Martin for first career MLB strikeout

Janson Junk continued on page 68

Janson Junk continued

- Allowed three-or-fewer runs in each of four starts with the Angels
- At the time of his promotion, was the No. 22 prospect in the Angels organization per MLB Pipeline

2020

- Did not play in affiliated baseball due to COVID-19 pandemic
- Was not selected to New York-AL Player Pool

2019

- Went 4-6 with a 5.24 ERA in 20 games (12 starts) with Advanced-A Tampa...80.2 IP, 94 H, 53 R, 47 ER, 37 BB, 76 K
- Made one start with Double-A Trenton on July 25 in game two of doubleheader at Erie (L, 4.2 IP, 4 H, 4 R, 4 ER, 5 BB, 3 K)
- Made one start with Triple-A Scranton/Wilkes-Barre on August 2 vs. Lehigh Valley (2.1 IP, 5 H, 4 R, 3 ER, 0 BB, 2 K)
- Six of first seven appearances with Tampa came out of the bullpen before being moved to the starting rotation
- Allowed a season-high nine runs (8 ER) in a start on August 7 at Lakeland (2.2 IP, 11 H, 3 BB, 3 K)
- Held left-handed hitters to a .267 (39-for-146) average compared to a .294 (55-for-187) clip for right-handed hitters

2018

- Went 7-5 with a 3.77 ERA in 17 games (15 starts) with Single-A Charleston...88.1 IP, 82 H, 39 R, 37 ER, 31 BB, 71 K
- Named South Atlantic League Pitcher of the Week for August 13-19 after pitching 5.0 innings of a combined no-hitter on August 16 at Delmarva (1 R, 2 HB, 1 BB, 6 K)
- Finished with five quality starts, including an outing of 6.0 scoreless innings on July 1 at Greenville (3 H, 2 BB, 7 K)
- Went 7-1 with a 3.18 ERA (56.2 IP/20 ER) in 10 road games

2017

- Went 1-2 with a 0.71 ERA in 11 games (no starts) with the Gulf Coast League Yankees...12.2 IP, 16 H, 7 R, 1 ER, 6 BB, 10 K
- Made professional debut on June 30 vs. GCL Braves (1.0 IP, 0 H, 0 R, 1 BB, 1 K)
- Did not allow an earned run through first six outings (6.0 IP)

SINGLE-GAME CAREER BESTS

Innings: 8.2, 8/27/21 w/ Rocket City at Biloxi

Strikeouts: 8 (5x), Last - 7/27/22 w/ Los Angeles-AL at Kansas City

10+ K Games: None

Walks: 5 (3x), Last - 7/25/19 (Game 2) w/ Trenton at Erie

Shutouts: None

Complete Games: 2, Last - 5/5/19 w/ Tampa at Florida (5.1 IP)

Hits: 11, 8/7/19 w/ Tampa at Lakeland

Runs: 9, 8/7/19 w/ Tampa at Lakeland

HR: 2 (7x), Last - 9/17/22 w/ Salt Lake at Sugar Land

Winning Streak: 4 Games, 6/13 - 7/2/21 w/ Somerset

Losing Streak: 5 Games (2x), Last - 8/4 - 9/17 w/ Salt Lake and Los Angeles-AL

J.C. MEJIA • RHP



BATS: Right **THROWS:** Right **HEIGHT:** 6-6 **WEIGHT:** 250
BORN: August 26, 1996 in Gaspar Hernández, D.R.
RESIDES: Gaspar Hernández, D.R.
OPENING DAY AGE: 26 **MLB SERVICE:** 0.109
ACQUIRED: Traded to Milwaukee from Cleveland for C David Fry on November 22, 2021

PERSONAL

- Jean Carlos Mejia
- 9th professional season; 2nd with Milwaukee
- Originally signed by Cleveland as a non-drafted free agent on November 29, 2013
- Signed by Cleveland scouts Ramon Peña, Felix Nivar make a 40-man roster and Francisco Polanco

DID YOU KNOW?

- Is married and wife's name is Yalimar Rivera
- Grew up an Indians fan and always chose to be the Indians in local pickup games
- First player from his pueblo (Gaspar Hernandez) to

CAREER STATISTICS

YEAR	CLUB	W-L	ERA	G	GS	CG	SH	SV	IP	H	R	ER	HR	HB	BB	SO	WP
2014	DSL Indians	3-0	2.70	16	0	0	0	1	33.1	22	14	10	0	3	15	29	6
2015	DSL Indians	4-3	1.37	19	0	0	1	39.1	30	17	6	1	4	12	25	7	
2016	DSL Indians	2-4	3.48	17	1	0	0	5	33.2	33	21	13	0	3	5	22	3
2017	AZL Indians	1-0	3.14	10	0	0	0	6	14.1	13	6	5	0	0	5	19	2
	Mahoning Valley	1-0	0.00	11	0	0	0	3	22.2	6	0	0	0	2	5	31	5
2018	Lake County	4-8	3.13	17	15	0	0	0	92.0	84	41	32	3	3	20	97	7
	Lynchburg	0-1	6.00	1	1	0	0	0	6.0	5	4	4	0	0	1	3	0
2019	Lynchburg	3-1	4.09	8	8	0	0	0	33.0	28	16	15	0	1	9	36	5
2021	Columbus	1-3	6.75	10	6	0	0	0	25.1	24	19	19	8	3	16	27	2
	CLEVELAND	1-7	8.25	17	11	0	0	0	52.1	60	48	48	13	3	24	47	2
2022	Biloxi	0-0	0.00	2	0	0	0	0	1.2	0	0	0	0	0	0	3	0
	Nashville	0-3	2.76	24	0	0	0	1	29.1	15	11	9	3	3	13	33	1
	MILWAUKEE	0-0	23.14	2	0	0	0	0	2.1	5	6	6	0	0	5	1	0
Major League Totals		1-7	8.89	19	11	0	0	0	54.2	65	54	54	13	3	29	48	2
Minor League Totals		19-23	3.08	135	31	0	0	17	330.2	260	149	113	15	22	101	325	38

2022

- Went 0-0 with a 23.14 ERA in 2 games with Milwaukee...2.1 IP, 5 H, 6 R, 6 ER, 5 BB, 1 K
- Went 0-3 with a 2.76 ERA in 24 games with Nashville...29.1 IP, 15 H, 11 R, 9 ER, 13 BB, 33 K
- Posted a 0.84 ERA (10.2 IP/1 ER) through first nine outings with Nashville (4 H, 6 BB, 15 K)
- Allowed runs in just six of 24 outings in Triple-A
- Recalled by Milwaukee on May 10 and made Brewers debut on May 11 at Cincinnati (1.1 IP, 3 H, 5 R, 5 ER, 3 BB)
- Placed on restricted list on May 17 after testing positive PED test...suspended 80 games
- Sent to Biloxi for rehab assignment on August 2...made two appearances for Shuckers
- Returned to Nashville on August 7
- Logged only save of season in game one of a doubleheader on August 19 at Jacksonville (1.0 IP, 0 H, 0 R, 0 BB, 0 K)
- Recorded a 0.98 WHIP and .073 opponent batting average (3-for-41) in 11 appearances at First Horizon Park

2021

- Went 1-7 with an 8.25 ERA in 17 games (11 starts) with Cleveland ... 52.1 IP, 60 H, 48 R, 48 ER, 24 BB, 47 K
- Went 1-3 with a 6.75 ERA in 10 games (6 starts) with Triple-A Columbus ... 25.1 IP, 24 H, 19 R, 19 ER, 16 BB, 27 K
- Made Major League debut in relief on May 21 vs. Minnesota (2.1 IP, 1 H, 0 R, 5 K)...first strikeout was Trevor Larnach
- Earned first Major League win in next outing on May 24 at Detroit (1.0 IP, 0 H, 0 R, 1 K)
- Made first Major League start on June 4 at Baltimore (3.0 IP, 2 H, 0 R, 1 BB, 2 K)
- Lost five consecutive starts from July 1-July 24 (4 with Cleveland, 1 with Columbus)
- Allowed a career-high eight runs (all earned) on August 4 at Toronto (7 H, 1 HR, 4 BB)
- Finished season in bullpen and allowed just 2 ER in 9.1 IP in final seven appearances (5 with Cleveland, 2 with Columbus)
- Posted a 1.50 ERA (18.0 IP/3 ER) in 15 outings with Lacey in the Dominican Winter League

J.C. Mejia continued on page 70

J.C. Mejia continued

- Made one appearance for Cleveland in spring training (1.0 IP, 2 K)

2020

- Spent the season at Cleveland's Alternate Training Site in Eastlake, Ohio
- Posted a 5.40 ERA in 4 games (1 start) in spring training (5.0 IP, 4 H, 3 R, 3 ER, 3 BB, 7 K)
- Recorded a 1.64 ERA in 4 games (2 starts) for Lacey in the Dominican Winter League (11.0 IP, 10 H, 2 ER, 9 K)

2019

- Went 3-1 with a 4.09 ERA in 8 games (all starts) with Advanced-A Lynchburg ... 33.0 IP, 28 H, 16 R, 15 ER, 9 BB, 36 K
- Limited due to pelvic and core-muscle injuries which ended his campaign on June 7
- Also spent April 17-May 14 on injured list with hip strain
- Had season-ending surgery in Cleveland on June 24 to repair a sports hernia
- Did not allow a run over his last 2 starts (7.0 IP)
- Went 2-0 with a 2.25 ERA in April (3 GS, 16.0 IP, 9 H, 4 ER, 21 K)
- Held righties to a .177 average (14-for-79) with a .441 OPS allowed
- Made two appearances with Cleveland in spring training (2.0 IP, 2 H, 2 R, 2 ER, 1 BB, 2 K)

2018

- Went 4-8 with a 3.13 ERA in 17 games (15 starts) with Single-A Lake County ... 92.0 IP, 84 H, 41 R, 32 ER, 20 BB, 97 K
- Struck out 10 batters in back-to-back starts (July 25 at West Michigan, July 30 vs. Great Lakes)
- Was out with right elbow inflammation from April 19-June 6
- Totaled seven quality starts with 5 games of 7 or more strikeouts
- Promoted to Advanced-A Lynchburg on September 1 for final regular season start (L, 6.0 IP, 4 ER, 3 K)
- Made one Carolina League postseason start on September 6 (L, 4.0 IP, 6 H, 3 ER, 3 K)

2017

- Went 2-0 with a 1.22 ERA in 21 games (no starts) with Short Season-A Mahoning Valley (11) and Arizona League Indians (10) ... 37.0 IP, 19 H, 6 R, 5 ER, 10 BB, 50 K, 0.78 WHIP, 9 SV
- Led the AZL Indians and finished third in the Arizona League with 6 saves (in 6 save opportunities)
- Made 11 scoreless appearances for Mahoning Valley
- Struck out 7 batters over 4.0 innings on June 24 vs. AZL Reds

2016

- Went 2-4 with a 3.48 ERA in 17 games (1 start) with Dominican Summer League Indians ... 33.2 IP, 33 H, 21 R, 13 ER, 5 BB, 22 K, 5 SV
- Made 1st professional start on August 2 (game 2) vs. DSL Pirates (2.1 IP, 2 H, 3 R, 1 ER, 2 K)
- Posted a 1.66 ERA in 10 DSL Indians home games (21.2 IP/4 ER)

2015

- Went 4-3 with a 1.37 ERA in 19 games (no starts) with Dominican Summer League Indians ... 39.1 IP, 30 H, 17 R, 6 ER, 12 BB, 25 K, 1 SV
- Ended season with five straight scoreless appearances (12.2 IP, 6 H, 4 BB, 12 K)

2014

- Went 3-0 with a 2.70 ERA in 16 games (no starts) with Dominican Summer League Indians ... 33.1 IP, 22 H, 14 R, 10 ER, 15 BB, 29 K
- Made professional debut on June 17 vs. DSL Royals (2.0 IP, 3 H, 1 R, 0 ER, 2 BB, 3 K)

SINGLE-GAME CAREER BESTS

Innings: 7.0 (5x), Last – 8/20/18 w/ Lake County vs. West Michigan

Strikeouts: 10 (2x), Last – 7/30/18 w/ Lake County vs. Great Lakes

10+ K Games: 2, Last – 7/30/18 w/ Lake County vs. Great Lakes

Walks: 4 (5x), Last – 8/22/21 w/ Columbus at Omaha

Shutouts: None

Complete Games: None

Hits: 12, 8/25/18 w/ Lake County at Bowling Green

Runs: 8, 8/4/21 w/ Cleveland at Toronto

HR: 4, 7/13/21 w/ Columbus at St. Paul

Winning Streak: 4 Games, 7/3/14 – 6/1/15 w/ DSL Indians

Lossing Streak: 10 Games, 6/9 – 8/22/21 w/ Cleveland and Columbus

OWEN MILLER • INF



BATS: Right **THROWS:** Right **HEIGHT:** 5-11 **WEIGHT:** 195
BORN: November 15, 1996 in Mequon, WI
RESIDES: Fredonia, WI
OPENING DAY AGE: 26 **MLB SERVICE:** 1.091
ACQUIRED: Acquired by Milwaukee via trade from Cleveland for a Player to be Named Later or cash on December 14, 2022

PERSONAL

- Owen Robert Miller
- 6th professional season; 1st with Milwaukee
- Drafted by San Diego in the third round (84th overall) of the 2018 First-Year Player Draft
- Signed by Padres scout Troy Hoerner

DID YOU KNOW?

- Played for Lakeshore in the Northwoods League in 2016 and 2017
- Brother Noah was the Twins' first round pick (36th overall) in the 2021 First-Year Player Draft
- Favorite player growing up was Ryan Braun
- Grew up a Milwaukee Brewers, Green Bay Packers, Milwaukee Bucks and Wisconsin Badgers fan
- Enjoys visiting the family cabin in Minocqua, Wisconsin, where he hunts and fishes

HIGH SCHOOL/COLLEGE

- Graduated from Ozaukee High School (WI)
- Played football and basketball but only played baseball his freshman year
- Played travel baseball with Hitters Baseball Academy in Racine, Wisconsin
- Broke his high school's basketball scoring record with 1,115 career points (later broken by his brother Noah)
- Attended Illinois State University from 2016-18 where he hit .345 (246-for-713) with a .383 on-base percentage and a .511 slugging percentage across three seasons
- Named to the all-conference first team and All-America Third Team by ABCA/Rawlings

O. MILLER

CAREER STATISTICS

YEAR CLUB	AVG	G	AB	R	H	2B	3B	HR	RBI	BB	SO	SB	CS	OBP	SLG
2018 Tri-City	.335	49	191	22	64	8	3	2	20	15	24	4	4	.395	.440
Fort Wayne	.336	26	107	18	36	11	0	2	13	4	17	0	0	.368	.495
2019 Amarillo	.290	130	507	76	147	28	2	13	68	46	86	5	5	.355	.430
2021 Columbus	.297	48	182	25	54	12	1	7	22	21	52	0	0	.374	.489
CLEVELAND	.204	60	191	17	39	8	0	4	18	9	54	2	0	.243	.309
2022 CLEVELAND	.243	130	424	53	103	26	1	6	51	32	93	2	0	.301	.351
Major League Totals	.231	190	615	70	142	34	1	10	69	41	147	4	0	.283	.338
Minor League Totals	.305	253	987	141	301	59	6	24	123	86	179	9	9	.368	.450

2022

- Played in 130 games with Cleveland and hit .243 (103-for-424) with 53 runs, 26 doubles, 1 triple, 6 home runs, 51 RBI, 32 walks and 93 strikeouts
- Made his first career Opening Day roster...made 108 starts for Cleveland (71 at 1B, 23 at 2B, 14 at DH)
- Tied for fourth in the Major Leagues in sacrifice flies (9)
- Recorded four consecutive multi-hit games from April 10-13 (.524, 11-for-21, 5 2B, HR, 6 RBI) and in five of six contests from April 10-16
- Notched his first career multi-homer game on April 13 at Cincinnati with a pair of solo shots in the 7-3 win
- Posted a career-high 4 RBI in wins on April 10 at Kansas City and June 3 at Baltimore
- From September 3-17 recorded a career-high 10-game hitting streak during which he batted .333 (13-for-39) with 4 RBI
- Appeared in 5 games (2 starts) during the postseason.....started Game 1 of the Wild Card Series vs. Tampa Bay at DH and Game 2 of the ALDS at New York at DH.....went 1-for-9 with a walk and HBP during the postseason
- Following the season played for Ponce in the Puerto Rican Winter League (12 G, .273, 4 RBI)
- Was traded to Milwaukee in exchange for a player to be named or cash on December 14

2021

- Played in 60 games with Cleveland and hit .204 (39-for-191) with 17 runs, 8 doubles, 4 home runs, 18 RBI, 9 walks and 54 strikeouts
- Played in 48 games with Triple-A Columbus and hit .297 (54-for-182) with 25 runs, 12 doubles, 1 triple, 7 home runs, 22 RBI, 21 walks and 52 strikeouts
- Began season with Columbus and hit .406 (26-for-64) with 8 extra-base hits (5 2B, 3B, 2 HR) and 9 RBI in first 16 games...added to Cleveland's roster on May 23 and debuted that afternoon vs. Minnesota at designated hitter (0-for-5, 3 K)

Owen Miller continued on page 72

Owen Miller continued

- Knocked first MLB hit on May 24 at Detroit – a single off Spencer Turnbull...first RBI came on May 25 with a groundout scoring Eddie Rosario
- Belted his first Major League home run on July 31 at Chicago-AL with a solo shot off Dallas Keuchel
- Made starts at 1B (25), 2B (23), 3B (4), DH (3) and SS (1) over four stints with the team
- Entered the season ranked as the #18 prospect in the Cleveland organization by MLB Pipeline

2020

- Spent the season at the Alternate Training Sites with San Diego and Cleveland
- Was traded to Cleveland in nine-player deal involving RHP Mike Clevinger, LF Greg Allen, C Austin Hedges and RHP Cal Quantrill on August 31

2019

- Played in 130 games with Double-A Amarillo (San Diego) and hit .290 (147-for-507) with 76 runs, 28 doubles, 2 triples, 13 home runs, 68 RBI, 46 walks, 86 strikeouts and 5 stolen bases
- Led the Texas League in at-bats and hits and ranked among the league leaders in total bases (2nd, 218), games (1-2nd), runs (4th), doubles (4th), extra-base hits (6th, 43), RBI (7th), OBP (7th, .355), AVG (8th) and OPS (10th, .785)
- Named a Texas League Mid-Season All-Star
- Named a MiLB.com Organization All-Star (San Diego)
- Named a Baseball America Double-A All-Star
- Stole two bases in a game for the only time in his career so far on May 18 at Frisco
- Named Texas League Player of the Week for June 10-16 after slashing .565/.615/.739 (13-for-23) with 4 runs, 1 double, 1 home run and 4 RBI
- Knocked four hits on June 15 vs. Tulsa (4-for-5, R, HR, 3 RBI) and July 7 vs. Frisco (4-for-5, 3 R, 2B, 3B, RBI)
- Named Texas League Player of the Week again for July 29-August 4 after slashing .429/.500/1.000 (9-for-21) with 7 runs, 4 doubles, 1 triple, 2 home runs and 7 RBI...homered in back-to-back nights (August 2-3)
- Posted a 12-game hitting streak from August 18-30, hitting .348 (16-for-46) over the span
- Following the season played for the Peoria Javelinas in the Arizona Fall League (18 G, .176, 1 HR, 7 RBI)

2018

- Played in 75 games between Single-A Fort Wayne (26) and Short-Season Tri-City (49) and hit .336 (100-for-298) with 40 runs, 19 doubles, 3 triples, 4 home runs, 33 RBI, 19 walks, 41 strikeouts and 4 stolen bases
- .336 average was the 14th highest in the minor leagues (min. 300 PA)
- Named a Northwest League Mid-Season All-Star
- Made professional debut with Tri-City on June 15 at Salem-Keizer (1-for-4, 2B, RBI)
- Doubled three times on August 23 at Great Lakes, the only time he's accomplished the feat
- Batted over .300 in three calendar months (.328 in June, .339 in July, .358 in August)
- Posted 26 multi-hit games and 6 multi-RBI games

SINGLE-GAME CAREER BESTS

Hits: 4 (5x), Last - 7/7/19 w/ Amarillo vs. Frisco
RBI: 4 (3x), Last - 6/3/22 w/ Cleveland at Baltimore
Runs: 3 (4x), Last - 8/30/19 w/ Amarillo vs. Arkansas
HR: 2, 4/13/22 w/ Cleveland at Cincinnati
GS: None
K: 4, 7/17/21 w/ Columbus at St. Paul
BB: 3, 6/17/21 w/ Columbus vs. Toledo
SB: 2, 5/18/19 w/ Amarillo at Frisco
Hit Streak: 12 Games, 8/18 - 8/30/19 w/ Amarillo

TYSON MILLER • RHP



BATS: Right **THROWS:** Right **HEIGHT:** 6-5 **WEIGHT:** 220
BORN: July 29, 1995 in Fairfield, CA
RESIDES: Scottsdale, AZ
OPENING DAY AGE: 28 **MLB SERVICE:** 0.037
ACQUIRED: Claimed off waivers by Milwaukee from Texas on November 10, 2022

PERSONAL

- Tyson Marcus Miller
- 8th professional season; 1st with Milwaukee
- Selected by Chicago-NL in the fourth round of the 2016 First-Year Player Draft
- Signed by Cubs scout Alex Lontayo

DID YOU KNOW?

- Enjoys golf, video games and his dog, Shadow, a Boston Terrier/Frenchie mix

HIGH SCHOOL/COLLEGE

- Graduated from Shadow Hills High School (CA)
- Named to All-League first team in junior and senior seasons
- Attended California Baptist University...named to All-PacWest second team as a sophomore and first team as a junior

T. MILLER

CAREER STATISTICS

YEAR	CLUB	W-L	ERA	G	GS	CG	SH	SV	IP	H	R	ER	HR	HB	BB	SO	WP
2016	AZL Cubs	1-0	0.00	2	1	0	0	0	6.0	2	2	0	0	0	3	3	0
	Eugene	1-1	3.97	6	4	0	0	0	22.2	26	11	10	4	0	4	14	2
2017	South Bend	6-7	4.48	28	20	0	0	0	120.2	122	70	60	10	5	38	99	11
2018	Myrtle Beach	9-9	3.61	23	23	1	0	0	127.0	105	53	51	12	7	35	126	7
2019	Tennessee	4-3	2.56	15	15	0	0	0	88.0	70	26	25	6	2	18	80	1
	Iowa	3-5	7.58	11	11	1	0	0	48.2	62	43	41	13	2	25	43	1
2020	CHICAGO-NL	0-0	5.40	2	1	0	0	0	5.0	2	3	3	1	0	3	0	0
2021	Iowa	0-0	5.06	3	1	0	0	0	5.1	5	3	3	1	0	2	6	0
	Round Rock	5-3	3.05	20	9	0	0	0	56.0	44	24	19	6	2	23	59	7
2022	Round Rock	4-7	4.52	29	16	0	0	1	89.2	91	51	45	14	6	40	114	2
	TEXAS	1-2	10.97	4	2	0	0	0	10.2	16	14	13	1	2	8	8	0
Major League Totals		1-2	9.19	6	3	0	0	0	15.2	18	17	16	2	2	11	8	0
Minor League Totals		33-35	4.05	137	100	2	0	1	564.0	527	283	254	66	24	188	544	31

2022

- Appeared in 4 games (2 starts) with Texas over three stints and went 1-2 with a 10.97 ERA...10.2 IP, 16 H, 14 R, 13 ER, 8 BB, 8 K
- Appeared in 29 games (16 starts) at Triple-A Round Rock, where he went 4-7 with a 4.52 ERA...89.2 IP, 91 H, 51 R, 45 ER, 40 BB, 114 K, 1 SV
- Earned his first Major League win on September 27 at Seattle as he tossed 3.2 innings of scoreless relief (2 H, 1 BB, 3 K) in a 5-0 victory...notched his first career strikeout (Eugenio Suárez) in that outing, coming in his fifth career game
- Was claimed off waivers by Milwaukee on November 10

2021

- Went 5-3 with a 3.23 ERA in 23 games (10 starts) between Triple-A Iowa (Chicago-NL) and Triple-A Round Rock (Texas)...61.1 IP, 49 H, 27 R, 22 ER, 25 BB, 65 K
- Was claimed off waivers by Texas from Chicago-NL on June 4
- Tossed sole quality start of season on September 6 at El Paso (W, 6.0 IP, 8 H, 3 R, 2 ER, BB, 4 K)
- Went 5-1 with a 2.48 ERA (8 ER in 29.0 IP) over final six starts of season
- Held opponents to a .218 batting average with 65 strikeouts in 61.1 innings...right-handed hitters batted .197 (25-for-127), compared to .245 for lefties (24-for-98)

2020

- Went 0-0 with a 5.40 ERA in 2 games (1 start) with Chicago-NL...5.0 IP, 2 H, 3 ER, 3 BB)
- Spent most of the season at the Cubs' Alternate Training Site in South Bend, IN
- Made his Major League debut in a start on August 17 vs. St. Louis-G2 (2.0 IP, 1 H, 2 R, 2 ER, 3 BB, 1 HR, 1 BK)...Cubs won, 5-4
- His other outing with Chicago came in relief on September 5 at St. Louis-G2 (3.0 IP, H, R, ER)

Tyson Miller continued on page 74

Tyson Miller continued

2019

- Went 7-8 with a 4.35 ERA in 26 starts with Triple-A Iowa (11) and Double-A Tennessee (15)...136.2 IP, 132 H, 69 R, 66 ER, 43 BB, 123 K
- Began season with Tennessee...named Cubs Minor League Pitcher of the Month for April after going 1-1 with a 1.42 ERA in 4 starts (19.0 IP/3 ER)
- Went 3-1 with a 1.17 ERA (46.0 IP/6 ER) over first 8 starts (5 quality)
- Named Southern League Pitcher of the Week for May 6-12 (1-0, 0.69 ERA over two starts)
- Named a Southern League Mid-Season All-Star
- Promoted to Iowa on July 4...posted 11.49 ERA in five July starts (15.2 IP/20 ER)
- Tossed a quality start (6.0 IP, 5 H, 3 ER, 3 BB, 4 K) in Game 2 of Pacific Coast League Semifinals, but Iowa fell in 10 innings
- Was selected to the 40-man roster on November 20

2018

- Went 9-9 with a 3.61 ERA in 23 starts with Advanced-A Myrtle Beach...127.0 IP, 105 H, 53 R, 51 ER, 35 BB, 126 K
- Led the Carolina League in strikeouts and WHIP (1.10) and ranked among the league leaders in wins (T-3rd), ERA (5th) and innings pitched (8th)
- Posted eight quality starts during the season, including three straight from August 7-22

2017

- Went 6-7 with a 4.48 ERA in 28 games (20 starts) with Single-A South Bend...120.2 IP, 122 H, 70 R, 60 ER, 38 BB, 99 K
- Removed from rotation after May 24 start (2-4, 5.02 ERA in 10 starts) but returned to rotation on July 8... finished the season with 4.14 ERA as starter (91.1 IP/42 ER) and 5.52 ERA as reliever (29.1 IP/18 ER)

2016

- Went 2-1 with a 3.14 ERA in 8 games (5 starts) with Short-Season Eugene (6) and Arizona League Cubs (2)...28.2 IP, 28 H, 13 R, 10 ER, 7 BB, 17 K

SINGLE-GAME CAREER BESTS

Innings: 7.2, 5/17/19 w/ Tennessee at Jackson

Strikeouts: 11, 6/3/19 w/ Tennessee at Montgomery

10+ K Games: 1, 6/3/19 w/ Tennessee at Montgomery (11)

Walks: 6, 9/13/21 w/ Round Rock vs. Sugar Land

Shutouts: None

Complete Games: 2, Last - 8/26/19 w/ Iowa at Oklahoma City (5.0 IP)

Hits: 10 (3x), Last - 8/16/19 w/ Iowa at Memphis

Runs: 7 (2x), Last - 10/2/22 w/ Texas at Los Angeles-AL

HR: 3 (2x), Last - 8/4/19 w/ Iowa at Tacoma

Winning Streak: 4 Games, 9/20/21 - 4/27/22 w/ Round Rock

Losing Streak: 7 Games, 5/14 - 8/14/22 w/ Round Rock

SOUND BYTES - BACK IN 2016

Prior to the 2022 squad posting the best record in Triple-A, the Sounds finished the 2016 season with a record of 83-59, the best in the Pacific Coast League. The 83 wins were the most a Nashville team had won since the 2007 team won 89 games. They returned to the playoffs for the first time since that 2007 season and won the franchise's fifth division title in the PCL era.

Nashville met Oklahoma City in the American Conference Finals, where the season came to a dramatic end in game five. After winning game one at Chickasaw Bricktown Ballpark, the Sounds dropped game two the next night. They came back to win game three at home to take a 2-1 series lead, but the Dodgers won game four, 7-1, to set up a deciding game five. In a game that featured five lead changes, the Sounds blew a 9-7 lead in the eighth inning and lost game five, 10-9.

GARRETT MITCHELL • OF



BATS: Left **THROWS:** Right **HEIGHT:** 6-3 **WEIGHT:** 224
BORN: September 4, 1998 in Fullerton, CA
RESIDES: McKinney, TX
OPENING DAY AGE: 24 **MLB SERVICE:** 0.040
ACQUIRED: Selected by Milwaukee in the first round (20th overall) of the 2020 First-Year Player Draft

PERSONAL

- Garrett Antony Charles Mitchell
- 3rd professional season; all with Milwaukee
- Signed by Brewers scout Corey Rodriguez

DO YOU KNOW?

- Is ranked as the fourth-best prospect in the organization by MLB Pipeline and the fifth-best by *Baseball America*
- At 20th overall, was UCLA's highest-selected position player since Chase Utley went 15th to Philadelphia in 2000.....was the highest-selected UCLA outfielder since Shane Mack went 11th to San Diego in 1984
- Is the UCLA record holder for single season triples (12, 2019)
- Played for the United States Collegiate National Team in the summer of 2019
- His wife, Haley Cruse Mitchell, was a softball player at the University of Oregon and played for the USSSA Pride of Women's Professional Fastpitch (2021-22)
- Is a supporter of the Juvenile Diabetes Research Foundation (JDRF)...Mitchell has type 1 diabetes

HIGH SCHOOL/COLLEGE

- Graduated from Orange Lutheran High School (CA), where he also played basketball
- Ranked No. 9 in the 2017 Perfect Game USA Top High School Prospects in the state of California and No. 32 in the 2017 Perfect Game USA Top 500 High School Prospects
- Selected by the Oakland Athletics in the 14th round of the 2017 MLB Draft, but did not sign
- Attended UCLA, where he was named a 2019 Third Team All-American by the NCBWA and ABCA

MITCHELL

CAREER STATISTICS

YEAR	CLUB	AVG	G	AB	R	H	2B	3B	HR	RBI	BB	SO	SB	CS	OBP	SLG
2021	Wisconsin	.359	29	92	33	33	5	2	5	20	28	30	12	1	.508	.620
	Biloxi	.186	35	129	16	24	1	0	3	10	18	41	5	1	.291	.264
2022	ACL Brewers Blue	.083	4	12	5	1	1	0	0	0	4	4	1	0	.353	.167
	Biloxi	.277	44	166	29	46	9	2	4	25	16	52	7	1	.353	.428
	Nashville	.342	20	73	15	25	6	0	1	9	10	18	9	0	.435	.466
	MILWAUKEE	.311	28	61	9	19	3	0	2	9	6	28	8	0	.373	.459
Major League Totals		.311	28	61	9	19	3	0	2	9	6	28	8	0	.373	.459
Minor League Totals		.273	132	472	98	129	22	4	13	64	76	145	34	3	.382	.419

2022

- Played in 28 games with Milwaukee and hit .311 (19-for-61) with 9 runs, 3 doubles, 2 home runs, 9 RBI, 6 walks, 28 strikeouts and 8 stolen bases
- Played in 20 games with Nashville and hit .342 (25-for-73) with 15 runs, 6 doubles, 1 home run, 9 RBI, 10 walks, 18 strikeouts and 9 stolen bases
- Also appeared in 44 games with Double-A Biloxi and hit .277 (46-for-166) with 4 home runs and 25 RBI
- Was on the injured list with Biloxi from May 14-July 11 with a left oblique strain
- Promoted to Nashville on August 2...posted nine multi-hit games and picked up a base knock in 13 games for the Sounds
- Knocked a three-run home run off Matt Harvey on August 3 at Norfolk
- Stole a base in five straight appearances with Nashville between August 7-13...swiped two bags on August 25 at Durham, the fourth multi-steal game of his career
- Was selected by Milwaukee from Nashville on August 27...made 19 starts for the Brewers, all in center field
- Made his Major League debut on August 27 vs. Chicago-NL, entering the game as a defensive replacement in center field
- His first Major League hit was a 2-RBI single off Sean Newcomb on August 28 vs. Pittsburgh in his first career start.....hit his first career home run the next day vs. Pittsburgh with a game-tying, 2-run shot off Wil Crowe in the eighth inning

Garrett Mitchell continued on page 76

Garrett Mitchell continued

- Produced a walk-off, RBI-single off Clay Holmes in the ninth inning on September 16 vs. New York-AL, giving the team a 7-6 win
- Slashed .469/.500/.625 (15-for-32, 1 HR, 3 RBI) over his last 15 games
- Entered the season as the fourth-best prospect in the organization according to *Baseball America* and fifth-best according to MLB Pipeline

2021

- Played in 64 games with Double-A Biloxi (35) and High-A Wisconsin (29) and batted .258 (57-for-221) with 49 runs, 6 doubles, 2 triples, 8 home runs, 30 RBI, 46 walks, 71 strikeouts and 17 stolen bases
- Made professional debut on May 4 vs. Beloit (1-for-3, R, BB)
- Followed up three-hit night on July 3 with a four-hit, two-homer 4th of July...drove in six in a 16-6 win at Beloit...scored eight times over the two games
- Named High-A Central Player of the Week for June 29-July 4 after posting four multi-hit games...slashed .480/.536/.880 (12-for-25) with five extra-base hits (2 2B, 3B, 2 HR) and 7 RBI in six games
- Promoted to Biloxi on July 6...hit just .186 (24-for-129) with a .555 OPS over 35 games
- Earned his first Major League spring training invite as a non-roster player...Batted .367 (11-for-30) with 1 home run and 6 RBI in 22 games
- Entered the season ranked as the Brewers' top prospect by MLB.com and second-best prospect by *Baseball America*...ranked the #65 prospect in baseball by MLB Pipeline, #91 prospect by *Baseball America*

2020

- Did not play in affiliated baseball due to COVID-19 pandemic

SINGLE-GAME CAREER BESTS

Hits: 4, 7/4/21 w/ Wisconsin at Beloit
RBI: 6, 7/4/21 w/ Wisconsin at Beloit
Runs: 4 (2x), Last - 7/4/21 w/ Wisconsin at Beloit
HR: 2, 7/4/21 w/ Wisconsin at Beloit
GS: 1, 7/4/21 w/ Wisconsin at Beloit
K: 4 (2x), Last - 4/10/22 w/ Biloxi at Pensacola
BB: 3 (3x), Last - 8/4/21 w/ Biloxi vs. Pensacola
SB: 2 (4x), Last - 8/25/22 w/ Nashville at Durham
Hit Streak: 9 Games, 4/15 - 4/24/22 w/ Biloxi



ANDRUW MONASTARIO • INF



BATS: Right **THROWS:** Right **HEIGHT:** 5-11 **WEIGHT:** 186
BORN: May 30, 1997 in Caracas, Venezuela
RESIDES: Caracas, Venezuela
OPENING DAY AGE: 25 **MLB SERVICE:** 0.000
ACQUIRED: Signed by Milwaukee as a free agent on November 10, 2021

PERSONAL

- Andruw Jose Monasterio
- 9th professional season; 2nd with Milwaukee
- Originally signed by Chicago-NL as a non-drafted free agent on March 7, 2014
- Signed by Cubs scouts Hector Ortega and Julio Figueroa

DID YOU KNOW?

- Played for Caribes de Anzoategui in the Venezuelan Winter League for 3 seasons (2018-19, 2020-21 and 2022-23)

MONASTARIO

CAREER STATISTICS

YEAR	CLUB	AVG	G	AB	R	H	2B	3B	HR	RBI	BB	SO	SB	CS	OBP	SLG
2014	VSL Cubs	.292	36	137	28	40	5	1	0	9	15	19	14	1	.368	.343
2015	AZL Cubs	.252	42	135	18	34	6	2	1	16	16	20	6	2	.346	.348
2016	Eugene	.324	17	71	12	23	3	1	1	12	4	16	1	0	.355	.437
	South Bend	.216	48	176	25	38	5	1	0	11	10	33	7	5	.270	.256
2017	South Bend	.281	58	231	42	65	13	2	1	23	22	38	7	4	.351	.368
	Myrtle Beach	.241	26	87	9	21	4	0	0	5	8	14	1	1	.313	.287
2018	Myrtle Beach	.263	109	369	52	97	14	2	3	31	52	64	10	3	.359	.336
	Potomac	.308	13	39	6	12	0	1	0	5	7	6	2	3	.404	.359
2019	AZL Indians Red	.000	2	7	0	0	0	0	0	0	0	1	0	0	.000	.000
	Akron	.217	70	249	21	54	6	0	1	11	22	57	5	6	.279	.253
2021	Akron	.291	74	265	49	77	14	4	7	51	30	76	6	4	.365	.453
	Columbus	.279	33	111	23	31	12	0	1	10	18	37	1	0	.385	.414
2022	Biloxi	.316	42	158	35	50	7	0	8	27	25	26	9	2	.420	.513
	Nashville	.237	68	219	34	52	15	1	1	17	27	64	6	3	.321	.329
Minor League Totals		.264	638	2254	354	594	104	15	24	228	256	471	75	34	.344	.355

2022

- Played in 110 games with Nashville (68) and Double-A Biloxi (42)...hit .271 (102-for-377) with 69 runs, 22 doubles, 1 triple, 9 home runs, 44 RBI, 52 walks, 90 strikeouts and 15 stolen bases
- Began season with Nashville...assigned to Biloxi on June 28 and returned to Nashville on August 24
- Hit his only Triple-A homer of the season on June 16 at Memphis...both of his Triple-A homers have occurred at AutoZone Park
- Went 4-for-4 with a double in his first game with Biloxi on June 28 vs. Mississippi
- Homered three times in four games from June 29-July 1 with Biloxi
- Hit .390 (16-for-41) with five extra-base hits and seven RBI through first 10 games in Double-A
- Tied a Triple-A season-high with three hits on September 27 vs. Memphis
- Posted a .341 average (29-for-85) with 10 extra-base hits and 14 RBI in 22 road games for Biloxi
- Finished 3-for-3 with 4 RBI in extra innings with Nashville

2021

- Played in 107 games with Double-A Akron (74) and Triple-A Columbus (33)...hit .287 (108-for-376) with 72 runs, 26 doubles, 4 triples, 8 home runs, 61 RBI, 48 walks, 113 strikeouts and 7 stolen bases
- Began season with Akron and hit .291 (77-for-265) with 49 runs, 14 doubles, 4 triples, 7 home runs, 51 RBI, 30 walks, 6 stolen bases and .818 OPS
- Hit .315 (28-for-89) with 24 runs, 3 doubles, 2 triples, 2 home runs, 20 RBI, and 12 walks in 25 July games for the RubberDucks
- Had season's first 4-hit game on August 10 at Reading (2 R, 1 3B, 1 BB)
- Boasted a .365 average (19-for-52) against lefties with Akron (4 2B, 1 3B, 1 HR, 6 RBI, 9 BB)
- Finished with a .311 average (37-for-119) with RISP while with Akron
- Promoted to Columbus on August 16 and made Triple-A debut the next day at Omaha
- Hit .279 (31-for-111) with Columbus, including a .385 on-base percentage and .799 OPS
- Had 14 hits in an 8-game stretch from August 26 to September 5, including a 4-hit game on August 28 at Memphis (1 R, 1 RBI)
- Elected free agency at the end of the season on November 7

Andruw Monasterio continued on page 78

Andruw Monasterio continued

2020

- Spent the season at Cleveland's Alternate Training Site in Eastlake, Ohio
- Played in four games in spring training, hitting 1-for-5 with 1 double and 1 RBI

2019

- Played in 70 games with Double-A Akron and hit .217 (54-for-249) with 21 runs, 6 doubles, 1 home run, 11 RBI, 22 walks, 57 strikeouts and 5 stolen bases
- Spent April 23-June 17 on injured list with left oblique strain
- Made 2 rehab appearances with AZL Indians Red (0-for-7)
- Hit .333 (19-for-57) with 6 runs, 2 doubles, and 5 walks in 15 April games before injury
- Made first spring training appearance with Cleveland (0-for-9, 1 R, 1 BB, 2 K)

2018

- Played in 122 games with Advanced-A Myrtle Beach (109) and Advanced-A Potomac (13), hitting .267 (109-for-408) with 58 runs, 14 doubles, 3 triples, 3 home runs, 36 RBI, 59 walks, 70 strikeouts and 12 stolen bases
- Began season with Myrtle Beach and hit .263 (97-for-369) with 52 runs, 14 doubles, 2 triples, 3 home runs, 31 RBI, 52 walks, 64 strikeouts, and 10 stolen bases
- Hit safely in 19 of 25 June games, posting a .326 average (29-for-89) with 11 walks in the month
- Traded by Chicago-NL with a Player to Be Named Later to Washington for 2B Daniel Murphy on August 21
- Closed season with Potomac and hit .308 (12-for-39) with 6 runs, 5 RBI, and 7 walks
- Played in 6 Carolina League postseason games, hitting .318 (7-for-22) with 4 runs and 3 doubles
- Traded by Washington with RHP Jefry Rodriguez to Cleveland for C Yan Gomes on December 17

2017

- Played in 84 games with Single-A South Bend (58) and Advanced-A Myrtle Beach (26), hitting .270 (86-for-318) with 51 runs, 17 doubles, 2 triples, 1 home run, 28 RBI, 30 walks, 52 strikeouts and 8 stolen bases
- Began season with Myrtle Beach but hit .241 (21-for-87) before being sent to South Bend on June 26
- Posted a .281 average (65-for-231) with 12 doubles, 2 triples, 1 home run, 23 RBI, 22 walks, and 7 stolen bases with South Bend
- Walked 4 times on July 20 at Wisconsin (3 R, 1 SB)
- Hit .433 (13-for-30) with 5 runs and 5 RBI in eight Saturday games with South Bend

2016

- Played in 65 games with Single-A South Bend (48) and Short-Season Eugene (17), hitting .247 (61-for-247) with 37 runs, 8 doubles, 2 triples, 1 home run, 23 RBI, 14 walks, 49 strikeouts and 8 stolen bases
- Named Northwest League Player of the Week from June 19 – 25 after hitting .394 (13-for-33) with 7 runs, 1 double, 1 triple, 1 home run, and 8 RBI in that span
- Hit .324 (23-for-71) with 12 runs, 3 doubles, 1 triple, 1 home run, 12 RBI, and 4 walks with Eugene
- Promoted to South Bend on July 6 and hit .216 (38-for-176) with 25 runs, 5 doubles, 1 triple, 11 RBI, 10 walks, and 7 stolen bases the rest of the way

2015

- Played in 42 games with Arizona League Cubs and hit .252 (34-for-135) with 18 runs, 6 doubles, 2 triples, 1 home run, 16 RBI, 16 walks, 20 strikeouts and 6 stolen bases
- Set a new career high with 4 hits in a game on August 20 vs. AZL Diamondbacks (1 R, 1 2B, 1 RBI)
- Hit first professional home run on August 12 vs. AZL Rangers (2 R, 2 RBI)
- Hit .333 (9-for-27) with 2 doubles and 4 RBI against lefties

2014

- Played in 36 games with Venezuelan Summer League Cubs and hit .292 (40-for-137) with 28 runs, 5 doubles, 1 triple, 9 RBI, 15 walks, 19 strikeouts, and 14 stolen bases
- Made professional debut on June 21 vs. VSL Phillies (1-for-3, 1 R)
- Hit .303 (33-for-109) with 6 RBI and 14 walks against righties

SINGLE-GAME CAREER BESTS

Hits: 4 (4x), Last - 6/28/22 w/ Biloxi vs. Mississippi
RBI: 4 (4x), Last - 7/31/22 w/ Biloxi vs. Montgomery
Runs: 4, 8/4/17 w/ South Bend at Lake County
HR: 1 (24x), Last - 8/5/22 w/ Biloxi at Mississippi
GS: 2, Last - 7/31/22 w/ Biloxi vs. Montgomery
K: 3 (14x), Last - 9/11/22 w/ Nashville at Charlotte
BB: 4, 7/20/17 w/ South Bend at Wisconsin
SB: 3, 4/15/22 w/ Nashville at Gwinnett
Hit Streak: 10 Games, 6/15 - 6/26/18 w/ Myrtle Beach

TOBIAS MYERS • RHP



BATS: Right **THROWS:** Right **HEIGHT:** 6-1 **WEIGHT:** 217
BORN: August 5, 1998 in Winter Haven, FL
RESIDES: Fort Lauderdale, FL
OPENING DAY AGE: 24 **MLB SERVICE:** 0.040
ACQUIRED: Signed by Milwaukee as a free agent on November 10, 2022

PERSONAL

- Tobias Kane Myers
- 7th professional season; 1st with Milwaukee
- Selected by Baltimore in the sixth round of the 2016 First-Year Player Draft
- Signed by Orioles scout Kelvin Colon

HIGH SCHOOL/COLLEGE

- Graduated from Winter Haven High School (FL)
- Went 8-2 with a 1.51 ERA and four complete games his senior season
- Committed to the University of South Florida prior to being drafted by Baltimore

DID YOU KNOW?

- Attended many Cleveland Indians games against the New York Yankees at Chain of Lakes Park in Winter Haven during Spring Training to watch his favorite player, Derek Jeter
- Invited to Milwaukee's major league spring training as a non-roster player

CAREER STATISTICS

YEAR	CLUB	W-L	ERA	G	GS	CG	SH	SV	IP	H	R	ER	HR	HB	BB	SO	WP
2016	GCL Orioles	0-0	4.70	3	3	0	0	0	7.2	10	5	4	1	0	2	4	0
2017	Aberdeen	2-2	3.94	7	7	1	0	0	29.2	28	20	13	0	4	6	35	7
	Hudson Valley	2-0	3.08	5	5	0	0	0	26.1	17	9	9	1	0	4	38	3
2018	Bowling Green	10-6	3.71	23	21	0	0	0	119.0	127	59	49	11	5	41	101	9
2019	GCL Rays	1-0	0.00	3	1	0	0	0	6.2	1	0	0	0	0	3	6	0
	Charlotte (Adv. A)	8-1	2.31	18	13	0	0	0	78.0	72	22	20	4	3	25	53	1
2021	Montgomery	5-3	3.32	13	10	0	0	0	59.2	49	23	22	8	3	10	81	2
	Durham	3-4	4.50	12	12	0	0	0	58.0	52	31	29	11	1	18	65	1
2022	Columbus	1-9	6.00	14	14	0	0	0	60.0	73	47	40	10	3	33	40	5
	Sacramento	0-0	9.00	2	1	0	0	0	3.0	1	3	3	0	0	3	3	0
	Charlotte	0-6	15.92	7	7	0	0	0	13.0	28	24	23	5	0	15	11	2
Minor League Totals		32-31	4.14	107	94	1	0	0	461.0	458	243	212	51	19	160	437	30

2022

- Went 1-15 with a 7.82 ERA in 23 games (22 starts) with Triple-A Columbus (14), Triple-A Sacramento (2) and Triple-A Charlotte (7)...76.0 IP, 102 H, 74 R, 66 ER, 51 BB, 54 K
- Began season with Columbus in the Guardians organization
- Earned lone win of the season on May 12 vs. St. Paul (6.0 IP, 4 H, 3 R, 0 ER, 2 BB, 2 K)...also lone quality start of the season
- Traded to San Francisco Giants on July 7...designated for assignment by San Francisco on July 31 and claimed off waivers by Chicago-AL on August 2
- Released by Chicago-AL on September 19

2021

- Went 8-7 with a 3.90 ERA in 25 games (22 starts) with Triple-A Durham (12) and Double-A Montgomery (13)...117.2 IP, 101 H, 54 R, 51 ER, 28 BB, 146 K
- Led Tampa Bay farmhands in innings and strikeouts
- Began season with Montgomery
- Finished month of May with 2.61 ERA (20.2 IP/6 ER)
- Allowed one hit over 5.0 scoreless innings on June 24 at Biloxi (W, 8 K)
- Tossed 6.0 perfect innings on July 20 vs. Pensacola...struck out seven straight hitters from first to third inning...team remained perfect through 7.2 innings
- Named Southern League Pitcher of the Week for July 25
- Promoted to Durham on July 23 and debuted on July 25
- Spun 6.0 scoreless frames vs. Gwinnett on September 24 (W, 2 H, 8 K)
- Named International League Pitcher of the Week from September 21-26
- Did not allow an earned run (1 R) in final two starts (11.1 IP)
- Dealt to Cleveland on November 19 in exchange for SS Junior Caminero

Tobias Myers continued on page 80

Tobias Myers continued

2020

- Did not play in affiliated baseball due to COVID-19 pandemic

2019

- Went 9-1 with a 2.13 ERA in 21 games (14 starts) with Advanced-A Charlotte (18) and the Gulf Coast League Rays (3)...78.0 IP, 72 H, 22 R, 20 ER, 28 BB, 59 K
- Earned the win in all five May appearances (2 starts) with Charlotte, posting a 1.57 ERA (23.0 IP/4 ER)
- Placed on 7-day IL on June 9...sent to FCL Rays on July 5 for rehab assignment...did not allow run over 6.2 innings in three games...returned to Charlotte and activated on July 19
- Finished season with 3-0 record, 0.67 ERA (27.0 IP/2 ER) over final six starts

2018

- Went 10-6 with a 3.71 ERA in 23 games (21 starts) with Single-A Bowling Green...119.0 IP, 127 H, 59 R, 49 ER, 41 BB, 101 K
- Ranked among Midwest League leaders in wins (T-3rd), winning percentage (6th, .625) and ERA (6th)
- Spun four straight quality starts from June 16-July 8 (2-1, 2.52 ERA in 25.0 IP)
- Tossed four straight quality starts again from July 21-August 10 (1-1, 0.96 ERA in 28.0 IP)
- Went 1-0 with 0.90 ERA (1 ER in 10.0 IP) in two postseason starts, including scoreless 5.0-inning performance in Game 1 of Midwest League Finals
- Bowling Green won their first league championship, besting Peoria (St. Louis) in four games...also posted top winning percentage (.647) and win total (90) in full season minor leagues

2017

- Went 4-2 with a 3.54 ERA in 12 starts with Rookie-Level Aberdeen (7) and Rookie-Level Hudson Valley (5)...56.0 IP, 45 H, 29 R, 22 ER, 10 BB, 73 K
- Began season with Aberdeen in the Orioles organization...posted 0.60 ERA (15.0 IP/1 ER) in first three starts and 7.36 ERA (14.2 IP/12 ER) in next four starts
- Earned first professional win on June 23 at Connecticut (5.0 IP, 2 H, 0 ER, 8 K)
- Traded to Tampa Bay on July 31 in exchange for IF Tim Beckham and reported to Hudson Valley
- Went 2-0 with 3.08 ERA (26.1 IP/9 ER) in August, including 10K performance on August 12 vs. Brooklyn

2016

- Went 0-0 with a 4.70 ERA in 3 starts with Gulf Coast League Orioles...7.2 IP, 10 H, 5 R, 4 ER, 2 BB, 4 K
- Made professional debut on July 23 at GCL Rays (ND, 2.0 IP, 2 BB)

SINGLE-GAME CAREER BESTS

Innings: 7.0 (5x), Last - 8/10/18 w/ Bowling Green vs. West Michigan

Strikeouts: 12, 7/20/21 w/ Montgomery vs. Pensacola

10+ K Games: 3, Last - 9/7/21 w/ Durham vs. Norfolk

Walks: 5, 4/7/18 w/ Bowling Green at Dayton

Shutouts: None

Complete Games: 1, 7/17/17 (Game 1) w/ Aberdeen at Lowell (6.0 IP)

Hits: 10 (2x), Last - 6/28/22 w/ Columbus at Iowa


Runs: 7 (7x), Last - 6/28/22 w/ Columbus at Iowa

HR: 3 (4x), Last - 6/17/22 w/ Columbus vs. St. Paul

Winning Streak: 10 Games, 5/4/19 - 5/19/21 w/ Charlotte and Montgomery

Losing Streak: 12 Games, 5/18 - 9/14/22 w/ Columbus, Sacramento and Charlotte

TYLER NAQUIN • OF



BATS: Left **THROWS:** Right **HEIGHT:** 6-1 **WEIGHT:** 202
BORN: April 24, 1991 in Spring, TX
RESIDES: Houston, TX
OPENING DAY AGE: 31 **MLB SERVICE:** 6.033
ACQUIRED: Signed by Milwaukee as a free agent on February 21, 2023

PERSONAL

- Tyler Wesley Naquin
- 12th professional season; 1st with Milwaukee
- Originally selected by Cleveland in the first round (15th overall) of the 2012 First-Year Player Draft
- Signed by Phillies scout Demerius Pittman

DID YOU KNOW?

- Holds the Guardians franchise record for consecutive errorless games as an outfielder (281)
- Earned an invitation to Milwaukee spring training as a non-roster player
- Entered the 2012 draft rated the best pure collegiate hitter by *Baseball America*
- Was a member of the 2011 USA Baseball Collegiate National Team...hit .321 in 12 games

HIGH SCHOOL/COLLEGE

- Graduated from Klein Collins High School (TX)
- Initially selected by Baltimore in the 33rd round of the 2009 First-Year Player Draft, but did not sign
- Attended Texas A&M University
- Named Big 12 Player of the Year and Second Team All-American as a sophomore in 2011...led all NCAA Division I batters in hits (104) and led the Big 12 with a .381 batting average as the Aggies made it to the College World Series
- Named a First-Team All-Big 12 selection and a USA Baseball Golden Spikes Award semifinalist as a junior in 2012...hit .380 with 3 HR and 49 RBI in 61 appearances (.999 OPS)

CAREER STATISTICS

YEAR	CLUB	AVG	G	AB	R	H	2B	3B	HR	RBI	BB	SO	SB	CS	OBP	SLG
2012	Mahoning Valley	.270	36	137	22	37	11	2	0	13	17	26	4	3	.379	.380
2013	Carolina	.277	108	448	69	124	27	6	9	42	41	112	14	7	.345	.424
	Akron	.225	18	80	9	18	3	0	1	6	5	22	1	3	.271	.300
2014	Akron	.313	76	304	54	95	12	5	4	30	29	71	14	3	.371	.424
2015	Akron	.348	34	141	16	49	12	1	1	10	15	24	7	1	.419	.468
	Columbus	.263	50	186	34	49	13	0	6	17	25	49	6	2	.353	.430
2016	Columbus	.286	17	70	6	20	3	1	1	8	8	15	1	2	.354	.400
	CLEVELAND	.296	116	321	52	95	18	5	14	43	36	112	6	3	.372	.514
2017	Columbus	.298	80	295	42	88	14	4	10	51	30	71	5	2	.359	.475
	CLEVELAND	.216	19	37	4	8	2	0	0	1	2	9	0	1	.250	.270
2018	Akron	.000	1	2	0	0	0	0	0	0	1	1	0	0	.333	.000
	Columbus	.125	5	16	1	2	1	0	0	0	0	5	0	0	.125	.188
	CLEVELAND	.264	61	174	22	46	7	0	3	23	6	42	1	1	.295	.356
2019	Akron	.200	2	5	0	1	1	0	0	0	0	1	0	0	.200	.400
	Columbus	.333	4	18	4	6	1	1	3	6	0	4	0	0	.333	1.000
	CLEVELAND	.288	89	274	34	79	19	0	10	34	14	66	4	2	.325	.467
2020	CLEVELAND	.218	40	133	15	29	8	1	4	20	5	40	0	1	.248	.383
2021	CINCINNATI	.270	127	411	52	111	24	2	19	70	35	106	5	3	.333	.477
2022	Louisville	.308	4	13	2	4	1	1	1	2	3	4	0	0	.438	.769
	CINCINNATI	.246	56	187	29	46	12	2	7	33	13	53	3	2	.305	.444
	NEW YORK-NL	.203	49	123	18	25	7	2	4	13	6	40	1	0	.246	.390
Major League Totals		.264	557	1660	226	439	97	12	61	237	117	468	20	13	.318	.448
Minor League Totals		.287	435	1715	259	493	99	21	36	185	174	405	52	23	.357	.433

2022

- Played in 105 games with Cincinnati (56) and New York-NL (49)...hit .229 (71-for-310) with 47 runs, 19 doubles, 4 triples, 11 home runs, 46 RBI, 19 walks, 93 strikeouts and 4 stolen bases
- Played in 4 games with Triple-A Louisville and hit .308 (4-for-13) with 2 runs, 1 double, 1 triple, 1 home run, 2 RBI, 3 walks and 4 strikeouts
- His four triples ranked among National League leaders (T-9th)
- Began season with Cincinnati...hit .255 (35-for-137) in 39 games before being placed on 10-day IL on June 1 with a left quad strain
- Joined Louisville on rehab assignment from June 30 before rejoining Cincinnati on July 5...hit .203 (12-for-59) with five extra base hits over final 19 games with Reds

Tyler Naquin continued on page 82

Tyler Naquin continued

- Tripled and picked up four RBI on July 22 vs. St. Louis (2-for-4, 2 R)
- Traded to New York-NL alongside LHP Phillip Diehl on July 28 for 2B Hector Rodriguez and RHP Jose Acuna
- Knocked two solo homers on August 4 vs. Atlanta...was his fifth multi-homer game of MLB career
- Recorded the infamous “platinum sombrero” by striking out five times (0-for-5) on August 19 at Philadelphia
- Elected free agency on November 6

2021

- Played in 127 games with Cincinnati and hit .270 (111-for-411) with 52 runs, 24 doubles, 2 triples, 19 home runs, 70 RBI, 35 walks, 106 strikeouts, and 5 stolen bases
- Established single-season Major League career highs in games, at bats, hits, doubles, home runs and RBI... tied his career high in runs scored
- Led the Reds with 78 starts in center field...also made 13 starts in left and 15 starts in right...was the starting center fielder in Wade Miley’s no-hitter on May 7
- From April 6-9 homered in three consecutive appearances for the second time in his career (June 3-5, 2016)
- On April 6 and April 7 vs. Pittsburgh became the first Reds batter with a leadoff home run in consecutive appearances since Eddie Milner (June 24-25, 1984)...Pete Rose (1976) and Gary Redus (1983) are the only other Reds batters with leadoff home runs in consecutive appearances
- On April 6 vs. Pittsburgh produced his first career leadoff home run (off Trevor Cahill), his third career 2-homer game and a career high 7 RBI...were the most RBI by a Reds batter in a game since Scooter Gennett had four home runs and 10 RBI on June 6, 2017
- His seven RBI on April 6 vs. Pittsburgh tie Brandon Phillips (July 30, 2015) for the most in a game by a Reds leadoff batter since the statistic became official in 1920...was the first Major Leaguer to produce seven RBI in a game from the leadoff spot since Marcus Semien (Oakland) on August 26, 2019
- Produced a career-high 17-game hitting streak from August 11-28 that included eight two-hit games and a pair of three-hit games (29-for-64, .453, 16 R, 7 2B, 1 3B, 6 HR, 10 RBI)...was the longest active hitting streak in the Major Leagues when snapped
- Named the National League Player of the Week for August 16-22...hit .500 with a 1.706 OPS (3 2B, 1 3B, 4 HR, 5 RBI)
- That career-high 17-game hitting streak was part of a 20-game on-base streak from August 6-29...slashed .420/.487/.512 over span
- Beginning September 12 missed the last 19 games of the season with bruised ribs...suffered the ribs injury on September 11 at St. Louis in a sixth-inning collision with SS Jose Barrero...didn’t go on the injured list until September 17
- Hit three of the Reds’ five longest home runs of the season, on May 21 vs. Milwaukee off Adrian Houser (2nd longest, 459 feet), on April 6 vs. Pittsburgh off Trevor Cahill (4th, 454 feet) and on April 9 at Arizona off Taylor Widener (5th, 454 feet)

2020

- Played in 40 games with Cleveland and hit .218 (29-for-133) with 15 runs, 8 doubles, 1 triple, 4 home runs, 20 RBI, 5 walks and 40 strikeouts
- Began the season on the 10-day injured list with a hairline fracture of his right big toe...suffered the injury when he fouled off a pitch in a July 20 exhibition game
- Made his season debut on August 11 vs. Chicago-NL
- Picked up an RBI in five straight games from August 25-30 (7 RBI total)
- Drove in five runs on September 2 at Kansas City (3-for-4, 2 R, 2 HR, 5 RBI)
- Became a free agent following the season...signed a minor league deal with Cincinnati on February 18, 2021

2019

- Played in 89 games with Cleveland and hit .288 (79-for-274) with 34 runs, 19 doubles, 10 home runs, 34 RBI, 14 walks, 66 strikeouts and 4 stolen bases
- Also appeared in six games with Triple-A Columbus (4) and Double-A Akron (2)...hit .304 (7-for-23) with 4 runs, 2 doubles, 1 triple, 3 home runs, 6 RBI and 5 strikeouts
- Started season with Cleveland...placed on 10-day injured list on May 14
- Started rehab assignment with Akron on May 26...transferred to Columbus on May 29 and activated by Cleveland on June 4
- Picked up four hits on July 2 at Kansas City (4-for-5, R, 2 2B, RBI)
- Hit .387 (24-for-62) over 18 games in July, posting a 1.079 OPS
- Suffered a torn ACL and placed on the 60-day IL on September 1

2018

- Played in 61 games with Cleveland and hit .264 (46-for-174) with 22 runs, 7 doubles, 3 home runs, 23 RBI, 6 walks, 42 strikeouts and 1 stolen base
- Also appeared in 6 games with Triple-A Columbus (5) and Double-A Akron (1) and hit .111 (2-for-18) with 1 run, 1 double, 1 walk and 6 strikeouts

Tyler Naquin continued on page 83



Tyler Naquin continued

- Began the season with Cleveland and slashed .333/.367/.453 (25-for-75) over first 30 games before suffering left hamstring strain on May 11...placed on 10-day injured list on May 14
- Began rehab assignment with Akron on June 3...moved to Columbus on June 6 and activated by Cleveland on June 15
- Placed on 10-day injured list on July 28 with a right hip strain and underwent season-ending surgery...hit .212 (21-for-99) over final 31 games

2017

- Played in 19 games with Cleveland and hit .216 (8-for-37) with 4 runs, 2 doubles, 1 RBI, 2 walks and 9 strikeouts
- Played in 80 games with Triple-A Columbus and hit .298 (88-for-295) with 42 runs, 14 doubles, 4 triples, 10 home runs, 51 RBI, 30 walks, 71 strikeouts and 5 stolen bases
- Began season with Cleveland...appeared in just six games before being optioned on April 13
- Hit .396 (21-for-53) in 14 games before being placed on injured list with lower back tightness on May 3...reactivated on June 13
- Had two more stints with Cleveland (July 14-17 and September 5-end of season)

2016

- Played in 116 games with Cleveland and hit .296 (95-for-321) with 52 runs, 18 doubles, 5 triples, 14 home runs, 43 RBI, 36 walks, 112 strikeouts and 6 stolen bases
- Played in 17 games with Triple-A Columbus and hit .286 (20-for-70) with 6 runs, 3 doubles, 1 triple, 1 home run, 8 RBI, 8 walks, 15 strikeouts and 1 stolen base
- Finished third in American League Rookie of the Year voting behind Michael Fulmer (Detroit) and Gary Sanchez (New York-AL)
- Named to the Baseball America Major League All-Rookie Team
- His five triples ranked among American League leaders (T-10th)
- Named to first Opening Day roster...made MLB debut on April 5 vs. Boston (0-for-1, K)
- Picked up first MLB hit on April 6 with a second-inning single off Clay Buchholz...drove in first run on April 14 at Tampa Bay (single scoring Mike Napoli)
- Had two brief stints with Columbus (May 7-13 and May 18-June 1)
- Hit first MLB homer in 29th appearance...came on June 3 vs. Kansas City against RHP Edinson Volquez...homered in each of next two games
- Named American League Rookie of the Month for June...hit .338 (22-for-65, 12 R, 5 2B, 3 3B, 6 HR, 15 RBI, 10 BB, 23 K, 2 SB) and posted 1.219 OPS
- Produced two home runs, 6 RBI and 10 total bases on July 20 at Kansas City...tied Indians rookie records for RBI and total bases in a game...became the first Indians rookie with at least 2 HR and 6 RBI in a game since Cory Snyder did it in 1986
- Named American League Rookie of the Month for July...hit .348 (24-for-69, 14 R, 5 2B, 6 HR, 15 RBI, 8 BB, 20 K, 1 SB) and posted 1.097 OPS
- Hit a walk-off, inside-the-park home run on August 19 vs. Toronto...became only the second player in franchise history to produce a walk-off, inside-the-park home run (Braggo Roth, 1916)...play was named the Best Play, Offense by fan voters on MLB.com
- Hit .174 (4-for-23) in 11 postseason games as Cleveland won the American League Pennant

2015

- Played in 84 games with Triple-A Columbus (50) and Double-A Akron (34)...hit .300 (98-for-327) with 50 runs, 25 doubles, 1 triple, 7 home runs, 27 RBI, 40 walks, 73 strikeouts and 13 stolen bases
- Began season with Akron...hit .348 (49-for-141) with 14 extra-base hits before promotion to Columbus on June 9
- Knocked a hit in 15 consecutive appearances from May 24-June 10...hit .459 (28-for-61) over the span
- Had two injured list stints...July 30-August 16 (unlisted) and August 26-end of season (right hip strain)
- Entered the season ranked by MLB Pipeline as the fifth-best prospect in the Indians organization

2014

- Played in 76 games with Double-A Akron and hit .313 (95-for-304) with 54 runs, 12 doubles, 5 triples, 4 home runs, 30 RBI, 29 walks, 71 strikeouts and 14 stolen bases
- Named an MLB.com Organization All-Star (Cleveland)
- Placed on 7-day injured list on June 28 and did not appear for the rest of the season
- At the time of being placed on the injured list, ranked among Eastern League leaders in triples (2nd), hits (4th), runs (4th), batting average (6th) and total bases (7th, 129)
- Played in 12 games with the Gigantes Del Cibao of the Dominican Winter League
- Entered the season ranked by MLB Pipeline as the fifth-best prospect in the Indians organization

2013

- Played in 126 games with Double-A Akron (18) and Advanced-A Carolina (108)...hit .269 (142-for-528) with 78 runs, 30 doubles, 6 triples, 10 home runs, 48 RBI, 46 walks, 134 strikeouts and 15 stolen bases

Tyler Naquin continued on page 84

Tyler Naquin continued

- Named an MiLB.com Organization All-Star (Cleveland)
- Named a Carolina League Mid-Season All-Star
- Named Carolina League Player of the Week for July 23-29 after slashing .364/.440/.636 (8-for-22) over six games
- After the season, appeared in 27 games with the Surprise Saguaros of the Arizona Fall League...slashed .339/.400/.417 (39-for-115) with Surprise as they won the AFL Championship...named an AFL Rising Star and to the AFL All-Prospect Team
- Named AFL Player of the Week for October 29-November 3 after hitting slashing .389/.450/.667 (7-for-18) over four games
- Entered the season ranked by MLB Pipeline as the sixth-best prospect in the Indians organization

2012

- Played in 36 games with Short-Season Mahoning Valley and hit .270 (37-for-137) with 22 runs, 11 doubles, 2 triples, 13 RBI, 17 walks, 26 strikeouts, and 4 stolen bases
- Made professional debut on June 20 vs. Jamestown (3-for-4, 2B)

SINGLE-GAME CAREER BESTS

Hits: 5, 7/19/21 w/ Cincinnati vs. New York-NL
RBI: 7, 4/6/21 w/ Cincinnati vs. Pittsburgh
Runs: 4 (2x), Last - 5/17/15 w/ Akron at Altoona
HR: 2 (5x), Last - 8/4/22 w/ New York-NL vs. Atlanta
GS: 2, Last - 6/17/17 w/ Columbus vs. Gwinnett
K: 5 (2x), Last - 8/19/22 w/ New York-NL at Philadelphia
BB: 3 (4x), Last - 7/1/22 w/ Louisville at Toledo
SB: 2 (3x), Last - 5/3/15 w/ Akron at Trenton
Hit Streak: 17 (2x), Last - 8/11 - 8/28/21 w/ Cincinnati

SOUND BYTES - AMONG THE GREATS

Right-handed pitcher Tim Dillard entered the 2019 season as one of Nashville's all-time leaders in several pitching categories from his time with the Sounds from 2007-2014, and built on those numbers to permanently cement himself as one of the all-time greats in franchise history.

Dillard is now the franchise leader in wins (48), games (242), innings pitched (710.0), strikeouts (437), runs allowed (398), home runs allowed (62) and walks allowed (233). He is second all-time in losses (33) and third in starts (69).

BRIAN NAVARRETO • C



BATS: Right **THROWS:** Right **HEIGHT:** 6-2 **WEIGHT:** 233
BORN: December 29, 1994 in Bayamon, PR
RESIDES: Toja Baja, PR
OPENING DAY AGE: 28 **MLB SERVICE:** 0.033
ACQUIRED: Signed by Milwaukee as a free agent on March 13, 2022

PERSONAL

- Brett Eduardo Navarreto
- 11th professional season; 2nd with Milwaukee
- Originally selected by Minnesota in the 6th round of the First-Year Player Draft
- Signed by Twins scout Brent Shelton

DID YOU KNOW?

- Born in the same city as Toronto pitcher and former Minnesota teammate Jose Berrios
- Is a freestyle Spanish rapper and records music in his spare time

HIGH SCHOOL/COLLEGE

- Graduated from Arlington County Day School (FL)
- Played in the Perfect Game 2012 All-American Classic and was the No. 47 overall player and No. 6 catcher in the country according to Perfect Game
- Committed to Jacksonville University before signing with Minnesota

CAREER STATISTICS

YEAR	CLUB	AVG	G	AB	R	H	2B	3B	HR	RBI	BB	SO	SB	CS	OBP	SLG
2013	GCL Twins	.226	42	137	15	31	10	0	3	16	15	35	3	1	.318	.365
2014	Elizabethton	.194	31	108	16	21	8	1	3	15	7	33	0	0	.241	.370
2015	Cedar Rapids	.214	86	299	28	64	11	1	2	28	14	61	0	0	.253	.278
2016	Fort Myers	.197	72	229	20	45	8	0	2	21	11	51	0	0	.247	.258
2017	Fort Myers	.210	65	219	20	46	11	0	2	18	11	45	1	1	.255	.288
	Chattanooga	.206	29	102	11	21	2	0	2	10	9	18	0	0	.281	.284
2018	Chattanooga	.246	97	357	37	88	19	0	4	28	14	57	0	1	.286	.333
2019	Pensacola	.177	40	130	8	23	5	0	5	16	6	28	0	0	.229	.331
	Trenton	.167	10	30	3	5	0	0	1	4	2	3	0	0	.212	.267
2020	MIAMI	.400	2	5	0	2	0	0	0	0	0	1	0	0	.400	.400
2021	Jupiter	.556	3	9	2	5	2	0	0	4	2	1	0	0	.636	.778
	Pensacola	.176	22	85	8	15	3	0	4	5	1	12	0	0	.195	.353
	Jacksonville	.214	33	98	15	21	3	1	5	17	12	34	0	0	.301	.418
2022	Nashville	.269	43	130	21	35	1	0	4	18	10	20	1	0	.324	.369
Major League Totals		.400	2	5	0	2	0	0	0	0	0	1	0	0	.400	.400
Minor League Totals		.217	573	1933	204	420	83	3	37	200	114	398	5	3	.269	.321

2022

- Played in 43 games with Nashville and hit .269 (35-for-130) with 21 runs, 1 double, 4 home runs, 18 RBI, 10 walks and 20 strikeouts
- Threw out 13 of 36 attempted base stealers (.333) with one past ball in 39 games as catcher...had a .997 fielding percentage (1 error)
- Hit .310 (9-for-29) with six runs, two home runs, six RBI and two walks in nine September games
- Played for Carolina and Toros del Este in the Puerto Rican Winter League (46-for-171, 19 R, 8 2B, 7 HR, 24 RBI)
- Got start in IL Championship Game vs. Durham and threw out Vidal Brujan attempting to steal in the first inning

2021

- Played in 58 games with Triple-A Jacksonville (33), Double-A Pensacola (22) and Low-A Jupiter (3), hitting .214 (41-for-192) with 25 runs, 8 doubles, 1 triple, 9 home runs, 26 RBI, 15 walks and 47 strikeouts
- Spent May 30-June 25 on the injured list
- Hit .267 (12-for-45) with 8 runs, 3 home runs, and 10 RBI before injury with Jacksonville
- Sent down to Pensacola on August 3 after hitting .167 (5-for-30) in 10 games in July
- Posted a .176 average (15-for-85) to close season with Pensacola
- Totaled 55 games (52 starts) at catcher, throwing out 19 of 58 baserunners with 4 passed balls
- Elected free agency after the season on November 7
- Played for Carolina in the Puerto Rican Winter League (9-for-65, 7 R, 2 2B, 3 HR, 8 RBI)

Brian Navarreto continued on page 86

Brian Navarreto continued

2020

- Played in 2 games with Miami and hit .400 (2-for-5) with 1 strikeout
- Made his Major League debut on August 23 at Washington and went 2-for-3 with 2 singles
- Spent most of the season at Miami's Alternate Training Site in Jacksonville, Florida
- Played with Mayaguez in the Puerto Rican Winter League after the season (7-for-17, 6 R, 6 2B)

2019

- Played in 50 games with Double-A Pensacola (40) and Double-A Trenton (10), hitting .175 (28-for-160) with 11 runs, 5 doubles, 6 home runs, 20 RBI, 8 walks and 31 strikeouts
- Spent May 2-June 6 on the injured list
- Traded by Minnesota to New York-AL on July 24 and spent the rest of the season with Trenton
- Returned to injured list from August 18-September 1
- Threw out 29.3 percent of base runners attempting to steal (12-for-41)
- Elected free agency at the end of the season and signed with Miami on December 18

2018

- Played in 97 games with Double-A Chattanooga and hit .246 (88-for-357) with 37 runs, 19 doubles, 4 home runs, 28 RBI, 14 walks, and 57 strikeouts
- Led Chattanooga in games caught (96) and ranked 3rd in games played and hits
- Hit .293 (22-for-75) with 5 doubles, 1 home run, and 6 RBI in 20 games in May
- Threw out 57 percent of base runners attempting to steal (34-for-56)
- Played for Lacey in the Dominican Winter League going 0-for-15
- Went on to play in 22 games with Carolina in the Puerto Rican Winter League and hit .333 (23-for-69)
- Was an invite to Minnesota's spring training for the first time

2017

- Played in 94 games with Advanced-A Fort Myers (65) and Double-A Chattanooga (29), hitting .209 (67-for-321) with 31 runs, 13 doubles, 4 home runs, 28 RBI, 20 walks, 63 strikeouts, and 1 stolen base
- Named a Florida State League Midseason All-Star after hitting .204 (32-for-157) with 13 runs, 7 doubles, 2 home runs, 16 RBI, and 6 walks in the first half of the season
- Promoted to Chattanooga on July 27
- Combined to throw out 54 percent (33-for-64) of base runners attempting to steal

2016

- Played in 72 games with Advanced-A Fort Myers and hit .197 (45-for-229) with 20 runs, 8 doubles, 2 home runs, 21 RBI, 11 walks, and 51 strikeouts
- Spent April 25-May 10 on injured list with a right knee sprain
- Reached base safely in 10-straight games from June 13-July 2
- Missed time from July 18-27 with a concussion
- Caught in 70 games and threw out 52 percent (33-for-64) of base runners attempting to steal

2015

- Played in 86 games with Single-A Cedar Rapids and hit .214 (64-for-299) with 28 runs, 11 doubles, 1 triple, 2 home runs, 28 RBI, 14 walks, and 61 strikeouts
- Missed most of May (May 4-26) with a left wrist sprain
- Hit the walk-off single in the decisive Game 3 of the Midwest League semifinals

2014

- Played in 31 games with Rookie-Level Elizabethton and hit .194 (21-for-108) with 16 runs, 8 doubles, 1 triple, 3 home runs, 15 RBI, 7 walks, and 33 strikeouts
- Threw out 59 percent (11-for-16) of base runners attempting to steal

2013

- Played in 42 games with Gulf Coast League Twins and hit .226 (31-for-137) with 15 runs, 10 doubles, 3 home runs, 16 RBI, 15 walks, 35 strikeouts, and 3 stolen bases
- Led GCL Twins in doubles
- Threw out 34 percent (10-for-29) of base runners attempting to steal

SINGLE-GAME CAREER BESTS

Hits: 3 (22x), Last - 7/17/22 w/ Nashville vs. Memphis

RBI: 5, 8/6/17 w/ Chattanooga vs. Jackson

Runs: 3 (2x), Last - 9/21/22 w/ Nashville at Louisville

HR: 1 (37x), Last - 7/17/22 w/ Nashville vs. Memphis

GS: 1, 7/29/13 w/ GCL Twins vs. GCL Orioles


K: 3 (15x), Last - 9/21/21 w/ Jacksonville vs. Memphis

BB: 2 (14x), Last - 7/9/22 w/ Nashville at Columbus

SB: 1 (5x), Last - 5/8/22 w/ Nashville vs. Norfolk

Hit Streak: 9 Games, 8/11 - 9/1/21 w/ Pensacola

THOMAS PANNONE • LHP



BATS: Left **THROWS:** Left **HEIGHT:** 6-0 **WEIGHT:** 209
BORN: April 28, 1994 in Providence, RI
RESIDES: Narragansett, RI
OPENING DAY AGE: 28 **MLB SERVICE:** 1.002
ACQUIRED: Signed by Milwaukee as a free agent on December 18, 2022

PERSONAL

- Thomas Edward Pannone
- 11th professional season; 1st with Milwaukee
- Selected by Cleveland in the ninth round of the 2013 First-Year Player Draft
- Signed by Cleveland scout Jon Heuerman

Did you know?

- Name is pronounced "puh-NOHN".....was married this past January.....his wife's name is Claire

HIGH SCHOOL/COLLEGE

- Graduated from Bishop Hendricken High School (RI)
- Initially drafted by Chicago-NL in the 33rd round of the 2012 First-Year Player Draft, but did not sign
- Attended Community College of Southern Nevada, where defending NL MVP Bryce Harper and former Brewer Phil Bickford also played baseball

PANNONE

CAREER STATISTICS

YEAR CLUB	W-L	ERA	G	GS	CG	SH	SV	IP	H	R	ER	HR	HB	BB	SO	WP
2013 AZL Indians	1-0	9.00	14	0	0	0	0	16.0	23	19	16	0	2	10	20	3
2014 AZL Indians	5-0	3.20	11	7	0	0	0	45.0	32	24	16	1	3	24	62	8
2015 Lake County	7-6	4.02	27	20	0	0	0	116.1	98	58	52	12	5	37	20	5
2016 Lake County	5-5	3.02	17	17	0	0	0	89.1	73	33	30	7	4	25	84	2
Lynchburg	3-0	1.65	8	7	0	0	0	43.2	31	10	8	1	2	16	38	0
2017 Lynchburg	2-0	0.00	5	5	0	0	0	27.2	11	1	0	0	0	7	39	0
Akron	6-1	2.62	14	14	1	0	0	82.1	67	27	24	5	3	21	81	4
New Hampshire	1-2	3.63	6	6	0	0	0	34.2	31	16	14	9	2	8	29	0
2018 Dunedin	0-1	13.50	1	1	0	0	0	4.2	9	7	7	1	0	1	1	0
New Hampshire	0-0	3.00	2	2	0	0	0	9.0	9	3	3	1	0	5	12	0
Buffalo	0-3	4.91	6	6	0	0	0	36.2	40	21	20	8	1	7	40	0
TORONTO	4-1	4.19	12	6	0	0	0	43.0	37	20	20	7	2	15	29	0
2019 Buffalo	3-1	3.21	8	6	0	0	0	33.2	25	12	12	4	2	15	41	0
TORONTO	3-6	6.16	37	7	0	0	0	73.0	73	51	50	13	6	31	69	6
2021 Salt Lake	5-11	7.07	24	21	0	0	0	118.1	160	103	93	24	2	40	82	4
2022 Worcester	5-3	4.57	14	12	0	0	0	63.0	71	34	32	7	2	8	70	1
Major League Totals	7-7	5.43	49	13	0	0	0	116.0	110	71	70	20	8	46	98	6
Minor League Totals	43-33	4.09	157	124	1	0	0	720.1	680	368	327	80	28	224	719	27

2022

- Went 5-3 with a 4.57 ERA in 14 games (12 starts) with Triple-A Worcester...63.0 IP, 71 H, 34 R, 32 ER, 8 BB, 70 K
- Walked just 3.1% of batters faced...was second-lowest in International League (min. 60 IP)
- Released by Boston on June 27
- Pitched for the Kia Tigers of the Korea Baseball Organization and went 3-4 with a 2.72 ERA in 14 starts...82.2 IP, 78 H, 33 R, 25 ER, 24 BB, 73 K

2021

- Went 5-11 with a 7.07 ERA in 24 games (21 starts) with Triple-A Salt Lake...118.1 IP, 160 H, 103 R, 93 ER, 40 BB, 82 K
- Led Triple-A West in innings pitched...was one of just seven qualifying pitchers in the league
- Posted highest ERA in Minor League Baseball (min. 100 IP)
- Posted 8.17 ERA (59 ER in 65.0 IP) in first 14 games (11 games)
- Elected free agency on November 7

2020

- Did not play in affiliated baseball due to COVID-19 pandemic

2019

- Went 3-6 with a 6.16 ERA in 37 games (7 starts) with Toronto...73.0 IP, 73 H, 51 R, 50 ER, 31 BB, 69 K
- Went 3-1 with a 3.21 ERA in 8 games (6 starts) with Triple-A Buffalo...33.2 IP, 25 H, 12 ER, 15 BB, 41 K
- Made Toronto's Opening Day roster, his first career Major League Opening Day

Thomas Pannone continued on page 88

Thomas Pannone continued

- Threw an “immaculate” inning on April 14 vs. Tampa Bay, striking out Avisail García, Brandon Lowe and Daniel Robertson in order on nine pitches in the fifth...was the third such inning in Blue Jays history, joining Roger Clemens (9/18/97 at Boston) and Steve Delabar (7/30/13 at Oakland)...went on to retire all nine batters faced (4 K) in the outing
- Named International League Pitcher of the Week for June 24-30 after going 2-0 with a 1.63 ERA (2 ER in 11.0 IP) and 14 strikeouts

2018

- Went 4-1 with a 4.19 ERA in 12 games (6 starts) with Toronto...43.0 IP, 37 H, 20 ER, 15 BB, 29 K
- Went 0-4 with a 5.36 ERA in 9 starts with Triple-A Buffalo (6), Double-A New Hampshire (2) and Advanced-A Dunedin (1)...50.1 IP, 58 H, 31 R, 30 ER, 13 BB, 53 K
- Began the season on rehab assignment with Dunedin on June 22...moved to New Hampshire on June 27 and officially optioned to Buffalo on July 7
- Tossed career-high 8.0 innings vs. Durham on July 19 (ND, 6 H, 2 ER, 9 K)
- Recalled to Toronto on August 9 and made MLB debut on August 10 vs. Tampa Bay (1.2 IP, 3 H, 2 ER, 3 K)...first strikeout was Kevin Kiermaier
- Carried a no-hitter into the seventh inning of his first Major League start on August 22 vs. Baltimore as he earned a 6-0 win for his first career victory (7.0 IP, H, 2 BB, 3 K, 1 HB)...his only hit allowed was a leadoff single to Trey Mancini in the seventh
- Posted 2.45 ERA (7.1 IP/2 ER) in six games as a reliever...went 4-1 with a 4.54 ERA (35.2 IP/18 ER) in six starts...four of six starts were quality (12.46 ERA in non-quality starts)

2017

- Went 9-3 with a 2.36 ERA in 25 starts with Double-A Akron (14), Double-A New Hampshire (6) and Advanced-A Lynchburg (5)...144.2 IP, 109 H, 44 R, 38 ER, 29 BB, 110 K
- Struck out 23.2 percent of hitters faced at the Double-A level, the highest rate in the Eastern League
- Led the Eastern League in batting average allowed (.227) and WHIP (1.09)...ranked among Eastern League leaders in ERA (2nd), winning percentage (3rd, .700) and strikeouts (10th)
- Named an Eastern League Mid-Season All-Star
- Began season with Lynchburg in the Indians organization
- Did not allow an earned run (1 R) through first six starts of season between Lynchburg (5) and Akron (1)...streak of 33.1 innings without an earned run was the second-longest in the full season minor leagues by a starting pitcher
- Named Carolina League Player of the Month for April (1-0, 0.00 ERA in 20.2 IP)
- Pitched 7.0-inning complete game on May 13 at Binghamton (W, 8 H, 3 ER, BB, 8 K)
- Went 3-1 with a 1.48 ERA (42.2 IP/7 ER) in seven starts between May 25-June 27
- Traded to Toronto on July 31 alongside 2B Samad Taylor in exchange for RHP Joe Smith
- Tossed 12 quality starts

2016

- Went 8-5 with a 2.57 ERA in 25 games (24 starts) with Advanced-A Lynchburg (8) and Single-A Lake County (17)...133.0 IP, 104 H, 43 R, 38 ER, 41 BB, 122 K
- Named a Midwest League Mid-Season All-Star
- Went 2-1 with a 2.25 ERA (24.0 IP/6 ER) for Lake County during the month of April
- Tossed 7.0 innings of one-hit ball on June 1 vs. Bowling Green (W, BB, 3 K)
- Promoted to Lynchburg on July 13
- Went 2-1 with a 1.55 ERA (29.0 IP/5 ER) in five July starts between Lynchburg and Lake County
- Named the Carolina League Pitcher of the Week for July 24 (1 GS, 1-0, 7.0 IP, H, BB, 3 K)
- Tossed 10 quality starts

2015

- Went 7-6 with a 4.02 ERA in 27 games (20 starts) with Single-A Lake County...116.1 IP, 98 H, 58 R, 52 ER, 37 BB, 120 K
- Ranked among Midwest League leaders in BAA (3rd, .231), WHIP (7th, 1.16) and strikeouts (T-7th)

2014

- Went 5-0 with a 3.20 ERA in 11 games (7 starts) with Arizona League Indians...45.0 IP, 32 H, 24 R, 16 ER, 24 BB, 62 K
- Ranked among Arizona League leaders in winning percentage (T-1st, 1.000), strikeouts (3rd), BAA (3rd, .194), wins (T-4th) and ERA (7th)
- Named an Arizona League Post-Season All-Star
- Struck out 10 hitters on June 6 at AZL White Sox

2013

- Went 1-0 with a 9.00 ERA in 14 games with AZL Indians...16.0 IP, 23 H, 19 R, 16 ER, 10 BB, 20 K
- Made professional debut on June 25 at AZL Brewers...earned first professional win on August 23 at AZL Mariners

Thomas Pannone continued on page 89

Thomas Pannone continued

SINGLE-GAME CAREER BESTS

Innings: 8.0, 7/19/18 w/ Buffalo vs. Durham

Strikeouts: 10, 8/6/14 w/ AZL Indians at AZL White Sox

10+ K Games: 1, 8/6/14 w/ AZL Indians at AZL White Sox (10)

Walks: 5, 4/23/15 w/ Lake County at South Bend

Shutouts: None

Complete Games: 1, 5/13/17 w/ Akron at Binghamton (7.0 IP)

Hits: 11 (2x), Last - 7/29/21 w/ Salt Lake at Albuquerque

Runs: 9, 9/18/21 w/ Salt Lake at Reno

HR: 3 (4x), Last - 7/16/21 w/ Salt Lake at Tacoma

Winning Streak: 8 Games, 8/23/13 - 5/9/15 w/ AZL Indians and Lake County

Losing Streak: 5 Games (2x), Last - 6/8 - 7/16/21 w/ Salt Lake

SOUND BYTES - OH BABY A TRIPLE

Sounds right-hander Chris Hammond won the pitching Triple Crown in the American Association during the 1990 season. Hammond led the league with 15 wins, a 2.17 ERA and 149 strikeouts. He was named Double-A Pitcher of the Year. No other Nashville hurler has led the league in more than one of those categories in the same season.

Hammond's ERA mark remains the Sounds' single-season record. Following his two-year Sounds career, he made his Major League debut with Cincinnati the following season and went on to record several "franchise firsts" as a member of the 1993 Florida Marlins.

PANNONE

ELVIS PEGUERO • RHP



BATS: Right **THROWS:** Right **HEIGHT:** 6-5 **WEIGHT:** 237
BORN: March 20, 1997 in Cotui, D.R.
RESIDES: Fantino, D.R.
OPENING DAY AGE: 26 **MLB SERVICE:** 0.073
ACQUIRED: Acquired by Milwaukee via trade (with RHP Janson Junk and LHP Adam Seminaris) from Los Angeles-AL for OF Hunter Renfroe on November 22, 2022

PERSONAL

- Elvis Antonio Peguero
- 7th professional season; 1st with Milwaukee
- Originally signed by New York-AL as a free agent on July 2, 2015

DID YOU KNOW?

- Is just one of five players in Major League history with the first name "Elvis," joining INF Elvis Peña (2000-01), INF Elvis Andrus (2009-present), LHP Elvis Araujo (2015-16) and RHP Elvis Luciano (2019).....Peña played for the Brewers in 2001

CAREER STATISTICS

YEAR	CLUB	W-L	ERA	G	GS	CG	SH	SV	IP	H	R	ER	HR	HB	BB	SO	WP
2016	DSL Yankees 2	2-7	4.39	14	9	0	0	0	53.1	50	41	26	3	5	27	43	15
2017	DSL Yankees	0-3	8.76	7	3	0	0	0	24.2	35	27	24	1	3	10	16	10
	GCL Yankees	1-1	3.00	3	3	0	0	0	12.0	6	4	4	0	1	5	5	2
2018	GCL Yankees East	0-3	6.25	9	6	0	0	0	31.2	43	29	22	7	1	17	23	6
2019	Pulaski	2-2	4.19	15	1	0	0	0	34.1	39	20	16	4	9	11	29	10
2021	Hudson Valley	3-1	2.51	15	0	0	0	2	32.1	22	10	9	2	0	11	40	1
	Somerset	1-0	1.50	6	0	0	0	0	12.0	6	4	2	1	0	5	17	0
	Rocket City	1-1	8.44	4	0	0	0	0	5.1	7	5	5	2	1	1	8	1
	Salt Lake	0-0	6.75	6	0	0	0	0	8.0	9	9	6	0	1	2	7	1
	LOS ANGELES-AL	0-1	27.00	3	0	0	0	0	2.1	7	7	7	0	1	3	0	0
2022	Salt Lake	4-1	2.84	38	0	0	0	5	44.1	34	18	14	2	4	13	50	7
	LOS ANGELES-AL	0-0	6.75	13	0	0	0	0	17.1	23	16	13	4	0	5	12	3
Major League Totals		0-1	9.15	16	0	0	0	0	19.2	30	23	20	4	1	8	12	3
Minor League Totals		14-19	4.47	117	22	0	0	7	258.0	251	167	128	22	25	102	238	53

2022

- Went 0-0 with a 6.75 ERA in 13 games with Los Angeles-AL...17.1 IP, 23 H, 16 R, 13 ER, 5 BB, 12 K
- Went 4-1 with a 2.84 ERA in 38 games with Triple-A Salt Lake...44.1 IP, 34 H, 18 R, 14 ER, 13 BB, 50 K
- Posted 1.74 ERA (10.1 IP/2 ER) over 6 games with Salt Lake in April
- Made two appearances with Los Angeles-AL in May (1.1 IP, 3 ER) before returning to Salt Lake on May 12
- Had longest stint with Los Angeles-AL from June 22-July 30 (11 G)...went 0-0 with 5.63 ERA (16.0 IP/10 ER)
- Picked up first MLB strikeout on June 25 vs. Seattle (Jesse Winker)
- Went 0-1 with a 0.96 ERA (9.1 IP/1 ER) in 10 appearances with Salt Lake in September
- Held Triple-A opponents to a .210 batting average...locked down all five save opportunities
- Dealt to Milwaukee on November 23
- Played for the Leones del Escogido of the Dominican Winter League...went 1-1 with a 2.16 ERA and 3 saves in 17 games

2021

- Went 0-1 with a 27.00 ERA in 3 games with Los Angeles-AL...2.1 IP, 7 H, 7 ER, 3 BB
- Went 5-2 with a 3.43 ERA in 31 games with Triple-A Salt Lake (6), Double-A Rocket City (4), Double-A Somerset (6) and High-A Hudson Valley (15)
- Began season with Hudson Valley in the New York-AL organization...went 3-1 with 2.51 ERA (32.1 IP/9 ER) in 15 games before promotion to Somerset on July 6
- Went 1-0 with a 1.50 ERA in six games with Somerset
- Dealt to Los Angeles-AL on July 30 along with RHP Janson Junk in exchange for LHP Andrew Heaney...reported to Double-A Rocket City
- Promoted to Salt Lake on August 19...appeared in one game (2.0 IP, BB, 2 K)
- Added to Los Angeles-AL roster on August 25 and made his Major League debut on August 26 at Baltimore (L, 0.2 IP, 2 H, 5 ER, 3 BB)
- Returned to Salt Lake on September 17
- Played for the Leones del Escogido of the Dominican Winter League...went 0-0 with a 3.75 ERA in 15 games

Elvis Peguero continued on page 91

Elvis Peguero continued

2020

- Did not play in affiliated baseball due to the COVID-19 pandemic

2019

- Went 2-2 with a 4.19 ERA in 15 games (1 start) with Rookie-Level Pulaski...34.1 IP, 39 H, 20 R, 16 ER, 11 BB, 29 K
- Made sole start of the season on August 20 vs. Johnson City (ND, 4.0 IP, 5 H, 1 R, 1 ER, 3 BB, 2 K, 2 HB)

2018

- Went 0-3 with a 6.25 ERA in 9 games (6 starts) with Gulf Coast League Yankees East...31.2 IP, 43 H, 29 R, 22 ER, 17 BB, 23 K
- In three games as a reliever, went 0-1 with a 7.36 ERA (7.1 IP/6 ER)...In six starts, went 0-2 with a 5.92 ERA (24.1 IP/16 ER)
- Posted 8.62 ERA (15.2 IP/15 ER) in final four starts

2017

- Went 1-4 with a 6.87 ERA in 10 games (6 starts) with Dominican Summer League Yankees (7) and Gulf Coast League Yankees (3) ... 36.2 IP, 41 H, 31 R, 28 ER, 15 BB, 21 K
- Began season with DSL Yankees...made three appearances before transferring to GCL Yankees on June 26...returned to DSL Yankees on July 26

2016

- Went 2-7 with a 4.39 ERA in 14 games (9 starts) with Dominican Summer League Yankees 2...53.1 IP, 50 H, 41 R, 26 ER, 27 BB, 43 K
- Made professional debut on June 4 vs. DSL Tigers (4.0 IP, 4 H, 2 R, 1 ER, 2 BB, 6 K)

SINGLE-GAME CAREER BESTS

Innings: 6.0, 8/22/17 w/ DSL Yankees at DSL Rockies

Strikeouts: 8, 8/16/18 w/ GCL Yankees East vs. GCL Phillies

10+ K Games: None

Walks: 6, 8/4/16 w/ DSL Yankees 2 vs. DSL Cardinals

Shutouts: None

Complete Games: None

Hits: 7 (5x), Last - 9/21/21 w/ Salt Lake at Reno

Runs: 7, 8/16/17 w/ DSL Yankees vs. DSL Angels

HR: 3, 8/16/18 w/ GCL Yankees East vs. GCL Phillies

Winning Streak: 5 Games, 5/12 - 8/4/21 w/ Hudson Valley, Somerset and Rocket City

Losing Streak: 7 Games, 7/14/17 - 8/9/18 w/ DSL Yankees, GCL Yankees and GCL Yankees East

BLAKE PERKINS • OF



BATS: Switch **THROWS:** Right **HEIGHT:** 6-0 **WEIGHT:** 197
BORN: September 10, 1996 in Litchfield Park, AZ
RESIDES: Litchfield Park, AZ
OPENING DAY AGE: 26 **MLB SERVICE:** 0.000
ACQUIRED: Signed by Milwaukee as a free agent on November 23, 2022

PERSONAL

- Blake Alexander Perkins
- 8th professional season; 1st with Milwaukee
- Selected by Washington in the second round of the 2015 First-Year Player Draft
- Signed by Nationals scout Mitch Sokol

HIGH SCHOOL/COLLEGE

- Graduated from Verrado High School (AZ)
- Was considered top prep school prospect out of Arizona in the 2015 draft

DID YOU KNOW?

- His great-uncle Luther Hayes played tight end for the San Diego Chargers in 1961
- Describes himself as a “partial musician” in that he can somewhat play several instruments...also enjoys reading

CAREER STATISTICS

YEAR	CLUB	AVG	G	AB	R	H	2B	3B	HR	RBI	BB	SO	SB	CS	OBP	SLG
2015	GCL Nationals	.211	49	166	21	35	5	2	1	12	13	36	4	5	.265	.283
2016	Auburn	.233	56	210	31	49	5	1	1	16	25	39	10	3	.318	.281
	Hagerstown	.200	7	25	4	5	0	0	0	2	5	6	0	1	.333	.200
2017	Hagerstown	.255	129	482	105	123	27	4	8	48	72	118	31	8	.354	.378
2018	Potomac	.234	65	252	39	59	11	0	1	21	42	67	12	5	.344	.290
	Wilmington	.240	64	233	48	56	11	1	2	18	50	67	17	4	.381	.322
2019	Wilmington	.226	86	288	43	65	11	4	6	22	52	79	18	7	.345	.354
	Northwest Arkansas	.218	36	110	10	24	2	2	2	12	9	30	4	1	.287	.327
2021	Northwest Arkansas	.202	72	238	33	48	8	1	7	30	40	81	9	2	.319	.332
2022	Somerset	.247	71	243	43	60	14	2	12	36	37	66	17	2	.346	.469
	Scranton/WB	.244	30	86	16	21	4	1	3	14	17	26	4	0	.384	.419
Minor League Totals		.234	665	2333	393	545	98	18	43	231	362	615	126	38	.339	.346

2022

- Played in 101 games between Triple-A Scranton/Wilkes-Barre (30) and Double-A Somerset (71)...hit .246 (81-for-359) with 59 runs, 18 doubles, 3 triples, 15 home runs, 50 RBI, 54 walks, 92 strikeouts and 21 stolen bases
- Set career-highs in home runs, RBI and OPS (.813)
- Homered in three consecutive games at Hartford from April 22-24, including two homers on April 23
- Named Eastern League Player of the Week for April 18-24, batting .474 (9-for-19) with 8 runs, 2 doubles, 1 triple, 4 home runs, 9 RBI, 2 walks, 3 strikeouts and 3 stolen bases
- Batted .147 (10-for-68) over 20 games in the month of June
- Knocked a hit in eight straight games from July 2-16, his longest of the season...batted .400 (14-for-35) with 6 runs, 2 doubles, 2 home runs, 6 RBI and 1 stolen base over the span
- Had three multi-homer games – April 23 at Hartford, July 14 at Portland, and August 2 vs. Binghamton
- Promoted to Scranton/Wilkes-Barre on August 11 and made his Triple-A debut that night (1-for-3, RBI)
- Hit .244 in 30 games with Scranton/Wilkes-Barre
- Placed on 7-day injured list on September 27, ending his season
- Earned invite to New York Yankees spring training as a non-roster player
- Elected free agency on November 10

2021

- Played in 72 games for Double-A Northwest Arkansas and hit .202 (48-for-238) with 33 runs, 8 doubles, 1 triple, 7 home runs, 30 RBI, 40 walks, 81 strikeouts and 9 stolen bases
- Hit a home run to lead off the game on June 10 at Frisco
- Hit two grand slams four days apart (July 29 and August 1)
- Elected free agency on November 7

2020

- Did not play in affiliated baseball due to the COVID-19 pandemic

Blake Perkins continued on page 93

Blake Perkins continued

2019

- Played in 122 games between Advanced-A Wilmington (86) and Double-A Northwest Arkansas (36)...hit .224 (89-for-398) with 53 runs, 13 doubles, 6 triples, 8 home runs, 34 RBI, 61 walks, 109 strikeouts and 22 stolen bases
- Entered the season ranked as the Royal's 23rd-best prospect by MLB Pipeline and 26th-best prospect by *Baseball America*

2018

- Played in 129 games between Advanced-A Potomac (65) and Advanced-A Wilmington (64)...hit .237 (115-for-485) with 87 runs, 22 doubles, 1 triple, 3 home runs, 39 RBI, 92 walks, 134 strikeouts and 29 stolen bases
- Started the season with Potomac and hit .234 (59-for-252) with 39 runs, 11 doubles, 1 home run, 21 RBI, 42 walks, 67 strikeouts and 12 stolen bases
- Traded to Kansas City along with 3B Kelvin Gutierrez and RHP Yohanse Morel in exchange for RHP Kelvin Herrera on June 18
- Knocked four hits on three occasions – July 11 at Fredericksburg (4-for-7, 2 R, HR, 3 RBI), July 18 at Lynchburg (4-for-5, 2 R, 2B), and August 26 vs. Salem (4-for-5, 2 runs, 2B, RBI)
- Ranked among Minor Leaguer leaders in walks (5th, 92)
- Entered the season as the Best Defensive Outfielder in the Nationals organization according to *Baseball America*
- Entered the season ranked as the National's 11th-best prospect by both MLB Pipeline and *Baseball America*

2017

- Played in 129 games with Single-A Hagerstown and hit .255 (123-for-482) with 105 runs, 27 doubles, 4 triples, 8 home runs, 48 RBI, 72 walks, 118 strikeouts and 31 stolen bases
- His 105 runs scored led the South Atlantic League by 25 runs and ranked 2nd in the minor leagues
- Also led the league in walks and ranked among league leaders in stolen bases (6th) and OBP (8th, .354)
- Named a South Atlantic League Mid-Season All-Star
- Had 35 multi-hit games and 11 multi-RBI games
- Stole three bases in a game twice (April 23 vs. Delmarva and July 21 at Charleston)
- Earned invitation to Nationals spring training, the first of his career (1-for-3, K, CS in 2 G)
- Entered the season ranked as the National's 16th-best prospect by MLB Pipeline and 20th-best prospect by *Baseball America*

2016

- Played in 63 games between Short-Season Auburn (63) and Single-A Hagerstown (7)...hit .230 (54-for-235) with 35 runs, 5 doubles, 1 triple, 1 home run, 18 RBI, 30 walks, 45 strikeouts and 10 stolen bases
- Posted first four-hit game of career on June 23 at Aberdeen
- Scored four runs for the first time in his career on July 3 at West Virginia
- Promoted to Hagerstown on August 30
- Entered the season ranked as the National's 11th-best prospect by MLB Pipeline and 12th-best prospect by *Baseball America*


2015

- Played in 49 games with Gulf Coast League Nationals, hitting .211 (35-for-166) with 21 runs, 5 doubles, 2 triples, 1 home run, 12 RBI, 13 walks, 36 strikeouts and 4 stolen bases
- Made professional debut on June 22 at GCL Cardinals, picking up his first pro hit in the third inning and later scoring his first run
- Drove in his first RBI in the seventh inning on July 10 at GCL Cardinals, then hit his first professional home run in the ninth inning

SINGLE-GAME CAREER BESTS

Hits: 4 (6x), Last - 6/3/19 w/ Wilmington at Myrtle Beach
RBI: 5, 8/2/22 w/ Somerset vs. Binghamton
Runs: 4 (3x), Last - 6/15/19 w/ Wilmington at Lynchburg
HR: 2 (4x), Last - 8/2/22 w/ Somerset vs. Binghamton
GS: 2, Last - 8/1/21 w/ Northwest Arkansas vs. Wichita
K: 4 (4x), Last - 8/28/18 w/ Wilmington vs. Salem
BB: 4, 6/2/18 w/ Potomac at Buies Creek
SB: 3 (2x), Last - 7/21/17 w/ Hagerstown at Charleston
Hit Streak: 8 Games (2x), Last - 7/2 - 7/16/22 w/ Somerset

COLIN REA • RHP



BATS: Right **THROWS:** Right **HEIGHT:** 6-5 **WEIGHT:** 218
BORN: July 1, 1990 in Cascade, IA
RESIDES: Cascade, IA
OPENING DAY AGE: 32 **MLB SERVICE:** 3.090
ACQUIRED: Signed by Milwaukee as a free agent on January 27, 2023

PERSONAL

- Colin David Rea
- 13th professional season; 2nd with Milwaukee
- Initially drafted by San Diego in the 12th round of the 2011 MLB First-Year Player Draft
- Signed by Padres scout Jeff Stewart

DID YOU KNOW?

- Was teammates with San Francisco Giants LHP Sean Manaea during his final year at Indiana State

HIGH SCHOOL/COLLEGE

- Graduated from Cascade High School (IA)
- Earned first-team all-conference, all-district and all-state honors as a senior...went 7-1 with a 1.30 ERA and 68 strikeouts in 58.0 innings
- Earned all-conference and all-district honors in basketball
- Also played football and ran track in high school
- Attended the University of Northern Iowa, St. Petersburg College and Indiana State University
- Went 8-4 with a 3.68 ERA in 18 games (15 starts) for Indiana State his junior year

CAREER STATISTICS

YEAR	CLUB	W-L	ERA	G	GS	CG	SH	SV	IP	H	R	ER	HR	HB	BB	SO	WP
2011	Eugene	3-4	2.21	15	15	0	0	0	53.0	47	18	13	2	6	21	43	6
2012	Fort Wayne	5-10	4.41	31	19	0	0	0	103.0	106	61	47	9	8	47	80	8
2013	Fort Wayne	2-1	2.09	16	3	0	0	0	43.0	34	11	10	1	1	22	38	4
	Lake Elsinore	0-5	6.07	15	9	0	0	0	43.0	43	34	29	3	4	39	45	6
2014	Lake Elsinore	11-9	3.88	28	28	0	0	0	139.0	151	65	60	11	7	37	118	4
2015	San Antonio	3-2	1.08	12	12	0	0	0	75.0	50	15	9	1	1	11	60	1
	El Paso	2-2	4.39	6	6	0	0	0	31.2	29	16	15	2	1	11	26	0
	SAN DIEGO	2-2	4.26	6	6	0	0	0	31.2	29	16	15	2	1	11	26	0
2016	El Paso	0-0	9.00	1	1	0	0	0	1.0	1	1	1	0	0	1	2	0
	SAN DIEGO	5-5	4.98	19	18	0	0	0	99.1	101	63	55	12	8	44	76	0
	MIAMI	0-0	0.00	1	1	0	0	0	3.1	1	0	0	0	0	0	4	0
2018	San Antonio	0-3	7.13	6	6	0	0	0	24.0	32	23	19	3	1	13	21	2
	El Paso	3-2	5.08	12	9	0	0	0	51.1	58	33	29	11	0	23	49	3
2019	Iowa	14-4	3.95	26	26	1	0	0	148.0	142	74	65	17	2	60	120	3
2020	CHICAGO-NL	1-1	5.79	9	2	0	0	0	14.0	15	9	9	3	0	2	10	0
2021	Nashville	4-2	2.27	7	7	0	0	0	35.2	33	9	9	2	1	4	35	1
	MILWAUKEE	0-0	7.50	1	0	0	0	0	6.0	7	5	5	2	0	0	5	0
Major League Totals		8-8	4.90	36	27	0	0	0	154.1	153	93	84	19	9	57	121	0
Minor League Totals		47-44	3.68	175	141	1	0	0	742.2	726	358	304	62	33	290	631	38

2022

- Spent season with Fukuoka Softbank Hawks of the Japanese Pacific League and appeared in 23 games... went 5-6 with a 3.96 ERA...100.0 IP; 82 H, 46 R, 44 ER, 32 BB, 80 K
- Also appeared in three games with Fukuoka in the minor league Western League and went 1-0 with a 0.00 ERA...11.0 IP; 7 H, 1 R, 0 ER, 2 BB, 12 K

2021

- Went 0-0 with a 7.50 ERA in 1 game with Milwaukee...6.0 IP; 7 H, 5 ER, 5 K
- Went 4-2 with a 2.27 ERA in 7 starts with Nashville...35.2 IP; 33 H, 9 ER, 4 BB, 35 K
- Signed as a free agent by Milwaukee on August 13 and assigned to Nashville on August 14
- Made first start with Nashville on August 15 (L, 3.0 IP; 4 H, 2 ER, 2 K)
- Struck out nine hitters over 5.2 innings vs. Gwinnett on August 27
- Went 4-0 with a 1.16 ERA (23.1 IP/3 ER) over 4 starts in September...posted 0.50 ERA (1 ER in 18.0 IP) over final three starts
- Added to Milwaukee's roster on September 29
- Made lone Major League appearance on October 2 at Los Angeles Dodgers, tossing the final six innings of an 8-3 loss
- Went 2-0 with a 0.51 ERA (17.2 IP/1 ER) in three games at First Horizon Park
- Started season with Fukuoka in Japan and appeared in six games in the Pacific League...went 3-1 with 2.03 ERA...40.0 IP; 22 H, 10 R, 9 ER, 13 BB, 38 K

Colin Rea continued on page 95

Colin Rea continued

- Also appeared in 2 games with Fukuoka in the minor league Western League and went 0-2 with a 6.75 ERA...8.0 IP, 11 H, 6 ER, 4 BB, 8 K

2020

- Went 1-1 with a 5.79 ERA in 9 games (2 starts) with Chicago Cubs...14.0 IP, 15 H, 9 ER, 2 BB, 10 K
- As a reliever, went 1-0 with a 2.08 ERA (8.2 IP/2 ER) in seven appearances...went 0-1 with 11.81 ERA (5.1 IP/7 ER) in two starts
- Sent to the Cub's Alternate Training Site in South Bend, Ind. on September 10
- Released by Chicago on January 4, 2021

2019

- Went 14-4 with a 3.95 ERA in 26 starts with Triple-A Iowa...148.0 IP, 142 H, 74 R, 65 ER, 60 BB, 120 K
- Named Pacific Coast League Pitcher of the Year
- Named Pacific Coast League Mid-Season and Post-Season All-Star
- Led the PCL in wins (14) and starts (26)...ranked among league leaders in ERA (2nd), winning percentage (2nd, .778), strikeouts (4th), opponent average (4th, .255), innings (5th), and WHIP (6th, 1.36)
- Went 4-1 with a 1.97 ERA (32.2 IP/7 ER) during month of May, including wins in final three starts
- Struck out 11 hitters in 5.2 innings on August 7 vs. Las Vegas (ND, 7 H, 3 ER, BB)...third performance of career with 10 or more strikeouts

2018

- Went 3-5 with a 5.73 ERA in 18 games (15 starts) with Triple-A El Paso (12) and Double-A San Antonio (6) in Padres organization...75.1 IP, 90 H, 56 R, 48 ER, 36 BB, 70 K
- While in Padres spring training, suffered right shoulder strain...placed on 10-day injured list on March 28 and moved to 60-day injured list on March 30
- Joined San Antonio on rehab assignment on May 22...went 0-3 with 7.13 ERA in six starts
- Moved to El Paso on June 21
- Placed on 7-day injured list from August 2-19...went 1-0 with 0.90 ERA (10.0 IP/1 ER) in first three games (2 starts) after return
- Designated for assignment on November 20 and signed by Chicago-NL on January 10, 2019

2017

- Did not appear due to injury...recovering from Tommy John surgery

2016

- Went 5-5 with a 4.82 ERA in 20 games (19 starts) with San Diego (19) and Miami (1)...102.2 IP, 102 H, 63 R, 55 ER, 44 BB, 80 K
- Went 0-0 with a 9.00 ERA in 1 start with Triple-A El Paso...1.0 IP, 1 H, 1 ER, 1 BB, 2 K
- Broke camp with San Diego...went 3-2 with a 4.47 ERA in 10 games (9 starts) before demotion to El Paso on May 23
- Tossed a career-high 8.0 innings in a win over New York Mets on May 5 (W, 3 H, ER, BB, 5 K)
- Made one start with El Paso (May 29) before returning to San Diego on June 2
- Struck out MLB career-high seven hitters on June 24 at Cincinnati (W, 5.0 IP, 4 H, 4 R, 3 ER, 4 BB)
- Traded to Miami along with RHP Andrew Cashner, RHP Tayron Guerrero and cash on July 29 in exchange for RHP Jarred Cosart, RHP Carter Capps, RHP Luis Castillo and 1B Josh Naylor
- Appeared for Miami on July 30 (3.1 IP, 1 H, 4 K) before being returned to San Diego on August 1 in exchange for RHP Luis Castillo
- Placed on 15-day injured list with right elbow sprain on August 1...underwent Tommy John surgery on November 11 and moved to 60-day injured list on February 19, 2017
- Started the season ranked as San Diego's sixth-best prospect by MLB Pipeline

2015

- Went 2-2 with a 4.26 ERA in 6 starts with San Diego...31.2 IP, 29 H, 16 R, 15 ER, 11 BB, 26 K
- Went 5-4 with a 1.95 ERA in 18 starts with Double-A San Antonio (12) and Triple-A El Paso (6)...101.2 IP, 79 H, 29 R, 22 ER, 23 BB, 80 K
- Named MiLB.com Organization All-Star (San Diego)
- Named Texas League Mid-Season and Post-Season All-Star
- Selected to Futures Game with Team USA (0.2 IP, K)...struck out Boston's Rafael Devers looking to end game
- Began season with San Antonio
- Named Texas League Pitcher of the Week on May 4 after striking out career-high 12 over 8.0 one-hit innings in a May 2 win vs. Midland
- Placed on 7-day IL from May 22-June 13 with lower back spasms
- Went 2-0 with a 0.39 ERA (23.0 IP/1 ER) in four June starts
- Did not allow an earned run in seven of 12 starts with San Antonio and three of last four starts
- Promoted to El Paso on July 1

Colin Rea continued on page 96

Colin Rea continued

- Added to San Diego's roster on August 11, making his MLB debut that night vs. Cincinnati and earning his first win (5.0 IP, 7 H, 3 ER, 1 BB, 4 K)...first strikeout was Jay Bruce
- Tossed 7.0 scoreless innings on September 8 vs. Colorado, his first career quality start (ND, 7.0 IP, 2 H, 3 BB, 4 K)

2014

- Went 11-9 with 3.88 ERA in 28 starts with Advanced-A Lake Elsinore...139.0 IP, 151 H, 65 R, 60 ER, 37 BB, 118 K
- Ranked among California League leaders in starts (T-1st), wins (4th), ERA (4th), strikeouts (7th), winning percentage (7th, .550), BAA (9th, .274) and WHIP (9th, 1.35)
- Earned a win in three consecutive starts from April 15-26...posted 1.69 ERA (16.0 IP/3 ER) with 17 strikeouts over the span
- Did not allow a run in back-to-back starts from July 2-7 (11.0 IP)
- Tossed five quality starts during the season

2013

- Went 2-6 with a 4.08 ERA in 31 games (12 starts) with Single-A Fort Wayne (15) and Advanced-A Lake Elsinore (15)...86.0 IP, 77 H, 45 R, 39 ER, 61 BB, 83 K
- Began season in Lake Elsinore's rotation...went 0-5 with a 7.60 ERA (34.1 IP/29 ER) in nine games as starter and 0-0 with 0.00 ERA (8.2 IP) in six games as a reliever
- Sent to Fort Wayne on June 26 to serve in the bullpen...went 0-1 with a 1.93 ERA (28.0 IP/6 ER) in 13 relief appearances with Fort Wayne
- Made three starts to finish season...went 2-0 with a 2.40 ERA (15.0 IP/4 ER)...finished season with 6.0-inning scoreless quality start

2012

- Went 5-10 with a 4.11 ERA in 31 games (19 starts) with Single-A Fort Wayne...103.0 IP, 106 H, 61 R, 47 ER, 47 BB, 80 K
- Started season in bullpen...went 0-3 with a 4.96 ERA (16.1 IP/9 ER) in 12 bullpen appearances
- Made first start on May 10...went 5-7 with a 3.95 ERA (86.2 IP/38 ER) in 19 starts

2011

- Went 3-4 with a 2.21 ERA in 15 starts with Rookie-Level Eugene...53.0 IP, 47 H, 18 R, 13 ER, 21 BB, 43 K
- Made professional debut on June 20 vs. Boise (ND, 4.0 IP, 5 H, 2 ER, BB, 4 K)
- Earned first win on June 25 at Everett (5.0 IP, 3 H, 2 BB, 6 K)
- Posted 0.86 ERA (21.0 IP/2 ER) in six July starts

SINGLE-GAME CAREER BESTS

Innings: 8.0 (3x), Last - 7/15/19 w/ Iowa vs. Oklahoma City

Strikeouts: 12, 5/2/15 w/ San Antonio vs. Midland

10+ K Games: 3, Last - 8/7/19 w/ Iowa vs. Las Vegas (11)

Walks: 8, 9/23/21 w/ Nashville vs. Columbus

Shutouts: None

Complete Games: 1, 5/16/19 (Game 2) w/ Iowa vs. New Orleans (5.0 IP)

Hits: 12, 7/24/18 w/ El Paso at Colorado Springs

Runs: 9, 7/26/19 w/ Iowa vs. Round Rock

HR: 3 (2x), Last - 6/28/18 w/ El Paso vs. Fresno

Winning Streak: 5 Games (3x), Last - 5/16 - 6/18/19 w/ Iowa

Losing Streak: 9 Games, 8/21/12 - 6/26/13 w/ Fort Wayne and Lake Elsinore

CAM ROBINSON • RHP



BATS: Right **THROWS:** Right **HEIGHT:** 6-0 **WEIGHT:** 205
BORN: September 6, 1999 in Tampa, FL
RESIDES: Deltona, FL
OPENING DAY AGE: 23 **MLB SERVICE:** 0.000
ACQUIRED: Selected by Milwaukee in the 23rd round of the 2017 First-Year Player Draft

PERSONAL

- Cameron Julian Robinson
- 6th professional season; all with Milwaukee
- Signed by Brewers scout Mike Burns

DID YOU KNOW?

- Enters the season ranked as the 25th-best prospect in the Brewers' organization by MLB Pipeline
- Enters the season ranked as the 24th-best prospect in the organization by *Baseball America*...also has best curveball in organization per *Baseball America*
- Cousins José Nicolas (OF, 1997-2002) and Cesar Nicolas (INF, 2005-11) played in the minor leagues

HIGH SCHOOL/COLLEGE

- Graduated from University High School (FL)
- During his senior year, went 7-0 with a 1.39 ERA in nine games as University made it to the FHSAA 9A Championship finals
- Committed to the University of South Florida before signing with the Brewers

ROBINSON

CAREER STATISTICS

YEAR	CLUB	W-L	ERA	G	GS	CG	SH	SV	IP	H	R	ER	HR	HB	BB	SO	WP
2017	AZL Brewers	0-0	12.91	6	1	0	0	1	7.2	14	12	11	1	0	3	9	2
2018	AZL Brewers	1-4	5.50	11	7	0	0	0	36.0	43	30	22	0	0	25	37	14
2019	Rocky Mountain	0-4	8.55	5	5	0	0	0	20.0	24	23	19	5	1	17	22	5
	AZL Brewers Gold	0-2	9.31	13	0	0	0	0	19.1	29	22	20	1	0	14	23	3
2021	Carolina	1-1	2.45	26	0	0	0	12	33.0	30	14	9	1	1	19	39	6
	Wisconsin	2-1	4.60	12	0	0	0	1	15.2	89	9	8	0	0	11	21	2
	Biloxi	0-0	0.00	1	0	0	0	0	1.0	1	0	0	0	0	0	2	0
2022	Wisconsin	3-1	1.45	28	0	0	0	19	37.1	21	7	6	0	1	17	52	7
	Biloxi	0-0	1.23	13	0	0	0	6	14.2	8	2	2	0	1	5	16	3
	Nashville	0-0	6.92	11	0	0	0	0	13.0	16	10	10	1	3	8	16	4
Minor League Totals		7-13	4.87	126	13	0	0	39	197.2	204	129	107	9	7	119	237	46

2022

- Went 3-1 with a 2.49 ERA in 52 games with Nashville (11), Double-A Biloxi (13), and High-A Wisconsin (28)...65.0 IP, 45 H, 19 R, 18 ER, 30 BB, 84 K
- Led all of Minor League Baseball in saves (25)
- Named a MiLB.com Organization All-Star (Milwaukee)
- Named Midwest League Mid-Season All-Star
- Started campaign with Wisconsin, going 3-1 with a 1.45 ERA (37.1 IP/6 ER)
- Converted 19 of 21 save opportunities with Wisconsin, including his final eight opportunities from June 9-30...led Midwest League in saves despite being in league only three months
- Tossed 18.0 scoreless innings over 11 appearances from May 1-June 3, tied for the sixth-longest scoreless innings streak in the Midwest League in 2022
- Did not allow a run during the month of May (10 G)...16.0 IP, 5 H, 1 HB, 5 BB, 19 K
- Did not allow a run in 21 of final 22 appearances with Wisconsin...posted 0.89 ERA (30.1 IP/3 ER) over the stretch
- Promoted to Biloxi on July 4...did not allow a run in 12 of 13 appearances with team
- Posted 1.23 ERA (14.2 IP/2 ER) and 0.89 WHIP with Biloxi
- Promoted to Nashville on August 23...made Triple-A debut on August 24 (1.0 IP, 1 K)
- Allowed one run or more in 7 of 11 appearances with Nashville
- Allowed .185 BAA (20-for-108) vs. left-handed hitters and .208 BAA (25-for-120) vs. right-handed hitters
- Limited opposing hitters to .156 BAA (12-for-77) with runners in scoring position
- Contract added to Milwaukee's 40-man roster on November 15 as protection from the Rule 5 Draft

2021

- Went 3-2 with a 3.08 ERA in 39 games with Double-A Biloxi (1), High-A Wisconsin (12), and Low-A Carolina (26)...49.2 IP, 49 H, 23 R, 17 ER, 30 BB, 62 K
- Began season with Carolina, going 1-1 with a 2.45 ERA (33.0 IP/9 ER)
- Led Carolina League in saves (12)

Cam Robinson continued on page 98

Cam Robinson continued

- During month of May, posted 1.74 ERA (10.1 IP/2 ER) between Carolina (8 G) and Biloxi (1 G)
- Promoted to Biloxi on May 30...made Double-A debut that night vs. Pensacola (1.0 IP, H, 2 K) before returning to Carolina on June 2
- Successfully converted a save in four straight appearances from July 10 (G1)-22, matching a Low-A East season high
- Over nine appearances from July 4-August 4, posted 0.77 ERA (1 ER in 11.2 IP) and earned six saves...9 H, 3 BB, 13 K
- Promoted to Wisconsin on August 17...went 2-1 with 4.60 ERA (8 ER in 15.2 IP)
- After posting 9.00 ERA (6 ER in 6.0 IP) through first four games with Wisconsin, posted 1.86 ERA (2 ER in 9.2 IP) over final eight appearances

2020

- Did not play in affiliated baseball due to the COVID-19 pandemic

2019

- Went 0-6 with an 8.92 ERA in 18 games (5 starts) with Arizona League Brewers Gold (13) and Rookie-Level Rocky Mountain (5)...39.1 IP, 53 H, 45 R, 39 ER, 31 BB, 45 K
- Started the season in the Rocky Mountain rotation, going 0-4 with an 8.55 ERA (20.0 IP/19 ER) in five starts
- Made one quality start (July 2 at Grand Junction, L, 6.0 IP, 4 H, 2 R, 1 ER, 9 K)...6.0 innings and nine strikeouts both a career high
- Allowed five earned runs or more in three starts
- Took the loss in his final four starts (0-4, 7.71 ERA)
- Sent to AZL Brewers Gold on July 14, going 0-2 with a 9.31 ERA (19.1 IP/20 ER)
- Did not allow a run in seven of final 10 appearances

2018

- Went 1-4 with a 5.50 ERA in 11 games (7 starts) with Arizona League Brewers...36.0 IP, 43 H, 30 R, 22 ER, 25 BB, 37 K
- Earned his first professional win on June 25 at AZL Mariners, tossing 3.1 innings in relief (4 H, 1 R, 0 ER, 4 K)
- In seven starts, went 0-4 with a 4.82 ERA (28.0 IP/15 ER)...in four relief appearances, went 1-0 with a 7.88 ERA (8.0 IP/7 ER)

2017

- Went 0-0 with a 12.91 ERA in 6 games (1 start) with AZL Brewers...7.2 IP, 14 H, 12 R, 11 ER, 3 BB, 9 K
- Made professional debut on July 27 vs. AZL Royals (1.0 IP, 2 K)
- Allowed six runs (5 earned) without recording an out on August 3 vs. AZL White Sox
- Made first pro start on August 15 at AZL Giants (ND, 1.2 IP, 4 H, 2 ER, 2 K)

SINGLE-GAME CAREER BESTS

Innings: 6.0, 7/2/19 w/ Rocky Mountain at Grand Junction

Strikeouts: 9, 7/2/19 w/ Rocky Mountain at Grand Junction

10+ K Games: None

Walks: 5 (4x), Last - 7/26/19 w/ AZL Brewers Gold at AZL Athletics Green

Shutouts: None

Complete Games: None

Hits: 10 (2x), Last - 7/19/19 w/ AZL Brewers Gold vs. AZL Padres

Runs: 9, 7/7/19 w/ Rocky Mountain at Ogden

HR: 2, 6/21/19 w/ Rocky Mountain vs. Grand Junction

Winning Streak: 4 Games, 8/31/21 - 4/21/22 w/ Wisconsin

Losing Streak: 10 Games, 7/1/18 - 8/16/19 w/ AZL Brewers and Rocky Mountain

JON SINGLETON • INF



BATS: Left **THROWS:** Left **HEIGHT:** 6-2 **WEIGHT:** 256
BORN: September 18, 1991 in Harbor City, CA
RESIDES: Anaheim, CA
OPENING DAY AGE: 31 **MLB SERVICE:** 0.167
ACQUIRED: Signed as a free agent by Milwaukee on February 10, 2023

PERSONAL

- Jonathan Lee Singleton
- 12th professional season; 2nd with Milwaukee
- Originally selected by Philadelphia in the eighth round of the 2009 First-Year Player Draft
- Signed by Phillies scout Demerius Pittman

DID YOU KNOW?

- His father Herb Singleton played quarterback at the University of Oregon in 1973 and signed with the Seattle Seahawks for one season
- His father-in-law, Tim Rother, was a defensive tackle with the Los Angeles Raiders (1989-90)

HIGH SCHOOL/COLLEGE

- Graduated from Robert A. Millikan High School (CA)
- Named a 2009 Rawlings First Team All-American and a California All-Region First Team selection after hitting .318 with 7 home runs, 46 RBI, and a .485 on-base percentage in 53 games as a senior
- Won the Home Run Derby at the 2008 Perfect Game National Showcase at the Metrodome as a junior
- Rated by *Baseball America* as the sixth-best first base prospect in the 2009 draft class

SINGLETON

CAREER STATISTICS

YEAR	CLUB	AVG	G	AB	R	H	2B	3B	HR	RBI	BB	SO	SB	CS	OBP	SLG	
2009	GCL Phillies	.290	31	100	12	29	9	0	2	12	18	13	1	0	.395	.440	
2010	Lakewood	.290	104	376	64	109	25	2	14	77	62	74	9	7	.393	.479	
2011	Lancaster	.333	35	129	20	43	9	1	4	16	14	40	0	0	.405	.512	
	Clearwater	.284	93	320	48	91	14	0	9	47	56	83	3	3	.387	.413	
2012	Corpus Christi	.284	131	461	94	131	27	4	21	79	88	131	7	2	.396	.497	
2013	Quad Cities	.286	6	21	6	6	2	0	3	5	4	5	0	0	.400	.810	
	Corpus Christi	.263	11	38	5	10	2	1	2	8	9	16	0	0	.396	.526	
	Oklahoma City	.220	73	245	31	54	13	0	6	31	46	89	1	0	.340	.347	
2014	Oklahoma City	.267	54	195	37	52	10	1	14	43	42	52	1	1	.397	.544	
	HOUSTON	.168	95	310	42	52	13	0	13	44	50	134	2	3	.285	.335	
2015	Fresno	.254	102	378	72	96	25	2	22	83	64	99	2	1	.359	.505	
	HOUSTON	.191	19	47	6	9	2	0	1	6	10	17	1	0	.328	.298	
2016	Fresno	.202	124	410	62	83	17	0	20	66	83	124	0	0	.337	.390	
2017	Corpus Christi	.205	117	385	55	79	20	0	18	62	107	132	3	0	.376	.397	
2018	DNP - SUSPENDED																
2019	DNP																
2021	Mexico	.321	46	137	37	44	6	0	15	36	51	50	4	0	.503	.693	
2022	Nashville	.219	134	456	84	100	22	2	24	87	117	161	3	1	.375	.434	
Major League Totals		.171	114	357	48	61	15	0	14	50	60	151	3	3	.290	.331	
Minor League Totals		.251	1015	3514	590	883	195	13	159	616	710	1019	30	15	.376	.450	

2022

- Played in 134 games with Nashville and hit .219 (100-for-456) with 84 runs, 22 doubles, 2 triples, 24 home runs, 87 RBI, 117 walks, 161 strikeouts and 3 stolen bases
- Led all of Minor League Baseball in walks, breaking the Triple-A Nashville franchise record previously held by Otis Nixon (110 in 1981)
- Ranked among International League leaders in on-base percentage (5th, .375), RBI (T-5th), runs (T-5th) and home runs (T-7th)
- Was first season in affiliated baseball since 2017
- Homered in back-to-back nights to start season vs. Durham
- Homered twice on July 22 at Louisville (2-for-4, 3 R, 2 HR, 5 RBI, 2 BB)...first multi-homer game since May 23, 2016
- Posted 1.071 OPS over 23 games in month of July...slash line was .280/.400/.671
- Walked four times on August 3 at Norfolk (0-1, R)
- Posted season-high 14-game on-base streak from August 30-September 15...posted 1.068 OPS over the span
- Went 4-for-4 (R, HR, 3 RBI, BB) on September 1 vs. Memphis...was his first four-hit game since April 21, 2016

Jon Singleton continued on page 100

Jon Singleton continued

- Went 1-for-4 with a single in the International League Championship against Durham
- Released by Milwaukee on January 27, 2023 before re-signing as a free agent

2021

- Played in 46 games with Mexico in the Mexican League and hit .321 (44-for-137) with 37 runs, 6 doubles, 15 home runs, 36 RBI, 51 walks, 50 strikeouts, and 4 stolen bases
- Paced the Mexican League in on-base percentage (.503) and walks
- Traded back to Mexico from Oaxaca on May 24 without playing a game for them

2020

- Signed to play with Mexico in the Mexican League on April 2 but did not play due to pandemic
- Traded to Oaxaca from Mexico on November 4

2019

- Did not play any affiliated professional baseball

2018

- Did not play any affiliated professional baseball
- Released by Houston on May 21 while serving a 100-game suspension after testing positive for a drug of abuse

2017

- Played in 117 games with Double-A Corpus Christi and hit .205 (79-for-385) with 55 runs, 20 doubles, 18 home runs, 62 RBI, 107 walks, 132 strikeouts and 3 stolen bases
- Named a Texas League Midseason All-Star after hitting .235 (38-for-162) with 29 runs, 11 doubles, 10 home runs, 37 RBI, 56 walks, 53 strikeouts, .430 on-base percentage and .918 OPS in 51 first half games
- Led minor league baseball in walks and ranked among Texas League leaders in home runs (1-3rd) and on-base percentage (5th, .376)
- Finished with a walk percentage of .264
- Hit his 8th professional career grand slam on May 13 vs. Midland (1 R, 2 H, 2 BB)
- Tied a career high with 4 strikeouts on July 1 at Northwest Arkansas
- Hit .190 (4-for-21) with 3 runs, 2 RBI, and 4 walks in spring training with Houston

2016

- Played in 124 games with Triple-A Fresno and hit .202 (83-for-410) with 62 runs, 17 doubles, 20 home runs, 66 RBI, 83 walks and 124 strikeouts
- Ranked 3rd in the Pacific Coast League in walks and led Fresno in home runs and on-base percentage (.337)
- His 20th home run of the season came on September 4 at Sacramento in the form of a go-ahead 8th inning grand slam
- Outrighted to Fresno off the 40-man roster on November 22
- Hit .151 (8-for-53) with 4 runs, 2 doubles, 3 home runs, and 7 RBI in 22 spring training games

2015

- Played in 19 games with Houston and hit .191 (9-for-47) with 6 runs, 2 doubles, 1 home run, 6 RBI, 10 walks and 17 strikeouts
- Played in 102 games with Triple-A Fresno and hit .254 (96-for-378) with 72 runs, 25 doubles, 2 triples, 22 home runs, 83 RBI, 64 walks and 99 strikeouts
- Ranked among Pacific Coast League leaders in walks (1-4th), home runs (1-7th) and RBI (8th)
- Named the Pacific Coast League Player of the Month in May by MiLB.com after hitting .286 (32-for-112) with 22 runs, 7 doubles, 1 triple, 10 home runs, and 37 RBI
- His 37 RBI in May was the most in a single month by a Triple-A player since 2011
- Set a Fresno single-game club record with 10 RBI on May 13 at Albuquerque (2 R, 4 H, 2 HR)
- Hit 3 grand slams and 5 home runs in a span of 5 games from May 11-15 (7 R, 8 H, 5 HR, 23 RBI, 3 BB), earning Pacific Coast League Player of the Week honors from May 11-17
- Recalled by Houston on June 27 and spent a month with the Astros before being optioned back to Fresno on July 31
- Finished with Houston from September 23 to the end of the season

2014

- Played in 95 games with Houston and hit .168 (52-for-310) with 42 runs, 13 doubles, 13 home runs, 44 RBI, 50 walks and 134 strikeouts
- Played in 54 games with Triple-A Oklahoma City and hit .267 (52-for-195) with 37 runs, 10 doubles, 1 triple, 14 home runs, 43 RBI, 42 walks, and 52 strikeouts
- Made Major League debut on June 3 vs. Los Angeles-AL and hit a solo homer, becoming the 4th player in Astros history to homer in his 1st career game
- Hit the most home runs and RBI for an Astros rookie first baseman since Jeff Bagwell in 1991

Jon Singleton continued on page 101

Jon Singleton continued

- His 50 walks were the most by an Astros rookie since Lance Berkman (56) and Mitch Meluskey (55) in 2000
- Ranked 3rd among Major League rookies in walks and tied for 4th in home runs
- Became the first Houston player in franchise history to hit a grand slam within his first 6 career games on June 8 at Minnesota
- Hit an inside-the-park home run on August 2 vs. Toronto
- Led the Pacific Coast League in walks, ranked 4th in home runs, and 7th in RBI at the time of his recall
- Named the Oklahoma City Player of the Month in April after hitting .293 (29-for-99) with 6 doubles, 9 home runs, and 27 RBI in 26 games
- Named the Pacific Coast League Player of the Week from April 3-13 after recording 4 home runs and 15 RBI in a 10-game stretch
- Rated by *Baseball America* as a top-100 prospect (82nd) entering the season
- Ranked by *Baseball Prospectus* and MLB.com as the top first base prospect in baseball before being called up to Houston
- Went 4-for-26 in his first big league spring training with Houston

2013

- Played in 90 games with Triple-A Oklahoma City (73), Double-A Corpus Christi (11), and Single-A Quad Cities (6), hitting .230 (70-for-304) with 42 runs, 17 doubles, 1 triple, 11 home runs, 44 RBI, 59 walks, 110 strikeouts and 1 stolen base
- Homered in each of his first three games to start the year with Quad Cities
- Hit .400 (4-for-10) with a home run and 3 RBI in 3 Pacific Coast League postseason games
- Played in the Puerto Rican Winter League for Santurce following the season and led the league in home runs (9) and ranked 2nd in slugging (.537) and walks (26)
- Entered the season as the 27th-best prospect according to *Baseball America*
- Listed as the 2nd-best prospect and the 'Best Hitter for Average' in the Astros system by Baseball America
- Ranked by ESPN.com's Keith Law as the 32nd-best prospect in baseball
- Served a 50-game suspension to start the season for testing positive for a drug of abuse

2012

- Played in 131 games with Double-A Corpus Christi and hit .284 (131-for-461) with 94 runs, 27 doubles, 4 triples, 21 home runs, 79 RBI, 88 walks, 131 strikeouts and 7 stolen bases
- Named a *Baseball America* Minor League All-Star and a Texas League Mid-Season and Post-Season All-Star
- Finished tied for 1st in the Texas League in runs scored, 2nd in walks, and 4th in OPS (.893) and extra-base hits (52)
- Honored as the Corpus Christi Hooks MVP and a MLB.com Organization All-Star (Houston)
- Received Texas League Player of the Week honors for the weeks of May 21-29 and July 2-9
- Earned Corpus Christi Offensive Player of the Month honors in May (.281, 20 R, 24 RBI) and July (.347, 21 R, 14 RBI, 18 BB)
- Represented Houston in the Sirius XM All-Star Futures Game and started at first base, going 3-for-4 with a walk, 1 RBI, and 2 runs
- Played in the Arizona Fall League and hit .226 (21-for-93) with 4 doubles, 2 triples, 3 home runs, 8 RBI and a .345 on-base percentage in 25 games
- Played in the Arizona Fall League Rising Stars Game
- Entered the season as the 2nd-best prospect and the 'Best Hitter for Average' in the Houston system by *Baseball America*
- Rated as the 34th-best prospect in baseball by *Baseball America*

2011

- Played in 128 games with Advanced-A Clearwater (93) and Advanced-A Lancaster (35), hitting .298 (134-for-449) with 68 runs, 23 doubles, 1 triple, 13 home runs, 63 RBI, 70 walks, 123 strikeouts and 3 stolen bases
- Hit .284 (91-for-320) with 48 runs, 14 doubles, 9 home runs, 47 RBI and 56 walks with Clearwater
- Hit .333 (43-for-129) with 20 runs, 9 doubles, 1 triple, 4 home runs, 16 RBI and 14 walks with Lancaster
- Named a *Baseball America* Class-A All-Star and rated as the 'Best Power Prospect'
- Entered the season rated by *Baseball America* as the No. 2 prospect in the Phillies system and the No. 39 prospect in baseball
- Named Florida State League Player of the Week for the week of June 27-July 3 (8-for-26, 4 R, 5 RBI)
- Traded by Philadelphia with RHP Jarred Cosart, RHP Josh Zeid, and OF Domingo Santana to Houston for OF Hunter Pence on July 29

2010

- Played in 104 games with Single-A Longwood and hit .290 (109-for-376) with 64 runs, 25 doubles, 2 triples, 14 home runs, 77 RBI, 62 walks, 74 strikeouts and 9 stolen bases
- Ranked tied for 3rd in the South Atlantic League in on-base percentage (.393), 4th in slugging percentage (.479), and 10th in RBI
- Named the South Atlantic League's Most Outstanding Major League Prospect

Jon Singleton continued on page 102

Jon Singleton continued

- Named the Phillies Minor League Player of the Week for the week of May 17-23
- Hit .500 (21-for-42) with 3 home runs and 12 RBI over a 12-game hitting streak from May 16-27
- Ranked by *Baseball America* as the Phillies 20th-best prospect entering the year

2009

- Played in 31 games with Gulf Coast League Phillies and hit .290 (29-for-100) with 12 runs, 9 doubles, 2 home runs, 12 RBI, 18 walks, 13 strikeouts, and 1 stolen base
- Hit .522 (12-for-23) in first eight professional games
- Named by *Baseball America* as the 7th-best prospect in the Gulf Coast League after the season

SINGLE-GAME CAREER BESTS

Hits: 4 (8x), Last – 9/1/22 w/ Nashville vs. Memphis
RBI: 10, 5/13/15 w/ Fresno at Albuquerque
Runs: 4, 5/8/12 w/ Corpus Christi vs. San Antonio
HR: 2 (13x), Last – 7/22/22 w/ Nashville at Louisville
GS: 1 (8x), Last – 5/13/17 w/ Corpus Christi vs. Midland
K: 4 (12x), Last – 6/22/22 w/ Nashville vs. Gwinnett
BB: 4 (2x), Last – 8/3/22 w/ Nashville at Norfolk
SB: 1 (30x), Last – 7/6/22 w/ Nashville at Columbus
Hit Streak: 12 Games (2x), Last – 6/3 – 6/16/15 w/ Fresno

SINGLETON



ETHAN SMALL • LHP



BATS: Left **THROWS:** Left **HEIGHT:** 6-2 **WEIGHT:** 200
BORN: February 14, 1997 in Jackson, TN
RESIDES: Spring Hill, TN
OPENING DAY AGE: 26 **MLB SERVICE:** 0.003
ACQUIRED: Drafted by Milwaukee in the 1st round (28th overall) of the 2019 MLB First-Year Player Draft

PERSONAL

- Ethan Robert Small
- 3rd professional season; all with Milwaukee
- Originally drafted by Arizona in the 26th round of the 2018 MLB Draft but did not sign
- Signed by Brewers scout Scott Nichols

DID YOU KNOW?

- Enters the season ranked as the 9th-best prospect in the organization according to *Baseball America* and the 14th-best according to MLB Pipeline
- In high school and college donated money for each strikeout to St. Jude Children's Research Hospital in Memphis, TN
- Enjoys fishing, playing the guitar and painting

HIGH SCHOOL/COLLEGE

- Graduated from Lexington High School (TN)
- Named All-American and All-State as a junior and senior
- First-Team Class AA All-State honors were as an infielder as a junior and pitcher as a senior
- Chose to attend Mississippi State over offers from Vanderbilt and Austin Peay...attended from 2016-19
- Graduated with a bachelor's degree in clinical exercise physiology
- Named National Pitcher of the Year from the College Baseball Foundation and ABCA as a junior
- Became the 7th MSU player to earn unanimous All-American honors
- Named SEC Pitcher of the Year and First-Team All-SEC as a junior
- Was a semifinalist for the Golden Spikes Award and Dick Howser Trophy
- Finished among SEC leaders in starts (1st, 18), strikeouts (2nd, 122) and strikeouts per nine innings (6th, 10.84) as a sophomore
- Named SEC First-Year Academic Honor Roll as a freshman

SMALL

CAREER STATISTICS

YEAR CLUB	W-L	ERA	G	GS	CG	SH	SV	IP	H	R	ER	HR	HB	BB	SO	WP
2019 AZL Brewers	0-0	0.00	2	2	0	0	0	3.0	0	0	0	0	0	0	5	2
Wisconsin	0-2	1.00	5	5	0	0	0	18.0	11	5	2	0	0	4	31	1
2021 Biloxi	2-2	1.96	8	8	0	0	0	41.1	26	10	9	1	2	21	67	6
Nashville	2-0	2.06	9	9	0	0	0	35.0	27	9	8	3	1	21	24	2
ACL Brewers-G	0-0	0.00	1	1	0	0	0	1.0	2	0	0	0	0	0	1	0
2022 Nashville	7-6	4.46	27	21	0	0	0	103.0	82	57	51	8	4	58	114	14
MILWAUKEE	0-0	7.11	2	2	0	0	0	6.1	8	5	5	1	0	8	7	0
Minor League Totals	11-10	3.13	52	46	0	0	0	201.1	148	81	70	12	7	104	242	23

2022

- Went 7-6 with a 4.46 ERA in 27 games (21 starts) with Nashville...103.0 IP, 82 H, 57 R, 51 ER, 58 BB, 114 K
- Made 2 starts with Milwaukee...7.71 ERA, 6.1 IP, 8 H, 5 R, 5 ER, 8 BB, 7 K
- Named International League Pitcher of the Month for April...2-0, 0.77 ERA, 5 GS, 23.1 IP, 9 H, 4 R, 2 ER, 16 BB, 31 K
- Named IL Pitcher of the Week for week of June 21-26...1-0, 1.29 ERA, 1 GS, 7.0 IP, 3 H, 1 R, 1 ER, 1 BB, 10 K
- Had contract selected by Milwaukee on May 30 and made MLB debut at Chicago-NL that day...2.2 IP, 4 H, 2 R, 2 ER, 4 BB, 4K
- Recalled and made another start on July 26 vs. Minnesota...3.2 IP, 4 H, 3 R, 3 ER, 4 BB, 3 K
- Picked up three-straight wins with Nashville from June 25-July 7...18.0 IP, 11 H, 5 R, 5 ER, 5 BB, 19 K
- Moved to bullpen after allowing eight earned runs in 4.2 innings at Charlotte on September 7
- Held right-handed hitters to a .206 average (51-of-247) with Nashville

2021

- Went 4-2 with a 1.98 ERA in 18 games (18 starts) with Nashville, Double-A Biloxi and the Arizona Complex League Brewers-Gold...77.1 IP, 55 H, 19 R, 17 ER, 42 BB, 92 K
- Named a MiLB.com Organization All-Star (Milwaukee)

Ethan Small continued on page 104

Ethan Small continued

- Named to the MLB Futures Game and pitched for the NL Futures team
- Named Double-A South Pitcher of the Week for May 31-June 6...0-0, 0.00 ERA, 2 GS, 10.2 IP, 3 H, 0 R, 6 BB, 19 K
- Began the season on Biloxi's Opening Day roster and pitched in 8 games prior to being transferred to Nashville on June 24
- Allowed three runs or less in seven of eight starts with Biloxi and didn't allow any runs in four of the starts
- Tossed 5.0 no-hit innings on May 15 vs. Mississippi...W, 5.0 IP, 0 H, 0 R, 5 BB, 6 K
- Logged a career-high 7.0 innings on June 18 at Rocket City...W, 7.0 IP, 3 H, 0 R, 1 BB, 9 K
- Notched the first two 10+ strikeout games of his career on June 1 at Montgomery (11) and June 12 vs. Mississippi (12)
- Turned in consecutive scoreless outings with Nashville on June 30 vs. Louisville (6.0 IP, 3 H, 0 R, 2 BB, 4 K) and July 6 at Gwinnett (W, 6.0 IP, 6 H, 0 R, 2 BB, 1 K)
- Placed on Nashville's injured list on July 15 with a left finger injury and missed over a month
- Pitched for Leones del Escogido in the Dominican Winter League

2020

- Spent the season at the Milwaukee Brewers Alternate Training Site in Appleton, Wisconsin
- Entered the 2020 season as the fifth-best prospect in the organization according to *Baseball America*

2019

- Went 0-2 with a 0.86 ERA in 7 games (7 starts) with Single-A Wisconsin and the Arizona League Brewers...21.0 IP, 11 H, 5 R, 2 ER, 4 BB, 36 K
- Began his professional career with the AZL Brewers and made two starts prior to being promoted to Wisconsin on August 1
- Limited hitters to a .151 batting average
- Averaged 15.43 strikeouts per nine innings
- Did not allow a run until his fifth professional appearance on August 9 at Burlington
- In four of his seven outings he did not allow any hits or runs

SINGLE-GAME CAREER BESTS

Innings: 7.0 (2x), Last - 6/25/22 w/ Nashville vs. Gwinnett
Strikeouts: 12, 6/12/21 w/ Biloxi vs. Mississippi
10+ K Games: 3, Last - 6/25/22 w/ Nashville vs. Gwinnett (10)
Walks: 6, 8/19/22 (Game 1) w/ Nashville at Jacksonville
Shutouts: None
Complete Games: None
Hits: 10, 9/7/22 w/ Nashville at Charlotte
Runs: 8, 9/7/22 w/ Nashville at Charlotte
HR: 2, 9/7/22 w/ Nashville at Charlotte
Winning Streak: 4 Games, 7/6/21 - 4/22/22 w/ Nashville
Losing Streak: 3 Games, 7/13 - 9/7/22 w/ Nashville

ROBERT STOCK • RHP



BATS: Left **THROWS:** Right **HEIGHT:** 6-1 **WEIGHT:** 260
BORN: November 21, 1989 in Bellevue, WA
RESIDES: Phoenix, AZ
OPENING DAY AGE: 33 **MLB SERVICE:** 2.030
ACQUIRED: Signed by Milwaukee as a free agent on
 January 26, 2023

PERSONAL

- Robert Anthony Stock
- 15th professional season; 1st with Milwaukee
- Originally selected by St. Louis in the second round of the 2009 MLB First-Year Player Draft
- Signed by Cardinals scout Jamal Strong

DID YOU KNOW?

- His younger brother Richard was initially drafted by the Brewers in the 45th round of the 2009 MLB First-Year Player Draft, but did not sign... Richard was later selected by Cleveland in the 23rd round of the 2012 draft
- Played against Christian Yelich in high school... Yelich attended rival Westlake High School
- Played his first three professional seasons (2009-11) as a catcher in the Cardinals organization
- Represented Israel in the 2023 World Baseball Classic

HIGH SCHOOL/COLLEGE

- Graduated from Agoura (CA) High School
- Named 2005 *Baseball America* Youth Player of the Year after his junior season, when he batted .456 with 6 HR and 25 RBI while going 5-3 with a 2.69 ERA
- Attended the University of Southern California, where he played both pitcher and catcher...hit .263 with 14 HR and 74 RBI over three seasons...also went 8-7 with a 3.38 ERA in 45 appearances (9 starts)
- Earned Pac-10 Conference honorable mention recognition in 2009
- Was college teammates with Minnesota LHP Danny Coulombe, Chicago-NL RHP Brad Boxberger and Nashville native RHP Andrew Triggs

STOCK

CAREER STATISTICS

YEAR	CLUB	W-L	ERA	G	GS	CG	SH	SV	IP	H	R	ER	HR	HB	BB	SO	WP
2012	Quad Cities	5-2	4.56	38	2	0	0	0	71.0	61	46	36	9	11	48	66	14
2013	Peoria	0-1	2.30	14	0	0	0	4	15.2	11	4	4	0	3	10	15	4
	Palm Beach	2-0	4.37	18	0	0	0	0	22.2	20	14	11	2	4	16	27	0
2014	Peoria	2-3	5.18	24	0	0	0	0	40.0	42	23	23	1	3	21	30	5
	Palm Beach	0-0	2.31	11	0	0	0	1	23.1	15	8	6	0	1	25	13	3
2015	GCL Pirates	0-0	0.00	2	0	0	0	0	3.0	2	0	0	0	0	1	2	1
	Bradenton	0-0	7.00	7	0	0	0	1	9.0	12	7	7	0	1	8	4	1
	Altoona	0-0	14.54	3	0	0	0	0	4.1	2	9	7	0	0	10	4	1
2017	Daytona	1-3	2.52	16	0	0	0	2	25.0	18	7	7	1	1	8	25	1
	Pensacola	8-2	2.98	25	0	0	0	0	45.1	39	16	15	0	1	21	36	3
2018	San Antonio	1-0	2.00	8	0	0	0	1	9.0	7	4	2	1	0	3	15	3
	El Paso	0-0	1.59	24	0	0	0	8	28.1	15	8	5	2	1	11	27	4
	SAN DIEGO	1-1	2.50	32	0	0	0	0	39.2	37	13	11	1	2	13	38	3
2019	AZL Padres 2	0-0	0.00	2	2	0	0	0	2.0	0	0	0	0	0	0	5	0
	El Paso	3-0	4.13	25	3	0	0	0	28.1	36	14	13	6	3	19	40	5
	SAN DIEGO	1-0	10.13	10	0	0	0	0	10.2	14	14	12	2	1	8	15	4
2020	BOSTON	0-1	4.73	10	0	0	0	0	13.1	16	9	7	0	0	10	14	3
2021	Iowa	0-3	4.12	9	2	0	0	0	19.2	17	10	9	4	1	4	25	0
	Syracuse	1-0	2.87	4	4	0	0	0	15.2	16	7	5	1	0	8	14	2
	CHICAGO-NL	0-1	11.25	1	1	0	0	0	4.0	4	5	5	1	1	6	3	1
	NEW YORK-NL	0-1	5.40	2	2	0	0	0	5.0	6	3	3	2	0	3	6	0
Major League Totals		2-4	4.71	55	3	0	0	0	72.2	77	44	38	6	4	40	76	11
Minor League Totals		23-14	3.73	230	13	0	0	17	362.1	313	177	150	27	30	213	348	47

2022

• Spent season with the Doosan Bears of the Korea Baseball Organization, where he went 9-10 with a 3.60 ERA in 29 starts...165.0 IP, 162 H, 87 R, 66 ER, 83 BB, 138 K

2021

• Went 0-2 with a 8.00 ERA in 3 starts with Chicago Cubs (1) and New York Mets (2)...9.0 IP, 10 H, 8 ER, 9 BB, 9 K
 • Went 1-3 with a 3.57 ERA in 13 games (6 starts) with Triple-A Iowa (9) and Triple-A Syracuse (4)...35.1 IP, 33 H, 17 R, 14 ER, 12 BB, 39 K

Robert Stock continued on page 106

Robert Stock continued

- Started season with Triple-A Iowa
- Made seven appearances out of the bullpen and went 0-2 with a 4.63 ERA (11.2 IP/6 ER)...made two starts in June and went 0-1 with a 3.38 ERA (8.0 IP/3 ER)
- Added to Chicago Cubs' roster on June 16 to make start that night at New York Mets (L, 4.0 IP, 4 H, 5 ER, 6 BB, 3 K)...optioned after game and designated for assignment on June 20
- Claimed off waivers by New York on June 22 and optioned to Syracuse
- Made two starts for Syracuse (0-0, 4.15 ERA) before being recalled to New York on July 6
- Made start vs. Milwaukee on July 7 (L, 4.0 IP, 4 H, 2 ER, 2 BB, 5 K) before returning to Syracuse the next day
- Recalled to New York on July 20...started that night (1.0 IP, 2 H, 1 ER, BB, K) before suffering season-ending right hamstring strain
- Elected free agency on October 29

2020

- Went 0-1 with a 4.73 ERA in 10 games with Boston...13.1 IP, 16 H, 9 R, 7 ER, 10 BB, 14 K
- Was with Philadelphia in spring training, but was optioned to their alternate site in Allentown, Penn. on July 13 and designated for assignment on July 23
- Claimed off waivers by Boston on July 27 and optioned to their alternate site in Pawtucket, RI
- Recalled and optioned multiple times throughout the season
- Designated for assignment on November 25 and claimed off waivers by Chicago Cubs on December 2

2019

- Went 1-0 with a 10.13 ERA in 10 games with San Diego...10.2 IP, 14 H, 14 R, 12 ER, 8 BB, 15 K
- Went 3-0 with a 3.86 ERA in 27 games (5 starts) with Triple-A El Paso (25) and Arizona League Padres 2 (2)...30.1 IP, 36 H, 14 R, 13 ER, 19 BB, 45 K
- Broke camp with San Diego and appeared in seven games (9.00 ERA) before being optioned to El Paso on April 14
- Returned to San Diego on June 29, appearing three times in four days before being placed on the IL with a right bicep strain on July 3
- Joined AZL Padres 2 on rehab assignment on August 10 (5.0 IP in 2 G)...returned to El Paso on August 16 and pitched once (1.0 IP, 2 H, 2 ER, BB, K)
- Moved to 60-Day IL on September 1, ending his season
- Claimed off waivers by Philadelphia on October 30

2018

- Went 1-1 with a 2.50 ERA in 32 games with San Diego...39.2 IP, 37 H, 13 R, 11 ER, 13 BB, 38 K
- Went 1-0 with a 1.69 ERA in 32 games with Triple-A El Paso (24) and Double-A San Antonio (8)...37.1 IP, 22 H, 12 R, 7 ER, 14 BB, 42 K
- Began season with San Antonio and went 1-0 with 2.00 ERA and one save before his promotion to El Paso on April 30
- Went 0-0 with a 1.93 ERA (23.1 IP/5 ER) in first 20 appearances with El Paso...successfully converted seven of eight save opportunities
- Added to San Diego's roster on June 24 and made MLB debut that night at San Francisco (1.0 IP, H, 2 K)...first strikeout was Alen Hanson
- Went 1-1 with a 1.08 ERA (16.2 IP/2 ER) in 11 appearances in August
- Earned first MLB win on August 30 vs. Colorado (3.0 IP, 2 H, BB)
- Did not allow a run in 15 games (20.1 IP) at PETCO Park

2017

- Went 9-5 with a 2.82 ERA in 41 games with Double-A Pensacola (25) and Advanced-A Daytona (16) in the Cincinnati Reds' organization...70.1 IP, 57 H, 23 R, 22 ER, 29 BB, 61 K
- Began season with Daytona...went 1-3 with a 2.52 ERA (25.0 IP/7 ER) and 2 saves before promotion to Pensacola on May 24
- Went 8-2 with a 2.98 ERA in 25 games with Pensacola
- Elected free agency on November 6 and signed by San Diego on November 27
- Played with the Charros de Jalisco of the Mexican Pacific Winter League during the offseason (1-1, 4.15 ERA, 9 SV in 19 G)

2016

- Played for the New Jersey Jackals of the Canadian-American Association
- Went 1-2 with a 2.85 ERA in 52 games...ranked sixth in the league in ERA (min. 60 IP)
- Locked down five saves as the Jackals posted the league's best record

2015

- Went 0-0 with a 7.71 ERA in 12 games with Double-A Altoona (3), Advanced-A Bradenton (7) and Gulf Coast League Pirates (2)...16.1 IP, 16 H, 16 R, 14 ER, 19 BB, 10 K

Robert Stock continued on page 107

Robert Stock continued

- Signed with Houston on March 16 but did not appear in a regular season game before being released on March 31
- Signed by Pittsburgh on May 4 before joining GCL Pirates on June 22
- Walked more hitters than he struck out in five of 12 appearances
- Elected free agency on November 6

2014

- Went 2-3 with a 4.12 ERA in 35 games with Advanced-A Palm Beach (11) and Single-A Peoria (24) of the St. Louis Cardinals organization...63.1 IP, 57 H, 31 R, 29 ER, 46 BB, 43 K
- Began season with Palm Beach...posted 1.47 ERA (18.1 IP/3 ER) in eight April games despite walking more hitters than he struck out (17 BB/10 K)

2013

- Went 2-1 with a 3.52 ERA in 32 games with Advanced-A Palm Beach (18) and Single-A Peoria (14)...38.1 IP, 31 H, 18 R, 15 ER, 26 BB, 42 K
- Posted 2.30 ERA in 14 games with Peoria before promotion to Palm Beach on July 7

2012

- Went 5-2 with a 4.56 ERA in 38 games (2 starts) with Single-A Quad Cities...71.0 IP, 61 H, 46 R, 36 ER, 48 BB, 66 K
- Was his first season as a full-time pitcher
- Made professional pitching debut on April 5 vs. Kane County (1.2 IP, 4 H, 5 R, 4 ER, BB, K)
- Picked up first professional win on April 17 vs. Clinton (1.2 IP, H, ER, 2 BB, K)
- Made first professional start on May 27 (G2) at Cedar Rapids (3.2 IP, 4 H, 4 ER, 2 BB)
- Placed on injured list from August 12-25

2009-2011

- Appeared in 187 games over three seasons as a catcher/designated hitter for Rookie-Level Johnson City (39 G), Single-A Quad Cities (106) and Advanced-A Palm Beach (42)
- Hit .241 (164-for-680) with 78 runs, 36 doubles, 3 triples, 10 home runs, 70 RBI, 75 walks, 112 strikeouts and 3 stolen bases

SINGLE-GAME CAREER BESTS

Innings: 6.0 (2x), Last - 7/13/21 w/ Syracuse vs. Rochester

Strikeouts: 8, 7/13/21 w/ Syracuse vs. Rochester

10+ K Games: None

Walks: 6 (2x), Last - 6/16/21 w/ Chicago-NL at New York-NL

Shutouts: None

Complete Games: None

Hits: 7, 6/29/14 (Game 1) w/ Peoria vs. Quad Cities

Runs: 5 (3x), Last - 6/16/21 w/ Chicago-NL at New York-NL

HR: 2 (2x), Last - 6/27/19 w/ El Paso vs. Sacramento

Winning Streak: 5 Games (3x), Last - 8/30/18 - 5/20/19 w/ San Diego and El Paso

Losing Streak: 6 Games, 9/1/20 - 7/7/21 w/ Boston, Iowa, Chicago-NL and New York-NL

PETER STRZELECKI • RHP



BATS: Right **THROWS:** Right **HEIGHT:** 6-2 **WEIGHT:** 216
BORN: October 24, 1994 in Valley Stream, NY
RESIDES: Boynton Beach, FL
OPENING DAY AGE: 28 **MLB SERVICE:** 0.081
ACQUIRED: Signed by Milwaukee as a free agent on June 13, 2018

PERSONAL

- Peter Joseph Strzelecki
- 5th professional season; all with Milwaukee
- Signed by Brewers scout Mike Burns

DID YOU KNOW?

- His brother Joseph was drafted by the Miami Marlins in the 34th round of the 2018 MLB Draft
- Collaborated with two boyhood friends, Ben Fagan and Dalton Scragg, to produce a line of apparel featuring his mantra, "ComPETE," with the goal of raising funds for St. Jude Children's Research Hospital

HIGH SCHOOL/COLLEGE

- Graduated from Santaluces High School (FL)
- Named Second Team All-Conference as a high school senior
- Also played basketball and football at Santaluces
- As a sophomore on at Palm Beach State College (FL) in 2015, went 1-2 with a 3.54 ERA
- Redshirted his junior year (2016) due to injury
- In two seasons at the University of South Florida, went 12-8 with a 3.33 ERA in 29 starts
- Graduated with degrees in criminology and communications
- Named the American Athletic Conference Pitcher of the Week twice (May 5, 2017 and April 14, 2018)
- Named to All-American Athletic Conference Second Team in 2017 and 2018

CAREER STATISTICS

YEAR	CLUB	W-L	ERA	G	GS	CG	SH	SV	IP	H	R	ER	HR	HB	BB	SO	WP
2018	AZL Brewers	0-0	4.50	2	0	0	0	0	2.0	3	2	1	0	1	0	3	0
	Helena	2-2	5.60	21	0	0	0	3	27.1	26	20	17	2	0	11	38	3
2019	Wisconsin	0-1	3.22	31	0	0	0	3	44.2	44	18	16	4	1	13	47	4
	Carolina	2-0	2.51	8	0	0	0	0	14.1	11	4	4	0	2	1	19	0
2021	Biloxi	0-2	3.45	36	0	0	0	1	47.0	42	19	18	5	4	17	65	1
	Nashville	0-0	3.60	4	0	0	0	0	5.0	4	2	2	1	0	1	6	0
2022	Nashville	4-0	2.84	27	0	0	0	3	31.2	18	10	10	4	2	10	50	1
	MILWAUKEE	2-1	2.83	30	0	0	0	1	35.0	28	13	11	2	1	15	40	0
Major League Totals		2-1	2.83	30	0	0	0	1	35.0	28	13	11	2	1	15	40	0
Minor League Totals		8-5	3.56	129	0	0	0	10	172.0	148	75	68	16	10	53	228	9

2022

- Went 2-1 with a 2.83 ERA in 30 games with Milwaukee...35.0 IP, 28 H, 13 R, 11 ER, 15 BB, 40 K
- Went 4-0 with a 2.84 ERA in 27 games with Nashville...31.2 IP, 18 H, 10 ER, 10 BB, 50 K
- Began the season on Nashville's Opening Day roster...was recalled/optioned multiple times throughout the season
- Went 1-0 with a 1.04 ERA (1 ER in 8.2 IP) in eight April appearances
- Made Major League debut on June 2 vs. San Diego, earning the win (2.0 IP, 2 H, 1 ER, 2 BB, 3 K)...first strikeout was Jose Azocar
- Did not allow a run in nine July games with Milwaukee (2) and Nashville (7)...10.0 IP, 3 H, 3 BB, 9 K
- With Nashville, held right-handed opponents to .136 batting average (8-for-59), compared to .208 (10-for-48) for left-handed hitters
- Went 3-0 with 1.69 ERA and .129 BAA at First Horizon Park (1-0, 5.23 ERA and .243 BAA on road)
- For Nashville, struck out 41.7% of batters faced, the highest rate in the International League (min. 30 IP)
- Converted 3 of 4 saves opportunities with Nashville and 1 of 3 with Milwaukee
- For Milwaukee, stranded six of nine inherited runners (66.7%)

2021

- Went 0-2 with a 3.46 ERA in 40 games with Nashville (4) and Double-A Biloxi (36)...52.0 IP, 46 H, 21 R, 20 ER, 18 BB, 71 K
- Led Double-A South in holds (8) and tied for fifth in appearances
- Began season with Biloxi...after going 0-2 with 7.11 ERA in first six appearances (May 5-19), posted 0.51 ERA over next 14 games (May 21-July 10)
- Struck out multiple hitters in 11 consecutive appearances from July 28-September 7
- Converted lone save of season on July 30 (G2) vs. Montgomery

Peter Strzelecki continued on page 109

Peter Strzelecki continued

- Promoted to Nashville on September 15...made Triple-A debut on September 17 at Gwinnett (1.0 IP, BB, K)
- Did not allow a run in the month of September (8.2 IP) between Biloxi (3 G) and Nashville (3 G)
- Held right-handed hitters to a .184 average (21-for-114) between Biloxi and Nashville

2020

- Did not play in affiliated baseball due to the COVID-19 pandemic

2019

- Went 2-1 with a 3.05 ERA in 39 games with Advanced-A Carolina (8) and Single-A Wisconsin (31)...59.0 IP, 55 H, 22 R, 20 ER, 14 BB, 66 K
- Began season with Wisconsin...did not allow a run in April (6 G, 7.0 IP)
- Promoted to Carolina on August 1
- Struck out six hitters on two occasions - June 15 at Quad Cities, and August 27 vs. Fayetteville
- Successfully converted all three save opportunities

2018

- Went 2-2 with a 5.52 ERA in 23 games with Rookie-Level Helena (21) and Arizona League Brewers Gold (2)...29.1 IP, 29 H, 22 R, 18 ER, 11 BB, 41 K
- Made professional debut with Arizona League Brewers Gold on June 19 at AZL Reds (0.2 IP, 2 H, 1 ER, 1 K)
- Promoted to Rookie-Level Helena on June 23

SINGLE-GAME CAREER BESTS

Innings: 7.0 (2x), Last - 6/25/22 w/ Nashville vs. Gwinnett
Strikeouts: 12, 6/12/21 w/ Biloxi vs. Mississippi
10+ K Games: 3, Last - 6/25/22 w/ Nashville vs. Gwinnett (10)
Walks: 6, 8/19/22 (Game 1) w/ Nashville at Jacksonville
Shutouts: None
Complete Games: None
Hits: 10, 9/7/22 w/ Nashville at Charlotte
Runs: 8, 9/7/22 w/ Nashville at Charlotte
HR: 2, 9/7/22 w/ Nashville at Charlotte
Winning Streak: 4 Games - 7/6/21 - 4/22/22 w/ Nashville
Losing Streak: 3 Games - 7/13 - 9/7/22 w/ Nashville



BRICE TURANG • INF



BATS: Left **THROWS:** Right **HEIGHT:** 6-0 **WEIGHT:** 176
BORN: November 21, 1999 in Placentia, CA
RESIDES: Corona, CA
OPENING DAY AGE: 23 **MLB SERVICE:** 0.000
ACQUIRED: Drafted by Milwaukee in the 1st Round (21st overall) of the 2018 First-Year Player Draft

PERSONAL

- Brice Craig Turang
- 5th professional season; all with Milwaukee
- Signed by Brewers scout Wynn Pelzer

DID YOU KNOW?

- His father, Brian, played for the Seattle Mariners in 1993 and 1994
- Mother played for Long Beach State University softball
- Has four sisters—all of whom played college athletics
- His brother-in-law, Tress Way, is a Pro Bowl punter for the Washington Commanders
- Enters the 2023 season as the fourth-best prospect in the organization according to *Baseball America* and the fifth-best prospect according to MLB Pipeline

HIGH SCHOOL/COLLEGE

- Graduated from Santiago (CA) High School
- Was committed to Louisiana State University prior to being drafted by Milwaukee
- Was named National Freshman of the Year by MaxPreps
- Named to the American Family Insurance ALL-USA Baseball First Team by USA TODAY

TURANG

CAREER STATISTICS

YEAR	CLUB	AVG	G	AB	R	H	2B	3B	HR	RBI	BB	SO	SB	CS	OBP	SLG
2018	AZL Brewers	.319	13	47	11	15	2	0	0	7	9	6	8	1	.421	.362
	Helena	.268	29	112	26	30	4	1	1	11	22	28	6	1	.385	.348
2019	Wisconsin	.287	82	303	57	87	13	4	2	31	49	54	21	4	.384	.376
	Carolina	.200	47	170	25	34	6	2	1	6	34	47	9	1	.338	.276
2021	Biloxi	.264	73	288	40	76	14	3	5	39	28	48	11	7	.329	.385
	Nashville	.245	44	143	19	35	7	0	1	14	32	35	9	2	.381	.315
2022	Nashville	.286	131	532	89	152	24	2	13	78	65	118	34	2	.360	.412
Minor League Totals		.269	419	1595	267	429	70	12	23	186	239	336	98	18	.362	.371

2022

- Played in 131 games with Nashville and hit .286 (152-for-532) with 89 runs, 24 doubles, 2 triples, 13 home runs, 78 RBI, 65 walks, 118 strikeouts and 34 stolen bases
- Named an MiLB.com Organization All-Star (Milwaukee)
- Named the Nashville Sounds Most Valuable Player
- Finished tied for the International League lead in hits and finished second in runs (89), sixth in stolen bases, eighth in walks, eighth in total bases (219) and 10th in batting average.
- Began the season on Nashville's Opening Day roster for the first time
- Led Nashville with 40 multi-hit games...also tallied 18 multi-RBI games
- Had a career-best 17-game hitting streak from July 16-August 10 where he hit .323 (21-for-65) with 18 runs, five doubles, four homers, 12 RBI, 13 walks and five stolen bases
- Reached base safely in 24 straight games from July 6-August 10
- Tallied an 11-game hitting streak from April 19-May 3
- Tied a Sounds franchise record with five hits in a 5-for-5 effort on April 22 vs. Charlotte (2 R, 2 2B, 3 RBI)
- Reached three times in Nashville's Opening Day win on April 5 vs. Durham, including a triple
- Had a career-best five RBI on August 19 at Jacksonville in game one of a doubleheader
- Stole three bases on August 21 at Jacksonville in game two of a doubleheader
- Hit walk-off single in the 11th inning to lead Sounds over Gwinnett on June 26
- Hit .335 (56-for-167) with 23 RBI and 20 walks in tie games
- Posted a .359 average (14-for-39) with eight RBI in the ninth inning or later

2021

- Played in 117 games with Nashville (44) and Double-A Biloxi (73) and hit .258 (111-for-431) with 59 runs, 21 doubles, 3 triples, 6 home runs, 53 RBI, 60 walks, 83 strikeouts and 20 stolen bases
- Began the season on Biloxi's Opening Day roster and played in 73 games before being transferred to Nashville on August 3
- Had 30 multi-hit games and 13 multi-RBI games

Brice Turang continued on page 111

Brice Turang continued

- Had a career-best 15-game hitting streak from May 26-June 11 with Biloxi when he hit .375 (24-for-64) with 12 runs, 4 doubles, 1 triple, 2 home runs, 12 RBI and 4 walks
- Set career-highs with 4 RBI on May 29 vs. Pensacola and August 5 vs. Toledo
- Reached safely in 17 consecutive games from August 27-September 18
- Hit .313 (31-for-99) with 17 runs, 8 doubles, 1 triple, 2 home runs and 16 RBI in 24 games in the month of June with Biloxi

2020

- Spent the season at the Milwaukee Brewers Alternate Training Site in Appleton, Wisconsin

2019

- Played in 129 games with Advanced-A Carolina (47) and Single-A Wisconsin (82) and hit .256 (121-for-473) with 82 runs, 19 doubles, 6 triples, 3 home runs, 37 RBI, 83 walks and 101 strikeouts
- Began the season with Wisconsin and played in 82 games prior to being promoted to Carolina on July 8
- Named a Midwest League Mid-Season All-Star
- Had 32 multi-hit games and 5 multi-RBI games
- Recorded a career-best 14-game hitting streak from April 14-28 when he hit .396 (21-for-53) with 12 runs, 6 doubles, 1 triple and 6 RBI
- Had a 12-game hitting streak from May 13-23 when he hit .404 (19-for-47) with 9 runs, 2 doubles, 1 triple, 1 home run and 7 RBI
- Was among Midwest League leaders in runs (57, 1st), hits (87, 3rd), stolen bases (21, 3rd) and walks (49, 4th) when he was promoted to the Carolina League
- Went 30-for-35 in stolen base attempts
- Entered the 2019 season as the fourth-best prospect in the organization according to *Baseball America*

2018

- Played in 42 games with Rookie-Level Helena and the Arizona League Brewers and hit .283 (45-for-159) with 37 runs, 6 doubles, 1 triple, 1 home run, 18 RBI, 31 walks and 34 strikeouts
- Began his professional career with the AZL Brewers and played in 13 games prior to being promoted to Helena
- Had 10 multi-hit games and 5 multi-RBI games
- Went 14-for-16 in stolen base attempts

SINGLE-GAME CAREER BESTS

Hits: 5, 4/22/22 w/ Nashville vs. Charlotte

RBI: 5, 8/19/22 (Game 1) w/ Nashville at Jacksonville

Runs: 3 (9x), Last – 8/21/22 (Game 1) w/ Nashville at Jacksonville

HR: 1 (23x), Last – 9/28/22 w/ Nashville vs. Memphis

GS: None

K: 3 (7x), Last – 9/9/22 w/ Nashville at Charlotte

BB: 3 (4x), Last – 7/30/22 w/ Nashville vs. Charlotte

SB: 3, 8/21/22 (Game 2) w/ Nashville at Jacksonville

Hit Streak: 17 Games, 7/16 – 8/10/22 w/ Nashville

JOSH VANMETER • IF



BATS: Left **THROWS:** Right **HEIGHT:** 5-11 **WEIGHT:** 198
BORN: March 10, 1995 in Ossian, IN
RESIDES: Fort Wayne, IN
OPENING DAY AGE: 28 **MLB SERVICE:** 3.047
ACQUIRED: Signed by Milwaukee as a free agent on January 9, 2023

PERSONAL

- Josh Michael VanMeter
- 11th professional season; 1st with Milwaukee
- Selected by San Diego in the fifth round of the 2013 First-Year Player Draft
- Signed by Padres scout Mark Conner

DID YOU KNOW?

- At the time of his initial promotion to the Major Leagues in 2019 was playing a game for Triple-A Louisville in his home state of Indiana against Indianapolis.....after not being able to reach his parents right away, his younger sister, Carlie, drove to their house around midnight, woke them up, and delivered the good news

HIGH SCHOOL/COLLEGE

- Graduated from Norwell High School (Ossian, IN)
- Ranked the No. 1 shortstop in the state by *Baseball America*
- Committed to play baseball at Indiana University before his draft selection

CAREER STATISTICS

YEAR	CLUB	AVG	G	AB	R	H	2B	3B	HR	RBI	BB	SO	SB	CS	OBP	SLG
2013	AZL Padres	.278	44	158	33	44	7	2	0	16	24	25	10	4	.378	.348
2014	Fort Wayne	.254	116	421	49	107	24	0	3	39	34	87	8	4	.311	.333
2015	AZL Padres	.727	3	11	3	8	2	1	0	0	0	1	0	1	.727	1.091
	Fort Wayne	.250	25	96	13	24	4	0	0	3	13	12	1	1	.339	.292
2016	Lake Elsinore	.267	95	348	51	93	21	2	12	51	48	64	9	2	.355	.443
	San Antonio	.198	29	106	10	21	2	0	2	5	7	18	2	2	.248	.274
2017	Pensacola	.255	132	475	45	121	29	1	5	54	53	100	15	3	.326	.352
2018	Pensacola	.284	30	95	13	27	10	0	1	14	23	19	5	2	.420	.421
	Louisville	.253	98	332	40	84	25	6	11	45	28	73	5	3	.309	.464
2019	Louisville	.348	49	181	43	63	14	1	14	43	24	37	8	3	.429	.669
	CINCINNATI	.237	95	228	33	54	13	1	8	23	29	56	9	3	.327	.408
2020	CINCINNATI	.059	14	34	3	2	1	0	1	1	3	16	1	0	.158	.176
	ARIZONA	.194	12	36	6	7	2	0	1	5	4	8	0	0	.293	.333
2021	Reno	.388	19	67	23	26	6	0	9	20	23	21	1	0	.538	.881
	ARIZONA	.212	112	274	26	58	17	2	6	36	33	83	3	2	.297	.354
2022	Indianapolis	.161	9	31	6	5	2	0	1	3	7	10	0	1	.316	.323
	PITTSBURGH	.187	67	171	15	32	5	2	3	14	19	45	4	0	.266	.292
Major League Totals		.206	300	743	83	153	38	5	19	79	88	208	17	5	.293	.347
Minor League Totals		.268	649	2321	329	623	146	13	58	293	284	467	64	26	.348	.417

2022

- Played in 67 games with Pittsburgh and hit .187 (32-for-171) with 15 runs, 5 doubles, 2 triples, 3 home runs, 14 RBI, 19 walks, 45 strikeouts and 4 stolen bases
- Played in 9 games with Triple-A Indianapolis and hit .161 (5-for-31) with 6 runs, 2 doubles, 1 home run, 3 RBI, 7 walks and 10 strikeouts
- Designated for assignment by Arizona on March 27...traded to Pittsburgh on April 1 in exchange for RHP Lister Sosa
- His only professional appearance as a catcher came on May 7 at Cincinnati-G1 (caught the eighth inning) after starter Roberto Pérez was injured and backup Andrew Knapp was previously ejected.....was his first time catching since high school
- Made first pitching appearance of MLB career on May 22 vs. St. Louis (1.0 IP, 4 H, 5 ER, 2 HR, BB)
- Made two more appearances on the mound in July - July 1 vs. Milwaukee (1.0 IP, 3 H, 2 ER, 1 HR) and July 6 vs. New York Yankees (1.0 IP, 8 H, 6 ER, 2 HR, BB)
- Finished the season with a 39.00 ERA...Pittsburgh lost those three games by a combined 47 runs
- Slashed .214/.280/.357 in 35 games with Pittsburgh before suffering left ring finger fracture on June 2... placed on IL on June 3
- Joined Indianapolis on June 21 for rehab assignment...hit .111 (2-for-18, 3 R, RBI, 4 BB, 5 K) over five games before returning to Pittsburgh on June 27

Josh VanMeter continued on page 113



Josh VanMeter continued

- In 17 July games, hit just .081 (3-for-37, 3 R, 2 2B, 2 RBI, 8 BB, 10 K)
- Designated for assignment on September 7 and outrighted to Indianapolis on September 10
- Made just four more appearances for Indianapolis before being placed on Developmental List on September 20, ending his season...hit .231 (3-for-13, 3 R, 2 2B, HR, 2 RBI, 3 BB, 5 K) over final four games
- Elected free agency on October 6

2021

- Played in 112 games with Arizona and hit .212 (58-for-274) with 26 runs, 17 doubles, 2 triples, 6 home runs, 36 RBI, 33 walks, 83 strikeouts and 3 stolen bases
- Made first Opening Day roster of career
- Reached base a career-high five times on April 11 vs. Cincinnati (1B, 2B, 3 BB)
- Knocked his first career home run off a lefty on April 21 at Cincinnati – a game-tying three-run shot in the ninth inning
- Hit .159 (11-for-69) in first 37 games before being sent to Reno on May 23
- Named Triple-A West Player of the Week for June 14-20 after hitting .524 (11-for-21) with 10 runs, 2 doubles, 6 home runs, 12 RBI, 7 walks and 5 strikeouts in five games
- Recalled by Arizona on June 20 and hit .229 (47-for-205) over final 75 games
- Knocked his first career walk-off home run in the season finale on October 3 vs. Colorado
- Batted .326 (14-for-43) vs. left-handers after hitting .182 in 2020
- Led the team with 33 pinch-hit at-bats...batted .061 (2-for-33) with .316 OPS
- Batted .333 (18-for-54) with runners in scoring position
- 25 of his 58 hits (43.1%) went for extra bases

2020

- Combined to hit .129 (9-for-70) with 9 runs, 3 doubles, 2 home runs, 6 RBI, 7 walks, 24 strikeouts and 1 stolen base in 26 games between Cincinnati (14) and Arizona (12)
- Started season with Cincinnati and hit .059 (2-for-34) with 1 double, 1 home run, and 1 RBI
- Knocked his first career pinch-hit home run on August 12 vs. Kansas City
- Optioned to Cincinnati's Alternate Training Site in Mason, OH on August 6 and August 22
- Traded to Arizona on August 31 along with OF Stuart Fairchild in exchange for RHP Archie Bradley and cash considerations
- Returned from Arizona's Alternate Training Site in Scottsdale, AZ on September 9...hit .194 (7-for-36) with a .626 OPS over final 12 games

2019

- Played in 95 games with Cincinnati and hit .237 (54-for-228) with 33 runs, 13 doubles, 1 triple, 8 home runs, 23 RBI, 29 walks, 56 strikeouts and 9 stolen bases
- Played in 49 games with Triple-A Louisville and hit .348 (63-for-181) with 43 runs, 14 doubles, 1 triple, 14 home runs, 43 RBI, 24 walks, 37 strikeouts and 8 stolen bases
- Began season with Louisville, where he slashed .336/.431/.736 over his first 30 games
- Had five-hit game on April 26 vs. Norfolk (5-for-6, 3 R, 2 HR, 3 RBI, K)
- Had three-homer, eight-RBI game on April 29 at Toledo (4-for-5, 4 R, BB)...knocked three-run homer in 2nd inning, grand slam in the 5th, and a solo shot in the 9th
- Named International League Player of the Month for April, slashing .358/.446/.758 (34-for-95) with 24 runs, 5 doubles, 11 home runs, 28 RBI, 14 walks, 21 strikeouts and 4 stolen bases
- Selected from Louisville on May 5 and made his Major League debut that night, drawing a walk and stealing a base as a pinch-hitter
- Drove in his first career RBI the next afternoon vs. San Francisco on a pinch-hit, bases-loaded hit by pitch against ambidextrous pitcher Pat Venditte
- Picked up his first Major League hit on May 8 at Oakland, a second-inning single
- Smashed his first Major League homer in the seventh inning of the July 20 contest vs. St. Louis – a go-ahead two-run shot against RHP Miles Mikolas
- Homered in three straight games from July 24-27, including a 463-foot homer off RHP Jhoulys Chacin of Milwaukee on July 24 – the longest home run by a Red during the 2019 season
- Led the ballclub (min. 40 PA) in OBP (.500) and SLG (.833) in the month of July
- Slashed .199/.278/.344 (30-for-151) over August and September (final 52 games)

2018

- Played in 128 games between Double-A Pensacola (30) and Triple-A Louisville (98), combining to hit .260 (111-for-427) with 53 runs, 35 doubles, 6 triples, 12 home runs, 59 RBI, 51 walks, 92 strikeouts and 10 stolen bases
- Began season with Pensacola, hitting .284 (27-for-95) with nine multi-hit games over 30 contests...promoted to Louisville on May 9
- Had multiple hits in four consecutive contests from August 19-23, batting .625 (10-for-16, 3 R, 4 2B, 1 3B, 1 HR, 6 RBI, 1 K) over the stretch
- Compiled a season-high nine-game hit streak from August 19-28, batting .444 (16-for-36, 8 R, 7 2B, 2 3B, 2 HR, 11 RBI, 2 BB, 3 K) over the stretch

Josh VanMeter continued on page 114

Josh VanMeter continued

2017

- Played in 132 games with Double-A Pensacola and hit .255 (121-for-475) with 45 runs, 29 doubles, 1 triple, 5 home runs, 54 RBI, 53 walks, 100 strikeouts and 15 stolen bases
- Named a Southern League Mid-Season All-Star
- Strung together a nine-game hit streak from June 18 (G2)-July 1, batting .412 (14-for-34) with seven extra-base hits (4 2B, 1 3B, 2 HR) and 7 RBI over the stretch...included homers on consecutive nights (6/30-7/1) vs. Montgomery
- Ranked among Southern League leaders in doubles (T-6th)
- Hit .341 (15-for-44) in the ninth inning or later

2016

- Played in 124 games between Advanced-A Lake Elsinore (95) and Double-A San Antonio (29), combining to hit .251 (114-for-454) with 61 runs, 23 doubles, 2 triples, 14 home runs, 56 RBI, 55 walks, 82 strikeouts and 11 stolen bases
- Named an MiLB.com Organization All-Star (San Diego)
- Named a California League Mid-Season All-Star
- Posted 27 multi-hit games, including 7 games of three or more hits, and 14 multi-RBI games
- Traded to Cincinnati as a player to be named later in exchange for C Luis Torrens on December 9

2015

- Played in 28 games between Arizona League Padres (3) and Single-A Fort Wayne (25), combining to hit .299 (32-for-107) with 16 runs, 6 doubles, 1 triple, 0 home runs, 13 walks, 13 strikeouts and 1 stolen base
- Started season in Class-A Fort Wayne, where he appeared in just two games before suffering a left fibula fracture...Placed on DL on April 14, where he remained for four months
- Began rehab assignment with AZL Padres on August 7...in three games, batted .727 (8-for-11) with 3 runs, 2 doubles, 1 triple and 1 strikeout...returned to Fort Wayne on August 11
- Posted 11 multi-hit games and 1 multi-RBI game

2014

- Played in 116 games with Single-A Fort Wayne and hit .254 (107-for-421) with 49 runs, 24 doubles, 3 home runs, 39 RBI, 34 walks, 87 strikeouts and 8 stolen bases
- Posted 30 multi-hit games and 8 multi-RBI games

2013

- Played in 44 games with Arizona League Padres and hit .278 (44-for-158) with 33 runs, 7 doubles, 2 triples, 16 RBI, 24 walks, 25 strikeouts and 10 stolen bases
- Ranked seventh in the AZL in runs and walks

SINGLE-GAME CAREER BESTS

Hits: 5, 4/26/19 w/ Louisville vs. Norfolk

RBI: 8, 4/29/19 w/ Louisville at Toledo

Runs: 4, 4/29/19 w/ Louisville at Toledo

HR: 3, 4/29/19 w/ Louisville at Toledo

GS: 1, 4/29/19 w/ Louisville at Toledo

K: 3 (22x), Last - 9/17/22 w/ Indianapolis vs. Toledo

BB: 4 (3x), Last - 6/14/21 w/ Reno at Las Vegas

SB: 2 (7x), Last - 9/12/19 w/ Cincinnati at Seattle

Hit Streak: 12 Games, 6/7 - 6/27/16 w/ Lake Elsinore

THYAGO VIEIRA • RHP



BATS: Right **THROWS:** Right **HEIGHT:** 6-3 **WEIGHT:** 265
BORN: January 7, 1993 in Sao Paulo, Brazil
RESIDES: Sao Paulo, Brazil
OPENING DAY AGE: 30 **MLB SERVICE:** 0.084
ACQUIRED: Signed by Milwaukee as a free agent on
 January 12, 2023

PERSONAL

- Thyago Lucio Vieira
- 13th professional season; 1st with Milwaukee
- Signed by Seattle as an international free agent on September 21, 2010
- Signed by Mariners scouts Emilio Carrasquel and Hide Sueyoshi

DID YOU KNOW?

- Represented Brazil in the 2012 and 2016 World Baseball Classic qualification rounds, tossing 2.2 shutout frames and securing two saves over three appearances
- Holds the Nippon Professional Baseball record for fastest pitch (103.1 mph), set on August 13, 2021... previous record was 102.5 mph, shared by Shohei Ohtani and Robert Corniel
- Is one of two Brazilian pitchers in MLB history to record save (also Luiz Gohara, Atlanta)
- Making first appearance in affiliated baseball since 2019
- Was invited to Milwaukee's Major League spring training as a non-roster player

VIEIRA

CAREER STATISTICS

YEAR	CLUB	W-L	ERA	G	GS	CG	SH	SV	IP	H	R	ER	HR	HB	BB	SO	WP
2011	VSL Mariners	2-0	4.00	12	2	0	0	0	18.0	20	11	8	0	1	22	8	8
2012	VSL Mariners	3-5	6.05	13	13	0	0	0	55.0	67	40	37	2	12	17	35	12
2013	Everett	4-5	3.84	14	13	0	0	0	68.0	60	30	29	2	16	34	51	8
2014	Clinton	1-1	5.23	13	0	0	0	1	20.2	16	12	12	1	2	14	23	4
2015	Clinton	1-4	6.97	22	0	0	0	0	31.0	35	32	24	2	4	20	22	9
2016	Bakersfield	1-0	2.84	34	0	0	0	8	44.1	37	19	14	1	2	18	53	9
2017	Arkansas	2-3	3.72	29	0	0	0	2	36.1	30	18	15	1	2	15	35	4
	Tacoma	0-1	4.58	12	0	0	0	2	17.2	18	9	9	1	1	7	11	8
	SEATTLE	0-0	0.00	1	0	0	0	0	1.0	0	0	0	0	0	0	1	0
2018	Charlotte	0-4	5.05	36	0	0	0	6	41.0	40	25	23	2	4	24	50	13
	CHICAGO-AL	1-1	7.13	16	0	0	0	1	17.2	21	14	14	4	3	9	15	6
2019	Charlotte	6-4	5.70	39	0	0	0	8	47.1	53	33	30	7	4	22	51	5
	CHICAGO-AL	1-0	9.00	6	0	0	0	0	7.0	11	8	7	0	0	5	8	0
Major League Totals		2-1	7.36	23	0	0	0	1	25.2	32	22	21	4	3	14	24	6
Minor League Totals		20-27	4.77	224	28	0	0	27	379.1	376	229	201	19	48	193	339	80

2022

- Pitched for Japan's Yomiuri Giants, splitting 29 games between the major league Central League (9) and minor league Eastern League (20)
- In the Central League, went 0-2 with a 9.82 ERA...7.1 IP, 9 H, 9 R, 8 ER, 8 BB, 8 K
- In the Eastern League, went 0-0 with a 0.90 ERA and 2 saves...20.0 IP, 12 H, 2 R, 2 ER, 7 BB, 28 K

2021

- Pitched for Japan's Yomiuri Giants, splitting 59 games between the Central League (56) and Eastern League (3)
- In the Central League, went 0-3 with a 2.93 ERA...55.1 IP, 38 H, 18 R, 18 ER, 26 BB, 64 K
- Ranked among Central League leaders in saves (6th, 19)
- Named a Central League All-Star
- In the Eastern League, tossed 3.0 scoreless frames and earned a save...2 H, 1 BB, 4 K

2020

- Joined the Yomiuri Giants of Japan's Nippon Professional Baseball, splitting time between the Central League (27) and Eastern League (16)
- In the Central League, went 0-1 with a 3.28 ERA...24.2 IP, 27 H, 9 R, 9 ER, 17 BB, 29 K
- In the Eastern League, went 0-0 with a 1.76 ERA and 5 saves...15.1 IP, 10 H, 3 R, 3 ER, 2 BB, 17 K
- Appeared in the Japan Series for the Giants, holding the Fukuoka SoftBank Hawks scoreless over two appearances...3.2 IP, 1 H, 1 BB, 3 K

Thyago Vieira continued on page 116

Thyago Vieira continued

2019

- Went 1-0 with a 9.00 ERA in 6 games with Chicago White Sox...7.0 IP, 11 H, 8 R, 7 ER, 5 BB, 8 K
- Went 6-4 with a 5.70 ERA in 39 games with Triple-A Charlotte...47.1 IP, 53 H, 33 R, 30 ER, 22 BB, 51 K
- Began the season on Charlotte's Opening Day roster, but was recalled by Chicago four times over the season
- In first three appearances with Chicago, went 1-0 with 2.08 ERA (1 ER/4.1 IP), but posted 20.25 ERA (2.2 IP/6 ER) over next three appearances
- Did not allow an earned run in six consecutive appearances with Charlotte from July 4-20
- On July 29 at Norfolk, recorded a 2.0-inning save, striking out a season-high five hitters
- Led Charlotte with eight saves and limited right-handed opponents to a .240 average (25-for-104)
- Released by Chicago on December 2

2018

- Went 1-1 with a 7.13 ERA in 16 games with Chicago White Sox...17.2 IP, 21 H, 14 R, 14 ER, 9 BB, 15 K
- Went 0-4 with a 5.05 ERA in 36 games with Triple-A Charlotte...41.0 IP, 40 H, 25 R, 23 ER, 24 BB, 50 K
- Began the season on Charlotte's Opening Day roster, but had two stints on Chicago's roster (June 22-23 and July 27-end of season)
- Made White Sox debut on July 27 vs. Toronto, allowing two runs in 0.2 innings
- Earned his first Major League save on August 4 at Tampa Bay (1.0 IP, BB, 2 K)
- Recorded his first career hold on August 19 vs. Kansas City, tossing 0.1 scoreless frames
- Earned his first win on August 24 at Detroit, retiring one batter on two pitches
- Suffered his first loss on August 30 at Boston after allowing a career-high five runs on four hits over 0.2 IP
- Limited righties to a .198 (17-for-86) average with Charlotte
- Named an International League Mid-Season All-Star
- Began the season rated by *Baseball America* as the 20th-best prospect in the White Sox organization

2017

- Went 2-4 with a 4.00 ERA in 41 games with Triple-A Tacoma (12) and Double-A Arkansas (29)...54.0 IP, 48 H, 27 R, 24 ER, 22 BB, 46 K
- Named to the World roster for the Futures Game...pitched 0.2 innings (H, BB, SO)
- Made Major League debut for Seattle on August 14, tossing a perfect ninth and recording his first career strikeout (Joey Rickard)...optioned on August 15
- Traded by the Mariners to the White Sox on November 16 in exchange for international signing pool money

2016

- Went 1-0 with a 2.84 ERA in 34 games with Advanced-A Bakersfield, converting all eight of his save opportunities...44.1 IP, 37 H, 19 R, 14 ER, 18 BB, 53 K
- Tied for ninth in the California League in saves
- Limited opponents to a .222 (37-for-167) average and one home run ... righties batted .206 (20-97), while lefties hit .243 (17-70)
- Went 1-0 with a 0.98 ERA (36.2 IP/4 ER) over his last 28 games of the season
- Appeared in five games with Peoria of the Arizona Fall League, going 0-1 with a 3.38 ERA (5.1 IP/2 ER)

2015

- Went 1-4 with a 6.97 ERA in 22 games with Single-A Clinton...31.0 IP, 35 H, 32 R, 24 ER, 20 BB, 22 K
- Went 1-0 with a 1.23 ERA (7.1 IP/1 ER) in first five outings, but 0-4 with an 8.75 ERA in his final 17

2014

- Appeared in 13 games with Clinton (1-1, 5.23 ERA) before suffering a right elbow strain and missing the remainder of the season
- Held opponents scoreless in nine of his 13 appearances, including a season-high 10.1 scoreless inning streak from May 4-18
- Allowed a season-high five runs on two hits over 0.1 inning on June 8 vs. Wisconsin...was placed on the disabled list the next day
- Was first season as a full-time reliever...had 28 starts over previous 39 career appearances

2013

- Went 4-5 with a 3.84 ERA in 14 games (13 starts) with Short-Season Everett
- Went 2-0 with a 0.52 ERA (17.1 IP/1 ER) and .113 (6-for-53) opponents average over three June starts, and 1-2 with a 1.80 ERA (30.0 IP/6 ER) and .208 (22-for-106) opponents average over six starts in August

2012

- Went 3-5 with a 6.05 ERA over 13 starts with the Venezuelan Summer League Mariners
- Recorded first quality start of career on June 19 vs. VSL Phillies (W, 6.0 IP, 3 H, 2 ER, 2 BB)
- Went 3-0 with a 3.00 ERA (21.0 IP/7 ER) over a four-start stretch from June 19-July 6

Thyago Vieira continued on page 117

Thyago Vieira continued

2011

- Went 2-0 with a 4.00 ERA over 12 games (2 starts) with the VSL Mariners
- Made his professional debut on May 21 at VSL Tigers (1.0 IP, 1 H, 1 ER, 2 BB, 2 K)
- Went 2-0 with a 1.42 ERA (1 ER/6.1 IP) over five appearances (one start) in June
- Made first career start on June 22 vs. VSL Tigers (1.2 IP, 1 H, 2 R, 1 ER, 4 BB, 1 K)

SINGLE-GAME CAREER BESTS

Innings: 6.2, 6/22/13 (Game 1) w/ Everett vs. Hillsboro

Strikeouts: 7, 8/1/13 w/ Everett vs. Boise

10+ K Games: None

Walks: 5 (3x), Last - 8/9/13 w/ Everett at Salem-Keizer

Shutouts: None

Complete Games: None

Hits: 10, 7/22/13 w/ Everett at Boise

Runs: 8, 7/27/13 w/ Everett at Hillsboro

HR: 2, 8/6/18 w/ Chicago-AL vs. New York-AL


Winning Streak: 3 Games (2x), Last - 4/9 - 5/1/19 w/ Charlotte

Losing Streak: 7 Games, 6/16/17 - 7/16/18 w/ Arkansas, Tacoma, Seattle and Charlotte

SOUND BYTES - HIT BY PITCH CITY

May 5, 2019 will go into the Pacific Coast League record book for the Sounds. In an 11-2 loss to Memphis at First Tennessee Park, Nashville pitchers matched a league record by hitting five batters. Right-hander Yoel Espinal hit four batters and Joe Kuzia hit one. It's the fifth time in league history a team has hit five opposing batters, and the first since Oklahoma City vs. New Orleans on May 4, 2015.

LUKE VOIT • 1B



BATS: Right **THROWS:** Right **HEIGHT:** 6-2 **WEIGHT:** 258
BORN: February 13, 1991 in Wildwood, MO
RESIDES: Nashville, TN
OPENING DAY AGE: 32 **MLB SERVICE:** 4.169
ACQUIRED: Signed by Milwaukee as a free agent on February 21, 2023

PERSONAL

- Louis Linwood Voit III
- 11th professional season; 1st with Milwaukee
- Selected by St. Louis in the 22nd round of the 2013 First-Year Player Draft
- Signed by Cardinals scout Jared Odom

DID YOU KNOW?

- Wore No. 59 with the Yankees in honor of his brother, John, who wore the number when he played collegiate football at the United States Military Academy at West Point and served as team captain
- Was presented with the Thurmon Munson Award in February 2021, which recognizes success and inspiration on the field and community spirit off
- Played alongside Colorado Rockies right-hander Pierce Johnson at Missouri State
- Was invited to Milwaukee's Major League spring training as a non-roster player

HIGH SCHOOL/COLLEGE

- Graduated from Lafayette High School (MO), also the alma mater of Major Leaguers David Freese and Ryan Howard
- Was a four-year starter for the Lancers, playing the infield for three years before moving to catcher his senior year
- Batted .486 and slugged .892 as a high school senior, earning first team all-state honors
- Initially drafted by Kansas City in the 32nd round of the 2009 First-Year Player Draft, but did not sign, instead choosing to attend Missouri State University
- Played four seasons with the Bears and was a member of the 2012 team that qualified for an NCAA Regional
- Named to All-MVC Second Team twice (2011, 2012) and Honorable Mention All-MVC once (2013)
- Named to NCBWA Johnny Bench Award Watch List in 2012
- In senior season at Missouri State in 2013, had 25:23 walk/strikeout ratio
- In 171 games over final three seasons with Missouri State, slashed .295/.373/.426 with 14 home runs, 112 RBI, and 23 stolen bases

CAREER STATISTICS

YEAR	CLUB	AVG	G	AB	R	H	2B	3B	HR	RBI	BB	SO	SB	CS	OBP	SLG
2013	State College	.242	46	149	14	36	7	0	2	16	21	29	1	0	.356	.329
2014	Palm Beach	.276	93	351	57	97	21	5	9	52	32	79	1	1	.342	.442
2015	Palm Beach	.273	130	462	52	126	18	5	11	77	63	104	2	0	.360	.405
2016	Springfield	.297	134	482	70	143	20	5	19	74	52	83	1	2	.372	.477
2017	Memphis	.327	74	269	35	88	23	1	13	50	29	53	1	1	.407	.565
	ST. LOUIS	.246	62	114	18	28	9	0	4	18	7	31	0	0	.306	.430
2018	Springfield	.333	2	6	1	2	0	0	1	1	1	0	0	0	.429	.833
	Memphis	.299	67	234	35	70	16	2	9	36	31	49	0	1	.391	.500
	Scranton/WB	.310	9	29	2	9	2	0	1	3	3	7	0	0	.375	.483
	ST. LOUIS	.182	8	11	2	2	0	0	1	3	2	4	0	0	.308	.455
	NEW YORK-AL	.333	39	132	28	44	5	0	14	33	15	39	0	0	.405	.689
2019	Scranton/WB	.471	4	17	5	8	2	0	2	4	2	2	0	0	.526	.941
	NEW YORK-AL	.263	118	429	72	113	21	1	21	62	71	142	0	0	.378	.464
2020	NEW YORK-AL	.277	56	213	41	59	5	0	22	52	17	54	0	0	.338	.610
2021	Somerset	.438	5	16	4	7	1	0	2	6	1	5	0	0	.471	.875
	Scranton/WB	.344	9	32	8	11	3	0	4	9	3	8	0	0	.417	.813
	NEW YORK-AL	.239	68	213	26	51	7	1	11	35	21	74	0	0	.328	.437
2022	El Paso	.000	5	18	1	0	0	0	0	0	2	12	0	0	.100	.000
	SAN DIEGO	.225	82	298	38	67	18	0	13	48	39	110	1	1	.317	.416
	WASHINGTON	.228	53	202	17	46	4	0	9	21	16	69	0	0	.295	.381
Major League Totals		.254	486	1612	242	410	69	2	95	272	188	523	1	1	.324	.476
Minor League Totals		.289	578	2065	284	597	113	18	73	327	240	431	6	5	.370	.467

2022

- Played in 135 games between San Diego (82) and Washington (53) and hit .226 (113-for-500) with 55 runs, 22 doubles, 22 home runs, 69 RBI, 55 walks, 179 strikeouts and 1 stolen base
- Was traded from New York to San Diego in exchange for RHP Justin Lange during spring training

Luke Voit continued on page 119

Luke Voit continued

- His 22 doubles set career-high, while his 22 home runs matched career-high (22 in 2020)
- Snagged his first MLB career stolen base on April 12 at San Francisco, stealing second in the 2nd inning
- Worked a Major League-leading 8 walks through first five games of the season (April 7-11), including career-high tying 3 walks on April 10, but drew just two walks over remainder of April
- Suffered a biceps injury on April 23, remaining on the bench until starting a rehab assignment with Triple-A El Paso on May 3
- Did not record a hit in five rehab games with El Paso (0-for-18, R, 2 BB, 12 SO) before returning to San Diego on May 10
- Recorded fifth multi-homer game of career on May 11 at Chicago Cubs (3-for-5, 3 runs, 2 RBI)
- Posted a 19-game on-base streak from July 15-August 9, tied for the second-longest active MLB streak at the time
- Dealt to Washington on August 2 as part of blockbuster trade that sent Juan Soto and Josh Bell to San Diego
- Ranked 18th in MLB (10th in NL) with a 37.9% hard hit rate, per FanGraphs.com

2021

- Played in 68 games with New York Yankees and hit .239 (51-for-213) with 26 runs, 7 doubles, 1 triple, 11 home runs, 35 RBI, 21 walks, and 74 strikeouts
- Combined to miss 82 games across four stints on the injured list (March 29-May 10, May 26-June 22, July 13-August 8 and September 30-end of season)
- Missed the first 34 games of the season (March 29-May 10) on the 10-day IL with a left knee medial meniscus injury after having surgery on March 29
- Batted .389 (7-for-18) with 5 runs, 2 doubles, 3 home runs, 6 RBI, and 3 walks in 5 games while on a rehab assignment with Triple-A Scranton/Wilkes-Barre before returning to New York on May 11
- Returned to 10-day IL with a right oblique strain on May 27 (retro May 26), missing 23 games
- Batted .421/.450/.842 (8-for-19) with 5 runs, 2 doubles, 2 home runs, 7 RBI and 1 walk in six games while on rehab assignment with Scranton/Wilkes-Barre and Double-A Somerset
- Returned to New York and reinstated on June 22, hitting two home runs in his first three games back
- Knocked a walk-off single in the 9th inning on June 23 vs. KC, the first walk-off hit and second walk-off plate appearance of his career
- Named the AL Player of the Week for August 16-22 after slashing .476/.522/.905 (10-for-21) with 3 2B, 2 HR, 11 RBI and 5 runs scored in 6 games
- Ranked among MLB leaders in RBI (T-1st, 11), average (3rd, .476), slugging (3rd, .905), on-base percentage (T-3rd, .522), and OPS (3rd, 1.427) over the six-game span
- 10 of his final 17 hits went for extra bases (4 2B, 6 HR)
- Placed on IL on September 30 with left knee inflammation, ending his season
- Did not appear in the AL Wild Card Game vs. Boston

2020

- Hit a Major League-leading 22 home runs and batted .277 (59-for-213) with 41 runs, 5 doubles, 52 RBI, 17 walks and 54 strikeouts in 56 games with New York-AL
- Was the 8th Yankee (18th time) to lead the Majors in home runs (outright or tied)
- Finished 9th in AL MVP voting, collecting 85 points and appearing on 27 of 30 ballots
- His 22 home runs set a career high (previously 21 in 2019)
- Became the third player in MLB history to hit at least 20 HR in a season despite playing fewer than 60 games (Gary Sanchez, 2016 and Matt Olson, 2017)
- Also ranked among American League leaders in RBI (2nd), slugging (2nd, .610), runs (T-4th), and OPS (6th, .948)
- Led the Major Leagues with 16 home runs at home
- Hit his first career grand slam in first inning of contest at Baltimore on July 30
- Reached base safely multiple times in five straight games from August 8-14, batting .389/.476/.611 (7-for-18)
- Had 8 home runs over a 12-game span from August 17-31, and homered in five straight games (August 17-26; G1), hitting 6 home runs total over the career-best streak
- Batted in leadoff spot for the first time in his career on August 18 vs. Tampa Bay, finishing 1-for-3 with a home run (2 RBI, BB, R)
- Hit the first leadoff, “walk-off” sacrifice fly in Major League history on September 12 vs. Baltimore, his first career “walk-off” plate appearance
- Hit .200 (5-for-25) in seven Postseason games (5 R, 3 2B, 1 HR, 2 RBI, 4 BB)

2019

- Hit .263 (113-for-429) with 72 runs, 21 doubles, 1 triple, 21 home runs, 62 RBI, 71 walks and 142 strikeouts in 118 games with the Yankees in his first full season at the ML level
- Made his first career Opening Day roster, hitting a 3-run HR in the 1st inning and finishing 1-for-1 with 4 RBI and 2 walks
- Had a career-best 42-game on-base streak from September 19, 2018-May 3, 2019 (.316/.416/.658), tying Mark Teixeira (June/July 2010) for the longest streak by a Yankee since 2005

Luke Voit continued on page 120

Luke Voit continued

- Reached base in 31 straight games to start the season, slashing .278/.399/.539 over the stretch
- Had a career-best 13-game hitting streak from April 13-26, batting .367 (18-for-49)
- Named AL Player of the Week for April 22-28 after slashing .433/.528/.867 over seven games (10 R, 1 2B, 4 HR, 10 RBI, and 5 BB)
- Stretch included four multi-hit games (3 three-hit games) and a two home run performance at Los Angeles Angels on April 23
- Went 4-for-4 on June 29 at Boston at London Stadium, hitting three doubles - his first career multi-double game
- Was on the Yankees' ALDS roster, but did not play
- Did not on the club's A.L.C.S. roster, and underwent surgery to repair bilateral core muscle injuries on October 24

2018

- Combined with the Cardinals and Yankees to hit .322/.398/.671 (46-for-143) with 30 runs, 5 doubles, 15 home runs, 36 RBI, 17 walks, and 43 strikeouts in 47 games
- Traded to New York on July 29 along with future considerations in exchange for LHP Chasen Shreve and RHP Giovanni Gallegos
- After being acquired by New York-AL, he led all AL hitters (min. 50 AB) with a 9.43 AB/HR ratio (132 AB, 14 HR)
- Earned AL Player of the Week honors for September 24-30, batting .458/.519/.958 (11-for-24) with 5 runs, 3 doubles, 3 home runs, and 8 RBI in six games
- Made his Postseason debut, hitting .235 (4-for-17) with 3 runs, 1 triple, 4 RBI, and 4 walks in five games
- Knocked his first career triple (regular or Postseason) in 6th inning of AL Wild Card Game vs. Oakland
- Named to *Baseball America* Major League All-Rookie Team

2017

- Saw his first Major League action with St. Louis, batting .246 (28-for-114) with 18 runs, 9 doubles, 4 home runs, 18 RBI, 7 walks, 31 strikeouts and 1 stolen base in 62 games over two Major League stints
- Started season with Triple-A Memphis (St. Louis), slashing .322/.406/.561 with 12 home runs and 48 RBI in 70 games before his promotion on June 25
- Made Major League debut on June 25 as a pinch hitter, getting hit by a pitch in his lone plate appearance
- Picked up his first Major League hit the next afternoon, doubling in the fifth inning vs. Austin Brice of Cincinnati
- Drove in his first Major League run in the first inning of a July 3 contest vs. Miami via a run-scoring groundout
- Later knocked his first Major League home run in the eighth inning of the game on a two-run shot off Marlins lefty Jarlin Garcia
- Finished the game 2-for-5, his first Major League multi-hit game
- Optioned to Memphis on August 21, batting .429 (6-for-14) in four games before returning to St. Louis on August 27
- Named MiLB.com Organization All-Star (St. Louis)

2016

- Played in 134 games with Double-A Springfield and hit .297 (143-for-482) with 70 runs, 20 doubles, 5 triples, 19 home runs, 74 RBI, 52 walks, 83 strikeouts and 1 stolen base
- Named Texas League Player of the Month for August after slashing .366/.440/.591 (34-for-93) with 4 home runs and 20 RBI in 26 games
- Named to the Texas League Mid-Season and Post-Season All-Star teams
- Named MiLB.com Organization All-Star (St. Louis)
- Had 37 multi-hit games, including nine performances of three or more hits, and 17 multi-RBI games
- Earned his first Major League spring training invitation, going 2-for-2 with a double and RBI in two games

2015

- Played in 130 games with Advanced-A Palm Beach and hit .273 (126-for-462) with 52 runs, 18 doubles, 5 triples, 11 home runs, 77 RBI, 63 walks, 104 strikeouts and 2 stolen bases
- His 77 RBI tied for second in the Florida State League and matched the Palm Beach Cardinals single-season RBI record (Allen Craig, 2007)
- Named Florida State League Player of the Month for August after slashing .330/.380/.583 (34-for-103) with 5 home runs and 31 RBI in 29 games
- Named a Florida State League Mid-Season All-Star
- Named MiLB.com Organization All-Star (St. Louis)
- Had 33 multi-hit games and 19 multi-RBI games

2014

- Played in 93 games with Advanced-A Palm Beach and hit .276 (97-for-351) with 57 runs, 21 doubles, 5 triples, 9 home runs, 51 RBI, 32 walks, 79 strikeouts, and 1 stolen base
- Ranked sixth in Florida State League in slugging (.442) and seventh in OPS (.784)

Luke Voit continued on page 121

Luke Voit continued

2013

- Made professional debut with Short-Season State College, batting .242 (36-for-149) with 14 runs, 7 doubles, 2 home runs, 16 RBI, 21 walks, 29 strikeouts and 1 stolen base in 46 games
- Started 43 games at catcher and threw out 38.0% (19-of-50) of attempted base stealers, good for fourth in the New York-Penn League

SINGLE-GAME CAREER BESTS

Hits: 5 (2x), Last - 7/6/21 w/ New York-AL at Seattle
RBI: 6, 9/11/20 w/ New York-AL vs. Baltimore
Runs: 4 (2x), Last - 9/19/18 w/ New York-AL vs. Boston
HR: 2 (11x), Last - 5/11/22 w/ San Diego vs. Chicago-NL
GS: 1, 7/30/20 w/ New York-AL vs. Baltimore
K: 5, 5/7/22 w/ El Paso at Sugar Land
BB: 3 (7x), Last - 7/24/22 w/ San Diego at New York-NL
SB: 1 (7x), Last - 4/12/22 w/ San Diego at San Francisco
Hit Streak: 14 Games, 7/3 - 7/17/16 w/ Springfield

SOUND BYTES - ONE HIT WONDER

Five Sounds pitchers combined to hold Gwinnett to one hit over nine innings in game one of a doubleheader on August 11, 2022. Despite this, Gwinnett took a 3-2 win over Nashville.

Rehabbing Brewers starter Adrian Houser gave up the lone run through the first seven innings (3.0 IP, 3 BB, 4 K). Matt Hardy allowed the only Gwinnett hit in the fourth inning. Justin Topa and Peter Strzelecki combined to shut down the Stripers through innings five through seven, respectively. Hobie Harris ended with the loss despite not allowing a baserunner, as Gwinnett managed to score both of their 'ghost' runners from second in the eighth and ninth innings.

Nashville hitters tallied nine hits in the contest, with Sal Frelick contributing a three-hit performance and Esteyru Ruiz and Garrett Mitchell pairing up for multi-hit games themselves.

VOIT

JOEY WIEMER • OF



BATS: Right **THROWS:** Right **HEIGHT:** 6-4 **WEIGHT:** 220
BORN: February 11, 1999 in Sylvania, OH
RESIDES: Temperance, MI
OPENING DAY AGE: 24 **MLB SERVICE:** 0.000
ACQUIRED: Selected by Milwaukee in the fourth round of the 2020 First-Year Player Draft

PERSONAL

- Joseph Daryl Wiemer
- 3rd professional season; all with Milwaukee
- Signed by Brewers scout Jeff Bianchi

DID YOU KNOW?

- Enters the 2023 season as a top 100 prospect in baseball by MLB Pipeline (#90, MIL #3)
- Enters the 2023 season ranked as the #3 prospect in the organization by *Baseball America*
- Was invited to Milwaukee's Major League spring training as a non-roster player
- Named to 2022 Futures Game for the National League (0-1, SF, RBI)

HIGH SCHOOL/COLLEGE

- Named to all-state, all-region, and all-district at Bedford High School (MI), leading the Mules to district championships his junior and senior seasons
- In 122 games over three seasons with the University of Cincinnati, slashed .264/.379/.408 with 12 home runs, 54 RBI, and 35 stolen bases
- Also appeared as a relief pitcher for the Bearcats twice during the shortened 2020 season (27.00 ERA over 1.0 IP)
- Named to American Athletic Conference All-Academic Team in 2018 and 2019, and *Baseball America* Preseason All-America Third Team in 2020

CAREER STATISTICS

YEAR	CLUB	AVG	G	AB	R	H	2B	3B	HR	RBI	BB	SO	SB	CS	OBP	SLG
2021	Carolina	.276	75	268	53	74	11	2	13	44	45	69	22	4	.391	.478
	Wisconsin	.336	34	128	33	43	7	0	14	33	18	36	8	2	.428	.719
2022	Biloxi	.243	84	334	57	81	19	1	15	47	34	113	25	1	.321	.440
	Nashville	.287	43	150	24	43	15	1	6	30	21	34	6	2	.368	.520
Minor League Totals		.274	236	880	167	241	52	4	48	154	118	252	61	9	.367	.506

2022

- Began season on Biloxi's Opening Day roster, played in 43 games with Nashville, hit .287 (43-for-150) with 24 R, 15 2B, 1 3B, 6 HR, 30 RBI, 21 BB, 34 K, 6 SB
- Named to MLB.com's top 100 prospects list (#100) before the season
- Named the Southern League Player of the Week for the week of May 8-14...hit .304 (7-for-23) with 6 runs, 3 home runs, 5 RBI and 2 stolen bases over 6 games
- Began season with Double-A Biloxi and hit .242 (80-for-330) with 57 runs, 19 doubles, 1 triple, 15 home runs and 47 RBI in 84 games...promoted to Nashville on August 12
- Hit .308 (24-for-78) with 12 runs, 7 doubles, 3 home runs, 17 RBI and 9 walks in 20 games in the month of April
- Started 43 games...RF - 34, DH - 7, CF - 2 (25-18 record in starts)
- Had 12 multi-hit games and 6 multi-RBI games
- Had a 16-game on-base streak from August 23-September 9 where he hit .352 (19-for-54) with 10 runs, 6 doubles, 4 home runs, 17 RBI, 14 walks, 10 strikeouts, and 3 stolen bases
- Had a 12-game hitting streak from August 23-30 where he hit .444 (12-for-27) with 5 runs, 4 doubles, 4 home runs, 11 RBI, 1 walk, and 1 stolen base
- Recorded the 4th multi-HR game of his career on August 26 at Durham (2-for-4, 2 R, 2 HR, 3 RBI)
- Drew a walk-off walk to score Pablo Reyes as winning run on September 1 vs. Memphis

2021

- Named Brewers' Minor League Player of the Year after hitting .295 (117-for-396) with 86 runs, 18 doubles, 2 triples, 27 home runs, 77 RBI, 63 walks, 105 strikeouts, and 30 stolen bases in 109 games between Single-A Carolina and High-A Wisconsin
- Ranked among organization leaders in homers (1st), total bases (1st, 220), hits (2nd), runs (2nd), RBI (3rd), extra-base hits (3rd, 47), and stolen bases (1-3rd)
- Made professional debut with Single-A Carolina, appearing in 75 games before his promotion to Wisconsin on August 9
- First professional hit was a home run off RHP Misael Tamarez of Fayetteville on May 9
- Had first four-hit game of career on May 25 vs. Kannapolis (4-for-6, 2B, HR, 2 RBI, 2 R)
- Earned Brewers' Co-Minor League Player of the Month for July (.263, 4 HR, 14 RBI in 26 G)
- Pieced together 14-game hit streak from July 13 to 28, hitting .263 (15-for-57) with a .867 OPS over the stretch

Joey Wiemer continued on page 123



Joey Wiemer continued

- Named Carolina League Player of the Week for August 2-8 after stringing together five multi-hit games against Kannapolis, including a four-hit game on August 5 (4-for-5, HR, 2 RBI, 2 R) and his first career two-homer game on August 6 (3-for-5, 2 HR, 6 RBI, 2 R)...hit .583 (14-for-24) and slugged 1.208 over the six game stretch
- Named a Carolina League Post-Season All-Star after posting an .869 OPS with 13 home runs, 44 RBI, and 22 stolen bases
- In 34 games with Wisconsin, slashed .336/.428/.719 (43-for-128) with 14 home runs, 33 RBI, and 8 stolen bases

2020

- Reported to Maryvale, AZ for the Milwaukee Brewers' instructional league
- Also played in 25 games with the Birmingham-Bloomfield Beavers of the United Shore Professional Baseball League

SINGLE-GAME CAREER BESTS

Hits: 4 (5x), Last - 5/21/22 w/ Biloxi at Mississippi
RBI: 6, 8/6/21 w/ Carolina vs. Kannapolis
Runs: 4, 9/17/21 w/ Wisconsin at Great Lakes
HR: 2 (4x), Last - 8/26/22 w/ Nashville at Durham
GS: 2, Last - 8/24/22 w/ Nashville at Durham
K: 4 (4x), Last - 7/22/22 w/ Biloxi vs. Pensacola
BB: 3, 9/18/21 w/ Wisconsin at Great Lakes
SB: 3 (2x), Last - 6/9/22 w/ Biloxi vs. Tennessee
Hit Streak: 14 Games, 7/13 - 7/28/21 w/ Carolina



JUSTIN YEAGER • RHP



BATS: Left **THROWS:** Right **HEIGHT:** 6-4 **WEIGHT:** 210
BORN: January 20, 1998 in Woodridge, IL
RESIDES: Plainfield, IL
OPENING DAY AGE: 25 **MLB SERVICE:** 0.000
ACQUIRED: Acquired by Milwaukee via trade (along with C Wil-
 liam Contreras) from Atlanta (and RHP Joel Payamps from Oakland)
 in exchange for 2B Esteury Ruiz (to Oakland) on December 12, 2022

PERSONAL

- Justin Richard Yeager
- 4th professional season; 1st with Milwaukee
- Originally drafted by Atlanta in the 33rd round of the 2019 First-Year Player Draft
- Signed by Braves scout Kevin Barry

DID YOU KNOW?

- Was invited to Milwaukee's Major League spring training as a non-roster player

HIGH SCHOOL/COLLEGE

- Earned all-area and all-conference honors as a senior at Plainfield North High School (IL)
- Appeared in three seasons with Southern Illinois Carbondale of the Missouri Valley Conference, going 4-2 with a 2.97 ERA over 45 appearances
- Named an All-MVC honorable mention in 2019 after posting a 2.88 ERA in 24 games

CAREER STATISTICS

YEAR	CLUB	W-L	ERA	G	GS	CG	SH	SV	IP	H	R	ER	HR	HB	BB	SO	WP
2019	Danville	2-2	4.24	14	0	0	0	2	23.1	23	12	11	3	1	14	34	4
	GCL Braves	0-0	0.00	1	0	0	0	0	2.0	1	0	0	0	0	1	3	0
2021	Augusta	5-0	3.27	17	0	0	0	2	22.0	16	8	8	2	1	9	35	1
	Rome	2-3	2.50	13	0	0	0	3	18.0	12	7	5	1	1	10	25	3
2022	Rome	0-0	0.75	11	0	0	0	3	12.0	3	3	1	1	1	9	27	0
	Mississippi	1-0	3.79	38	0	0	0	6	40.1	26	21	17	5	0	23	54	5
Minor League Totals		10-5	3.21	94	0	0	0	16	117.2	81	51	42	12	4	66	178	13

2022

- Went 1-0 with a 3.10 ERA in 49 appearances between Double-A Mississippi (38) and High-A Rome (11)...52.1 IP, 29 H, 24 R, 18 ER, 32 BB, 81 K
- Named a MiLB.com Organization All-Star (Atlanta)
- Converted all nine save opportunities
- Ranked among Southern League leaders in holds (1-8th, 6)
- Began the season on Rome's Opening Day roster, posting a 0.75 ERA in 12.0 innings, striking out 27 hitters, and earning three saves before his promotion to Mississippi on May 17
- Struck out three or more hitters six times in 11 games with Rome, including a 4-K showing on May 8 at Greenville
- Struck out a hitter in 20 consecutive appearances from May 24 through July 26
- Earned his sole decision of the season with a win at Pensacola on May 24
- In 38 games with Mississippi, went 1-0 with a 3.79 ERA and six saves
- Made first spring training appearance of career, appearing in one game (1.0 IP, 1 K)
- Traded to Milwaukee on December 12 in a three-team deal also involving the Oakland Athletics

2021

- Went 7-3 with a 2.93 ERA in 30 appearances with High-A Rome (13) and Single-A Augusta (17)...40.0 IP, 28 H, 15 R, 13 ER, 19 BB, 60 K
- Began the season on Augusta's Opening Day roster, earning a team-high five wins (5-0), picking up two saves, and posting a 3.27 ERA in 17 games
- Promoted to Rome on July 13, where he finished the campaign with a 2-3 record, 2.50 ERA, and .182 opponent batting average (12-for-66)

2020

- Did not play due to the COVID-19 pandemic

2019

- Appeared in 15 games with Gulf Coast League Braves and Short-Season Danville, combining for a 2-2 record, 3.91 ERA, and two saves...25.1 IP, 24 H, 12 R, 11 ER, 15 BB, 37 K
- Made professional debut on June 25 for GCL Braves, striking out three and allowing one hit in 2.0 innings
- Promoted to Danville on June 29, where he finished the season with a 2-2 record, 4.14 ERA, and two saves in 14 games

Justin Yeager continued on page 124

Justin Yeager continued

SINGLE-GAME CAREER BESTS

Innings: 2.1 (3x), Last - 7/2/21 w/ August vs. Columbia
Strikeouts: 5 (3x), Last - 6/10/21 (Game 2) w/ Augusta vs. Myrtle Beach
10+ K Games: None
Walks: 3, 4/20/22 w/ Rome at Bowling Green
Shutouts: None
Complete Games: None
Hits: 4 (3x), Last - 5/23/21 w/ Augusta vs. Fayetteville
Runs: 4 (2x), Last - 8/5/22 w/ Mississippi vs. Biloxi
HR: 1 (12x), Last - 9/8/22 w/ Mississippi at Biloxi
Winning Streak: 5 Games, 5/6 - 7/2/21 w/ Augusta
Losing Streak: 3 Games, 7/13 - 8/10/21 w/ Rome

OPPONENTS



CHARLOTTE KNIGHTS



Affiliate: Chicago White Sox (Since 1999)

East Division

324 South Mint Street

Charlotte, NC 28202

www.charlotteknights.com

Field Staff

Manager.....Justin Jirschele
 Pitching Coach.....Matt Zaleski
 Hitting Coach.....Cam Seitzer
 Athletic Trainer.....Hyeon Kim
 Performance Coach.....George Timke

Front Office

Chief Operating Officer.....Dan Rajkowski
 General Manager.....Rob Egan
 Media Contact.....Tommy Viola
 Broadcasters.....Matt Swierad, Mike Pacheco

Ballpark Information

Truist Field (Opened in 2014)
 Capacity.....10,200
 Dimensions.....LF: 330', CF: 400', RF: 315'

Hotel Information

Doubletree by Hilton Charlotte
 895 W. Trade Street
 Charlotte, NC 28202

2023 Chicago White Sox Top Prospects

As ranked by Baseball America

- | | |
|--------------------------|-------------------------|
| 1. Colson Montgomery, SS | 6. Cristian Mena, RHP |
| 2. Oscar Colas, OF | 7. Peyton Pallette, RHP |
| 3. Bryan Ramos, 3B | 8. Nórge Vera, RHP |
| 4. Noah Schultz, LHP | 9. Jose Rodriguez, SS |
| 5. Sean Burke, RHP | 10. Lenyn Sosa, SS |

2023 vs. Charlotte

<u>In Nashville</u>	<u>In Charlotte</u>
August 15 - 6:35 p.m.	May 30 - 5:05 p.m.
August 16 - 6:35 p.m.	May 31 - 10:05 a.m.
August 17 - 6:35 p.m.	June 1 - 6:04 p.m.
August 18 - 6:35 p.m.	June 2 - 6:04 p.m.
August 19 - 6:35 p.m.	June 3 - 6:04 p.m.
August 20 - 6:05 p.m.	June 4 - 12:05 p.m.
	Sept. 12 - 5:35 p.m.
	Sept. 13 - 5:35 p.m.
	Sept. 14 - 6:04 p.m.
	Sept. 15 - 6:04 p.m.
	Sept. 16 - 4:35 p.m.
	Sept. 17 - TBD

All Times Listed Central

ALL-TIME SERIES: 18-12 (2021-)

All-time in Nashville: 13-5

All-time in Charlotte: 5-7

YEAR	HOME	ROAD	TOTALS
2022	9-3	2-4	11-7
2021	4-2	3-3	7-5

OPPONENTS

COLUMBUS CLIPPERS

Affiliate: Cleveland Guardians (2009)

West Division

330 Huntington Park Lane

Columbus, OH 43215

www.clippersbaseball.com



Field Staff

Manager.....Andy Tracy
 Pitching Coach.....Owen Dew
 Hitting Coach.....Junior Betances
 Bench Coach.....Greg DiCenzo
 Pitching Strategist.....Cody Buckel
 Athletic Trainer.....Jeremy Heller
 Strength & Conditioning Coach.....Tyler Grisdale

Front Office

President & GM.....Ken Schnacke
 Media Contact.....Chris Sprague, Anthony Slosser
 Broadcasters.....Ryan Mitchell, Scott Leo

Ballpark Information

Huntington Park (Opened in 2009)
 Capacity.....10,100
 Dimensions.....LF: 325', CF: 400', RF: 318'

Hotel Information

Sonesta Columbus Downtown
 33 East Nationwide Blvd.
 Columbus, OH 43215

2023 Cleveland Guardians Top Prospects

As ranked by Baseball America

- | | |
|------------------------|-----------------------|
| 1. Gavin Williams, RHP | 6. Logan Allen, LHP |
| 2. Daniel Espino, RHP | 7. Tanner Bibee, RHP |
| 3. Bo Naylor, C | 8. Angel Martinez, SS |
| 4. George Valera, OF | 9. Chase DeLauter, OF |
| 5. Braylan Rocchio, SS | 10. Will Brennan, OF |

2023 vs. Columbus

In Nashville

July 4 - 6:05 p.m.
 July 5 - 6:35 p.m.
 July 6 - 6:35 p.m.
 July 7 - 6:35 p.m.
 July 8 - 6:35 p.m.
 July 9 - 1:05 p.m.

All Times Listed Central

ALL-TIME SERIES: 29-15 (1988-)

All-time in Nashville: 14-8

All-time in Columbus: 15-7

YEAR	HOME	ROAD	TOTALS
2022	0-0	5-1	5-1
2021	8-3	6-0	14-3
1991	1-1	1-2	2-3
1990	2-1	1-1	3-2
1989	2-1	1-2	3-3
1988	1-2	1-1	2-3

DURHAM BULLS

Affiliate: Tampa Bay Rays (1998)

East Division

409 Blackwell Street

Durham, NC 27701

www.durhambulls.com



Field Staff

Manager.....Michael Johns
 Pitching Coach.....Brian Reith
 Hitting Coach.....Kenny Hook
 Bench Coach.....Reinaldo Ruiz
 Athletic Trainer.....Kris Russell
 Athletic Trainer.....Tsutomu Kamiya
 Strength & Conditioning Coach.....Steve Chase

Front Office

Vice President, Baseball Operations.....Mike Birling
 General Manager.....Tyler Parsons
 Assistant General Manager.....Scott Strickland
 Assistant General Manager.....Chrystal Rowe
 Media Contact.....Andrew Green
 Broadcaster.....Patrick Kinas

Ballpark Information

Durham Bulls Athletic Park (Opened in 1995)
 Capacity.....10,000
 Dimensions.....LF: 303', CF: 395', RF: 329'

Hotel Information

Aloft
 345 Blackwell Street
 Durham, NC 27701

2023 Tampa Bay Rays Top Prospects

As ranked by Baseball America

- | | |
|------------------------|--------------------------|
| 1. Shane Baz, RHP | 6. Jonathan Aranda, 2B |
| 2. Curtis Mead, 2B/3B | 7. Mason Auer, OF |
| 3. Taj Bradley, RHP | 8. Junior Caminero, 3B |
| 4. Carson Williams, SS | 9. Mason Montgomery, LHP |
| 5. Kyle Manzardo, 1B | 10. Cole Wilcox, RHP |

2023 vs. Durham

<u>In Nashville</u>	<u>In Durham</u>
August 1 - 6:35 p.m.	May 16 - 5:35 p.m.
August 2 - 6:35 p.m.	May 17 - 5:35 p.m.
August 3 - 6:35 p.m.	May 18 - 5:35 p.m.
August 4 - 6:35 p.m.	May 19 - 5:35 p.m.
August 5 - 6:35 p.m.	May 20 - 5:35 p.m.
August 6 - 6:05 p.m.	May 21 - 12:05 p.m.
	August 29 - 5:35 p.m.
	August 30 - 5:35 p.m.
	August 31 - 5:35 p.m.
	Sept. 1 - 5:35 p.m.
	Sept. 2 - 5:35 p.m.
	Sept. 3 - 12:05 p.m.

All Times Listed Central

ALL-TIME SERIES: 10-8 (2022-)

All-time in Nashville: 4-2

All-time in Durham: 6-6

YEAR	HOME	ROAD	TOTALS
2022	4-2	6-6	10-8

OPPONENTS

GWINNETT STRIPERS

Affiliate: Atlanta Braves (Since 2009)

West Division

2500 Buford Drive

Lawrenceville, GA 30043

www.GoStripers.com



Field Staff

Manager.....Matt Tuiasosopo
 Pitching Coach.....Craig Bjornson
 Hitting Coach.....Carlos Mendez
 Coach.....Wigberto Nevarez
 Coach.....Steve Wilkerson
 Head Athletic Trainer.....Dan Leja
 Asst. Athletic Trainer.....Dan Gaertner
 Strength & Conditioning Coach.....Tyler Ennis

Front Office

General Manager.....Erin McCormick
 PR & Broadcast Manager.....Dave Lezotte
 PR & Broadcast Intern.....Jack Johnson

Ballpark Information

Coolray Field (Opened in 2009)
 Capacity.....10,427
 Dimensions.....LF: 335', CF: 400', RF: 335'

Hotel Information

Courtyard By Marriott Mall of GA
 1405 Mall of Georgia Blvd.
 Buford, GA 30519

2023 Atlanta Braves Top Prospects

As ranked by Baseball America

- | | |
|--------------------------|-------------------------------|
| 1. AJ Smith-Shawver, RHP | 6. Dylan Dodd, LHP |
| 2. Owen Murphy, RHP | 7. Blake Burkhalter, RHP |
| 3. Jared Shuster, LHP | 8. Cole Phillips, RHP |
| 4. JR Ritchie, RHP | 9. Spencer Schwellenbach, RHP |
| 5. Darius Vines, RHP | 10. Braden Shewmake, SS |

2023 vs. Gwinnett

In Nashville	In Gwinnett
May 9 - 6:35 p.m.	August 22 - 6:05 p.m.
May 10 - 6:35 p.m.	August 23 - 6:05 p.m.
May 11 - 6:35 p.m.	August 24 - 6:05 p.m.
May 12 - 6:35 p.m.	August 25 - 6:05 p.m.
May 13 - 6:35 p.m.	August 26 - 5:05 p.m.
May 14 - 2:05 p.m.	August 27 - 12:05 p.m.
June 13 - 6:35 p.m.	
June 14 - 6:35 p.m.	
June 15 - 6:35 p.m.	
June 16 - 6:35 p.m.	
June 17 - 6:35 p.m.	
June 18 - 2:05 p.m.	

All Times Listed Central

ALL-TIME SERIES: 29-18 (2021-)

All-time in Nashville: 16-8
 All-time in Gwinnett: 13-10

YEAR	HOME	ROAD	TOTALS
2022	7-5	4-2	11-7
2021	9-3	9-8	18-11

INDIANAPOLIS INDIANS



Affiliate: Pittsburgh Pirates (Since 2005)

West Division

501 W. Maryland Street

Indianapolis, IN 46225

www.indyindians.com

Field Staff

Manager.....Miguel Perez
 Pitching Coach.....Dan Meyer
 Hitting Coach.....Eric Munson
 Bench Coach.....Dallas McPherson
 Bullpen Coach.....Drew Benes
 Athletic Trainer.....Tyler Brooks
 Strength & Conditioning Coach.....Alan Burr
 Performance Coach.....Brady Conlan

Front Office

Chief Executive Officer.....Bruce Schumacher
 President & GM.....Randy Lewandowski
 Media Contact.....Cheyne Reiter, Anna Kayser
 Broadcasters.....Howard Kellman, Andrew Kappes

Ballpark Information

Victory Field (Opened in 1996)
 Capacity.....14,230
 Dimensions.....LF: 320', CF: 402', RF: 320'

Hotel Information

Fairfield Indianapolis Downtown
 501 W. Washington Street
 Indianapolis, IN 46204

2023 Pittsburgh Pirates Top Prospects

As ranked by Baseball America

- | | |
|------------------------|----------------------------|
| 1. Endy Rodriguez, C | 6. Bubba Chandler, RHP/SS |
| 2. Termarr Johnson, 2B | 7. Liover Peguero, SS |
| 3. Henry Davis, C | 8. Nick Gonzales, 2B |
| 4. Luis Ortiz, RHP | 9. Michael Burrows, RHP |
| 5. Quinn Priester, RHP | 10. Thomas Harrington, RHP |

2023 vs. Indianapolis

In Indianapolis

August 8 - 6:05 p.m.
 August 9 - 6:05 p.m.
 August 10 - 6:05 p.m.
 August 11 - 6:05 p.m.
 August 12 - 6:05 p.m.
 August 13 - 12:35 p.m.

All Times Listed Central

ALL-TIME SERIES: 148-155 (1985-)


All-time in Nashville: 83-74

All-time in Indianapolis: 65-81

YEAR	HOME	ROAD	TOTALS
2022	4-2	0-0	4-2
2021	3-3	2-2	5-5
1997	6-6	5-7	11-13
1996	6-6	4-8	10-14
1995	3-9	7-5	10-14
1994	5-7	4-8	9-15
1993	11-1	6-5	17-6
1992	6-7	4-7	10-14
1991	3-6	3-6	6-12
1990	5-4	7-2	12-6
1989	3-6	5-4	8-10
1988	8-1	3-6	11-7
1987	3-7	6-4	9-11
1986	8-5	4-9	12-14
1985	9-4	5-8	14-12

OPPONENTS

IOWA CUBS



Affiliate: Chicago Cubs (Since 1981)

West Division

One Line Drive

Des Moines, IA 50309

www.IowaCubs.com

Field Staff

Manager.....Marty Pevey
 Pitching Coach.....Ron Villone
 Hitting Coach.....John Mallee
 Athletic Trainer.....Ed Halbur
 Strength & Conditioning Coach.....Nathan Garza
 Bench Coach.....Eric Patterson
 Trainer.....Logan Severson

Front Office

President & GM.....Sam Bernabe
 VP / Assistant GM.....Randy Wehofer
 Media ContactColin Connolly
 Broadcaster.....Alex Cohen

Ballpark Information

Principal Park (Opened in 1992)
 Capacity.....11,500
 Dimensions.....LF: 335', CF: 400', RF: 335'

Hotel Information

Hampton Inn & Suites Downtown
 120 SW Water Street
 Des Moines, IA 50309

2023 Chicago Cubs Top Prospects

As ranked by Baseball America

- | | |
|----------------------------|---------------------------|
| 1. Pete Crow-Armstrong, OF | 6. Ben Brown, RHP |
| 2. Brennan Davis, OF | 7. Cristian Hernandez, SS |
| 3. Kevin Alcantara, OF | 8. Hayden Wesneski, RHP |
| 4. Matt Mervis, 1B | 9. Miguel Amaya, C |
| 5. Cade Horton, RHP | 10. Caleb Kilian, RHP |

2023 vs. Iowa

In Nashville

May 23 - 6:35 p.m.
 May 24 - 6:35 p.m.
 May 25 - 6:35 p.m.
 May 26 - 6:35 p.m.
 May 27 - 6:35 p.m.
 May 28 - 2:05 p.m.

All Times Listed Central

SERIES RECORD SINCE 1996: 190-163

Since 1996 in Nashville: 103-73

Since 1996 in Iowa: 87-90

YEAR	HOME	ROAD	TOTALS
2019	3-5	4-4	7-9
2018	5-3	4-4	9-7
2017	3-4	5-3	8-7
2016	4-4	3-5	7-9
2015	2-6	4-4	6-10
2014	5-3	3-5	8-8
2013	6-2	1-7	7-9
2012	7-1	3-5	10-6
2011	5-3	6-2	11-5
2010	4-4	6-2	10-6
2009	5-3	4-4	9-7
2008	2-6	2-6	4-12
2007	5-2	4-4	9-7
2006	6-2	3-5	9-7
2005	6-2	5-3	11-5
2004	4-4	3-5	7-9
2003	7-1	5-3	12-4
2002	2-2	3-1	5-3
2001	1-3	0-4	1-7
2000	5-3	7-2	12-5
1999	3-1	3-0	6-1
1998	2-2	0-4	2-6
1997	4-5	2-6	6-11
1996	7-2	7-2	14-4

JACKSONVILLE JUMBO SHRIMP

Affiliate: Miami Marlins (Since 2017)

East Division

301 A Philip Randolph Blvd

Jacksonville, FL 32202

www.jaxshrimp.com



Field Staff

Manager.....Daren Brown
 Pitching Coach.....Jeremy Powell
 Hitting Coach.....Greg Colbrunn
 Defensive Coach.....Jose Ceballos
 Athletic Trainer.....Eric Reigelsberger
 Strength & Conditioning Coach.....Tim Rodmaker

Front Office

Chief Executive Officer.....Ken Babby
 General Manager.....Harold Crow
 Assistant General Manager.....Matt Goudreau
 Media Contact and Broadcaster.....Scott Kornberg

Ballpark Information

121 Financial Ballpark (Opened in 2003)
 Capacity.....11,000
 Dimensions.....LF: 321', CF: 420', RF: 317'

Hotel Information

Doubletree Riverfront
 1201 Riverplace Blvd.
 Jacksonville, FL 32207

2023 Miami Marlins Top Prospects

As ranked by Baseball America

- | | |
|-----------------------|---------------------------|
| 1. Eury Perez, RHP | 6. Jake Eder, LHP |
| 2. Max Meyer, RHP | 7. Dax Fulton, LHP |
| 3. Jacob Berry, 3B | 8. Peyton Burdick, OF |
| 4. Yiddi Cappe, SS | 9. Jordan Groshans, SS/3B |
| 5. Sixto Sanchez, RHP | 10. Xavier Edwards, 2B/SS |

2023 vs. Jacksonville

<u>In Nashville</u>	<u>In Jacksonville</u>
July 18 - 6:35 p.m.	April 18 - 6:05 p.m.
July 19 - 6:35 p.m.	April 19 - 11:00 a.m.
July 20 - 6:35 p.m.	April 20 - 6:05 p.m.
July 21 - 6:35 p.m.	April 21 - 6:05 p.m.
July 22 - 6:35 p.m.	April 22 - 5:35 p.m.
July 23 - 6:05 p.m.	April 23 - 2:05 p.m.
Sept. 19 - 6:35 p.m.	June 6 - 6:05 p.m.
Sept. 20 - 6:35 p.m.	June 7 - 11:05 a.m.
Sept. 21 - 6:35 p.m.	June 8 - 6:05 p.m.
Sept. 22 - 6:35 p.m.	June 9 - 6:05 p.m.
Sept. 23 - 6:35 p.m.	June 10 - 5:35 p.m.
Sept. 24 - 6:05 p.m.	June 11 - 1:05 p.m.

All Times Listed Central

ALL-TIME SERIES: 13-11 (2021-)

All-time in Nashville: 4-2
 All-time in Jacksonville: 9-9

YEAR	HOME	ROAD	TOTALS
2022	4-2	8-4	12-6
2021	0-0	1-5	1-5

OPPONENTS

LOUISVILLE BATS

Affiliate: Cincinnati Reds (Since 2000)

West Division

401 E. Main Street

Louisville, KY 40202

www.batsbaseball.com



Field Staff

Manager.....Pat Kelly
 Pitching Coach.....Virgil Vasquez
 Hitting Coach.....Alex Pelaez
 Coach.....Mike Jacobs
 Coach.....Vince Harrison
 Athletic Trainer.....Steve Gober
 Strength & Conditioning Coach.....Dan Donohue

Front Office

President.....Greg Galiette
 Media Contact.....Conor Mullaney
 Broadcaster.....Nick Curran, Jim Kelch

Ballpark Information

Louisville Slugger Field (Opened in 2000)
 Capacity.....13,131
 Dimensions.....LF: 325', CF: 405', RF: 340'

Hotel Information

Omni Louisville
 400 S. 2nd Street
 Louisville, KY 40202

2023 Cincinnati Reds Top Prospects

As ranked by Baseball America

- | | |
|-------------------------------------|-----------------------------|
| 1. Elly De La Cruz, SS | 6. Chase Petty, RHP |
| 2. Noelvi Marte, SS | 7. Spencer Steer, 3B |
| 3. Edwin Arroyo, SS | 8. Sal Stewart, 3B |
| 4. Cam Collier, 3B | 9. Connor Phillips, RHP |
| 5. Christian Encarnacion-Strand, 1B | 10. Brandon Williamson, RHP |

2023 vs. Louisville

In Nashville	In Louisville
March 31 - 6:35 p.m.	July 14 - 6:15 p.m.
April 1 - 6:35 p.m.	July 15 - 6:15 p.m.
April 2 - 2:05 p.m.	July 16 - 5:05 p.m.

All Times Listed Central

ALL-TIME SERIES: 120-110 (1988-)

All-time in Nashville: 73-45

All-time in Louisville: 47-65

YEAR	HOME	ROAD	TOTALS
2022	5-1	5-4	10-5
2021	6-6	2-10	8-16
1997	8-7	5-4	13-11
1996	6-6	7-5	13-11
1995	No Data Available		
1994	10-2	7-5	17-7
1993	8-4	5-7	13-11
1992	7-5	4-8	11-13
1991	8-2	3-4	11-6
1990	7-2	3-6	10-8
1989	2-7	2-7	4-14
1988	6-3	4-5	10-8

MEMPHIS REDBIRDS



Affiliate: St. Louis Cardinals (Since 1998)

West Division

200 Union Ave.

Memphis, TN 38103

www.memphisredbirds.com

Field Staff

Manager.....Ben Johnson
 Pitching Coach.....Darwin Marrero
 Hitting Coach.....Howie Clark
 Coach.....Will Peterson
 Athletic Trainer.....Dan Martin
 Strength and Conditioning Coach.....Henry Torres
 Affiliate Fellow.....Corey Fitzgerald

Front Office

President & General Manager.....Craig Unger
 Media Contact.....TBD
 Broadcaster.....TBD

Ballpark Information

AutoZone Park (Opened in 2000)
 Capacity.....10,000
 Dimensions.....LF: 319', CF: 400', RF: 323'

Hotel Information

DoubleTree Memphis Downtown
 185 Union Avenue
 Memphis, TN 38103

2023 St. Louis Cardinals Top Prospects

As ranked by Baseball America

- | | |
|----------------------------|--------------------------|
| 1. Jordan Walker, OF | 6. Alec Burleson, OF |
| 2. Tink Hence, RHP | 7. Gordon Graceffo, RHP |
| 3. Masyn Winn, SS | 8. Ivan Herrera, C |
| 4. Matthew Liberatore, LHP | 9. Michael McGreevy, RHP |
| 5. Cooper Hjerpe, LHP | 10. Jonathan Mejia, SS |

2023 vs. Memphis

In Nashville

Sept. 5 - 6:35 p.m.
 Sept. 6 - 6:35 p.m.
 Sept. 7 - 6:35 p.m.
 Sept. 8 - 6:35 p.m.
 Sept. 9 - 6:35 p.m.
 Sept. 10 - 6:05 p.m.

In Memphis

April 4 - 6:45 p.m.
 April 5 - 12:05 p.m.
 April 6 - 6:45 p.m.
 April 7 - 7:05 p.m.
 April 8 - 3:05 p.m.
 April 9 - 1:05 p.m.
 June 28 - 7:05 p.m.
 June 29 - 7:05 p.m.
 June 30 - 7:05 p.m.
 July 1 - 6:35 p.m.
 July 2 - 6:35 p.m.
 July 3 - 6:35 p.m.

All Times Listed Central

ALL-TIME SERIES: 207-180 (1998-)

All-time in Nashville: 108-90

All-time in Memphis: 99-90

YEAR	HOME	ROAD	TOTALS
2022	9-6	3-3	12-9
2021	7-5	2-4	9-9
2019	4-4	5-3	9-7
2018	5-3	4-4	9-7
2017	2-5	4-3	6-8
2016	3-5	5-3	8-8
2015	4-4	4-4	8-8
2014	5-3	3-5	8-8
2013	3-5	4-4	7-9
2012	3-5	6-2	9-7
2011	4-4	2-6	6-10
2010	4-2	5-5	9-7
2009	6-2	4-4	10-6
2008	2-6	4-4	6-10
2007	5-3	6-2	11-5
2006	5-3	5-3	10-6
2005	6-2	2-6	8-8
2004	3-5	4-4	7-9
2003	7-1	2-6	9-7
2002	5-2	6-3	11-5
2001	5-3	5-3	10-6
2000	2-5	5-2	7-7
1999	4-4	4-4	8-8
1998	5-3	5-3	10-6

OPPONENTS

NORFOLK TIDES

Affiliate: Baltimore Orioles (Since 2007)

East Division

150 Park Avenue
Norfolk, VA 23510

www.norfolktides.com



Field Staff

Manager.....Buck Britton
Pitching Coach.....Justin Ramsey
Hitting Coach.....Brink Ambler
Fundamentals Coach.....Ramón Sambo
Athletic Trainer.....Alan Rail
Assistant Athletic Trainer.....Griffin Pyott
Strength & Conditioning Coach.....Jon Medici
Development Coach.....Joshua Rodrigues

Front Office

President.....Ken Young
General Manager.....Joe Gregory
Media Contacts.....John Stanley, Zach Robbins
Broadcaster.....Pete Michaud

Ballpark Information

Harbor Park (Opened in 1993)
Capacity.....11,856
Dimensions.....LF: 333', CF: 410', RF: 318'

Hotel Information

Sheraton Norfolk Waterside Hotel
777 Waterside Drive
Norfolk, VA 23510

2023 Baltimore Orioles Top Prospects

As ranked by Baseball America

- | | |
|------------------------------|------------------------|
| 1. Gunnar Henderson, SS/3B6. | Jordan Westburg, SS/3B |
| 2. Grayson Rodriguez, RHP | 7. Connor Norby, 2B |
| 3. Jackson Holliday, SS | 8. Joey Ortiz, SS/2B |
| 4. Colton Cowser, OF | 9. Kyle Stowers, OF |
| 5. D.L. Hall, LHP | 10. Coby Mayo, 3B |

2023 vs. Norfolk

In Nashville	In Norfolk
April 11 - 6:35 p.m.	July 25 - 5:35 p.m.
April 12 - 6:35 p.m.	July 26 - 5:35 p.m.
April 13 - 6:35 p.m.	July 27 - 11:05 a.m.
April 14 - 6:35 p.m.	July 28 - 5:35 p.m.
April 15 - 6:35 p.m.	July 29 - 5:35 p.m.
April 16 - 2:05 p.m.	July 30 - 3:05 p.m.
June 20 - 6:35 p.m.	
June 21 - 6:35 p.m.	
June 22 - 6:35 p.m.	
June 23 - 6:35 p.m.	
June 24 - 6:35 p.m.	
June 25 - 2:05 p.m.	

All Times Listed Central

ALL-TIME SERIES: 22-19 (1988-)

All-time in Nashville: 12-13

All-time in Norfolk: 10-6

YEAR	HOME	ROAD	TOTALS
2022	6-6	4-2	10-8
1991	2-1	1-2	3-3
1990	1-2	2-1	3-3
1989	1-2	2-1	3-3
1988	2-2	1-0	3-2

OMAHA STORM CHASERS

Affiliate: Kansas City Royals (Since 1969)

West Division

12356 Ballpark Way

Papillion, NE 68406

www.omahastormchasers.com



Field Staff

Manager.....Mike Jirschele
 Pitching Coach.....Dane Johnson
 Hitting Coach.....Bijan Rademacher
 Assistant Coach.....Chris Nelson
 Athletic Trainer.....James Stone
 Strength & Conditioning Coach.....Yannick Plante

Front Office

President.....Martie Cordero
 General Manager.....Laurie Schlender
 Media Contact.....Justin Rolfes
 Broadcaster.....Nicholas Badders

Ballpark Information

Werner Park (Built in 2011)
 Capacity.....9,023
 Dimensions.....LF: 315', CF: 405', RF: 312'

Hotel Information

Courtyard by Marriott
 12560 Westport Parkway
 La Vista, NE 68128

2023 Kansas City Royals Top Prospects

As ranked by Baseball America

- | | |
|-------------------------|-----------------------|
| 1. Gavin Cross, OF | 6. Maikel Garcia, SS |
| 2. Cayden Wallace, 3B | 7. Tyler Gentry, OF |
| 3. Drew Waters, OF | 8. Nick Loftin, OF/3B |
| 4. Ben Kudrna, RHP | 9. Angel Zerpa, LHP |
| 5. Frank Mozzicato, LHP | 10. Carter Jensen, C |

2023 vs. Omaha

In Nashville

April 25 - 6:35 p.m.
 April 26 - 6:35 p.m.
 April 27 - 6:35 p.m.
 April 28 - 6:35 p.m.
 April 29 - 6:35 p.m.
 April 30 - 2:05 p.m.

All Times Listed Central

ALL-TIME SERIES: 260-268 (1985-)

All-time in Nashville: 113-111

All-time in Omaha: 110-121

YEAR	HOME	ROAD	TOTALS
2019	4-4	2-6	6-10
2018	6-2	3-5	9-7
2017	2-6	4-3	6-9
2016	6-2	7-1	13-3
2015	2-6	5-3	7-9
2014	5-3	4-4	9-7
2013	3-5	2-6	5-11
2012	5-3	2-6	7-9
2011	2-6	3-5	5-11
2010	4-4	4-4	8-8
2009	3-4	5-4	8-8
2008	4-4	4-4	8-8
2007	7-1	2-6	9-7
2006	6-2	3-5	9-7
2005	2-6	5-3	7-9
2004	2-6	3-5	5-11
2003	3-5	5-3	8-8
2002	3-1	1-3	4-4
2001	3-1	2-2	5-3
2000	5-3	4-5	9-8
1999	3-1	3-1	6-2
1998	3-1	1-3	4-4
1997	5-4	8-1	13-5
1996	4-5	4-5	8-10
1995	No Data Available		
1994	3-5	4-6	7-11
1993	5-4	3-6	8-10
1992	6-3	2-7	8-9
1991	2-4	5-1	7-5
1990	3-3	3-3	6-6
1989	1-2	4-2	5-4
1988	1-5	3-3	4-8

OPPONENTS

ST. PAUL SAINTS

Affiliate: Minnesota Twins (Since 2021)

West Division

360 Broadway Street

St. Paul, MN 55101

www.saintsbaseball.com



Field Staff

Manager.....Toby Gardenhire
 Pitching Coaches.....Cibney Bello, Peter Larson
 Hitting Coach.....Nate Spears
 Defensive Coach.....Tyler Smarslok
 Athletic Trainer.....Ben Myers
 Assistant Athletic Trainer.....Taylor Carpenter
 Strength Coach.....Cody Drouin

Front Office

President & Co-Owner.....Mike Veeck
 Executive VP/General Manager.....Derek Sharrer
 Executive VP.....Tom Whaley
 Media Contact, Broadcaster.....Sean Aronson

Ballpark Information

CHS Field (Opened in 2015)
 Capacity.....7,210
 Dimensions.....LF: 330', CF: 405', RF: 320'

Hotel Information

Drury Plaza Hotel St. Paul Downtown
 175 10th Street E
 St. Paul, MN 55101

2023 Minnesota Twins Top Prospects

- *As ranked by Baseball America*
- | | |
|---------------------------|-----------------------|
| 1. Royce Lewis, SS/OF | 6. Matt Wallner, OF |
| 2. Brooks Lee, SS | 7. Marco Raya, RHP |
| 3. Emmanuel Rodriguez, OF | 8. Jose Salas, SS/3B |
| 4. Edouard Julien, 2B | 9. Louie Varland, RHP |
| 5. Connor Prielipp, LHP | 10. David Festa, RHP |

2023 vs. St. Paul

In St. Paul

May 2 - 11:07 a.m.
 May 3 - 6:37 p.m.
 May 4 - 6:37 p.m.
 May 5 - 6:37 p.m.
 May 6 - 2:07 p.m.
 May 7 - 2:07 p.m.

All Times Listed Central

ALL-TIME SERIES: 3-2 (2022-)

All-time in Nashville: 0-0
 All-time in St. Paul: 3-2

YEAR	HOME	ROAD	TOTALS
2022	0-0	3-2	3-2

OPPONENTS

INTERNATIONAL LEAGUE CLUB DIRECTORY

BUFFALO BISON

1 James D. Griffin Plaza
Buffalo, NY 14203
Phone: 716-846-2000
www.bisons.com

Stadium: Sahlen Field
Affiliation: Toronto Blue Jays
(2013)

DURHAM BULLS

409 Blackwell Street
Durham, NC 27701
Phone: 919-687-6500
www.durhambulls.com

Stadium: Durham Bulls Athletic Park
Affiliation: Tampa Bay Rays
(1998)

IOWA CUBS

One Line Drive
Des Moines, IA 50309
Phone: 515-243-6111
www.iowacubs.com

Stadium: Principal Park
Affiliation: Chicago Cubs
(1981)

LOUISVILLE BATS

401 E. Main Street
Louisville, KY 40202
Phone: 502-515-2287
www.batsbaseball.com

Stadium: Louisville Slugger Field
Affiliation: Cincinnati Reds
(2000)

NORFOLK TIDES

150 Park Avenue
Norfolk, VA 23510
Phone: 757-622-2222
www.norfolktides.com

Stadium: Harbor Park
Affiliation: Baltimore Orioles
(2007)

SCRANTON/WILKES-BARRE RAILRIDERS

235 Montage Mountain Road
Moosic, PA 18507
Phone: 570-969-2255
www.swbrailriders.com

Stadium: PNC Field
Affiliation: New York Yankees
(2007)

TOLEDO MUD HENS

406 Washington Street
Toledo, OH 43604
Phone: 419-725-4367
www.mudhens.com

Stadium: Fifth Third Field
Affiliation: Detroit Tigers
(1987)

CHARLOTTE KNIGHTS

324 South Mint Street
Charlotte, NC 28202
Phone: 704-274-8300
www.charlotteknights.com

Stadium: Truist Field
Affiliation: Chicago White Sox
(1999)

GWINNETT STRIPERS

2500 Buford Drive
Lawrenceville, GA 30043
Phone: 678-277-0300
www.gostripers.com

Stadium: Coolray Field
Affiliation: Atlanta Braves
(2009)

JACKSONVILLE JUMBO SHRIMP

301 A. Philip Randolph Blvd
Jacksonville, FL 32202
Phone: 904-358-2846
www.jaxshrimp.com

Stadium: 121 Financial Ballpark
Affiliation: Miami Marlins
(2017)

MEMPHIS REDBIRDS

200 Union Ave.
Memphis, TN 38103
Phone: 901-721-6000
www.memphisredbirds.com

Stadium: AutoZone Park
Affiliation: St. Louis Cardinals
(1998)

OMAHA STORM CHASERS

12356 Ballpark Way
Papillion, NE 68406
Phone: 402-738-5100
www.omahastormchasers.com

Stadium: Werner Park
Affiliation: Kansas City Royals
(1969)

ST. PAUL SAINTS

360 Broadway Street
St. Paul, MN 55101
Phone: 651-644-3517
www.saintsbaseball.com

Stadium: CHS Field
Affiliation: Minnesota Twins
(2021)

COLUMBUS CLIPPERS

330 Huntington Park Lane
Columbus, OH 43215
Phone: 614-462-5250
www.clippersbaseball.com

Stadium: Huntington Park
Affiliation: Cleveland Guardians
(2009)

INDIANAPOLIS INDIANS

501 W. Maryland Street
Indianapolis, IN 46225
Phone: 317-269-3542
www.indyindians.com

Stadium: Victory Field
Affiliation: Pittsburgh Pirates
(2005)

LEHIGH VALLEY IRONPIGS

1050 IronPigs Way
Allentown, PA 18109
Phone: 610-841-7447
www.ironpigsbaseball.com

Stadium: Coca-Cola Park
Affiliation: Philadelphia Phillies
(2008)

NASHVILLE SOUNDS

19 Junior Gilliam Way
Nashville, TN 37219
Phone: 615-690-4487
www.nashvillesounds.com

Stadium: First Horizon Park
Affiliation: Milwaukee Brewers
(2021)

ROCHESTER RED WINGS

One Morrie Silver Way
Rochester, NY 14608
Phone: 716-454-1001
www.redwingsbaseball.com

Stadium: Frontier Field
Affiliation: Washington Nationals
(2021)

SYRACUSE METS

One Tex Simone Drive
Syracuse, NY 13208
Phone: 315-474-7833
www.syracusemets.com

Stadium: NBT Bank Stadium
Affiliation: New York Mets
(2019)

WORCHESTER RED SOX

100 Madison Street
Worcester, MA 01610
Phone: 508-500-1000
www.gowoosox.com

Stadium: Polar Park
Affiliation: Boston Red Sox
(2021)

2022 IN REVIEW



2022 INTERNATIONAL LEAGUE STANDINGS

West Division	W	L	PCT	GB	Home	Away	Run Diff.
Nashville Sounds	91	58	.611	-	48-27	43-31	+168
Toledo Mud Hens	87	63	.580	4.5	45-30	42-33	+43
Columbus Clippers	85	64	.570	6.0	46-28	39-36	+146
Indianapolis Indians	74	75	.497	17.0	41-34	33-41	-14
St. Paul Saints	74	75	.497	17.0	44-30	30-45	+14
Memphis Redbirds	73	77	.487	18.5	37-38	36-39	+46
Omaha Storm Chasers	71	78	.477	20.0	40-34	31-44	+13
Gwinnett Stripers	69	79	.466	21.5	40-34	29-45	-43
Iowa Cubs	68	81	.456	23.0	38-37	30-44	-62
Louisville Bats	60	90	.400	31.5	30-45	30-45	-170

East Division	W	L	PCT	GB	Home	Away	Run Diff.
Durham Bulls	86	64	.573	-	42-33	44-31	+91
Scranton/WB RailRiders	83	67	.553	3.0	42-33	41-34	+55
Jacksonville Jumbo Shrimp	80	69	.537	5.5	38-37	42-32	+64
Buffalo Bisons	76	72	.514	9.0	38-35	38-37	+3
Lehigh Valley IronPigs	76	72	.514	9.0	38-36	38-36	-15
Worcester Red Sox	75	73	.507	10.0	36-39	39-34	+36
Norfolk Tides	74	76	.493	12.0	37-38	37-38	-4
Rochester Red Wings	67	81	.453	18.0	34-40	33-41	-49
Syracuse Mets	64	85	.430	21.5	32-42	32-43	-98
Charlotte Knights	58	92	.387	28.0	32-43	26-49	-224

2022 INTERNATIONAL LEAGUE ALL-STAR TEAM

Catcher - Bo Naylor, Columbus
First Base - Jonathan Aranda, Durham
Second Base - Miles Mastrobuoni, Durham
Third Base - Mark Vientos, Syracuse
Shortstop - Gunnar Henderson, Norfolk
Outfielder - Alec Burleson, Memphis
Outfielder - Will Benson, Columbus
Outfielder - Josh Lowe, Durham
Designated Hitter - Mark Payton, Charlotte
Left-handed Starter - Kyle Muller, Gwinnett
Right-handed Starter - Grayson Rodriguez, Norfolk
Relief Pitcher - Greg Weissert, Scranton/Wilkes-Barre

Most Valuable Player - Jonathan Aranda, Durham
Pitcher of the Year - Greg Weissert, Scranton/Wilkes-Barre
Top MLB Prospect - Gunnar Henderson, Norfolk
Manager of the Year - Rick Sweet, Nashville

2022 FINAL HITTING STATISTICS

BATTERS	AVG	G	AB	R	H	2B	3B	HR	RBI	TB	BB	IBB	SO	SB	CS	OBP	SLG	OPS	SF	SAC	HBP
Adames, Willy	.333	2	6	1	2	0	0	1	1	5	2	0	1	0	0	.500	.833	1.333	0	0	0
Almonte, Abraham	.293	48	184	36	54	11	0	11	42	98	25	0	48	1	0	.380	.533	.913	2	0	2
Bettinger, Alec	.000	13	1	0	0	0	0	0	0	0	1	0	1	0	0	.500	.000	.500	0	0	0
Brousseau, Mike	.333	2	9	1	3	1	0	0	0	4	0	0	2	0	0	.333	.444	.777	0	0	0
Coca, Yeison	.000	1	0	1	0	0	0	0	0	0	0	0	0	0	0	.000	.000	.000	0	0	0
Dahl, David	.294	67	252	44	74	15	1	9	41	118	26	0	62	3	0	.357	.468	.825	2	0	0
Davis, Jonathan	.293	48	184	27	54	11	1	4	22	79	28	0	44	14	1	.395	.429	.824	3	1	5
Devanney, Cam	.306	13	49	10	15	4	0	3	11	28	5	0	14	0	0	.357	.571	.928	2	0	0
Diaz, Brent	.250	3	12	3	3	0	0	0	1	3	0	0	5	0	1	.250	.250	.500	0	0	0
Dorrian, Patrick	.248	48	161	28	40	7	2	11	25	84	23	0	53	2	1	.346	.522	.868	0	0	1
Feliciano, Mario	.274	77	285	31	78	14	0	6	38	110	18	0	52	2	2	.326	.386	.712	2	0	5
Frellick, Sal	.365	46	189	38	69	11	2	4	25	96	19	0	16	9	3	.435	.508	.943	1	1	5
Herb, Tyler	.000	20	1	0	0	0	0	0	0	0	0	0	1	0	0	.000	.000	.000	0	0	0
Hiura, Keston	.319	13	47	8	15	1	0	6	18	34	9	0	15	0	3	.458	.723	1.181	0	0	3
Jackson, Alex	.225	31	102	9	23	8	1	2	18	39	12	0	28	1	0	.319	.382	.701	2	0	5
Kahle, Nick	.375	4	8	1	3	1	0	0	1	4	0	0	2	0	0	.375	.500	.875	0	0	0
Lipka, Matt	.258	32	93	15	24	3	2	2	5	37	11	0	27	12	1	.337	.398	.735	0	1	0
Mathias, Mark	.318	50	170	20	54	8	1	8	30	88	27	1	48	8	3	.421	.518	.939	1	0	4
Mitchell, Garrett	.342	20	73	15	25	6	0	1	9	34	10	0	18	9	0	.435	.466	.901	0	0	2
Monasterio, Andrew	.237	68	219	34	52	15	1	1	17	72	27	1	64	6	3	.321	.329	.650	2	0	1
Narvaez, Omar	.375	2	8	1	3	1	0	0	2	4	0	0	1	0	0	.375	.500	.875	0	0	0
Navarreto, Brian	.269	43	130	21	35	1	0	4	18	48	10	0	20	1	0	.324	.369	.693	1	0	1
Peterson, Dustin	.143	3	7	1	1	1	0	0	0	2	4	0	1	0	0	.455	.286	.741	0	0	0
Ray, Corey	.199	37	136	14	27	9	1	5	23	53	6	0	48	7	0	.231	.390	.621	1	0	0
Reetz, Jakson	.212	19	66	5	14	3	1	3	9	28	2	0	14	1	0	.254	.424	.678	1	0	2
Reyes, Pablo	.273	99	385	63	105	27	2	11	59	169	39	0	67	15	7	.348	.439	.787	1	1	6
Ruiz, Esteury	.329	37	146	30	48	10	0	3	19	67	14	0	29	25	5	.402	.459	.861	0	3	4
Severino, Pedro	.308	31	117	20	36	10	0	4	17	58	6	0	27	2	0	.349	.496	.845	1	0	2
Singleton, Jon	.219	134	456	84	100	22	2	24	87	198	117	1	161	3	1	.375	.434	.809	7	0	1
Taylor, Tyrone	.375	2	8	1	3	0	0	0	0	3	0	0	1	1	0	.375	.375	.750	0	0	0
Turang, Brice	.286	131	532	89	152	24	2	13	78	219	65	0	118	34	2	.360	.412	.772	6	0	0
Westbrook, Jamie	.500	3	10	3	5	1	0	0	0	6	1	0	0	0	0	.545	.600	1.145	0	0	0
White, Tyler	.230	75	269	39	62	11	2	13	46	116	50	0	69	4	1	.357	.431	.788	2	0	4
Whitley, Garrett	.196	48	148	29	29	8	0	3	13	46	36	0	66	9	2	.360	.311	.671	0	0	2
Wiemer, Joey	.287	43	150	24	43	15	1	6	30	78	21	0	34	6	2	.368	.520	.888	3	0	0
Wilson, Weston	.228	118	416	63	95	21	0	11	54	149	39	0	131	17	4	.297	.358	.655	4	0	3
Team Total	.268	149	5029	809	1346	280	22	169	759	2177	653	3	1288	192	42	.355	.433	.788	44	7	56

2022 FINAL PITCHING STATISTICS

PITCHERS	W	L	ERA	G	GS	CG	SH	GF	HLD	SV	SVO	IP	H	R	ER	HR	HB	BB	IBB	SO	AVG	WP	BK
Alexander, Jason	8	2	2.84	13	10	0	0	0	0	0	0	63.1	58	22	20	5	5	17	0	47	.244	2	1
Baker, Robbie	0	1	12.00	2	1	0	0	0	0	0	0	3.0	6	4	4	2	0	2	0	2	.429	0	0
Barker, Luke	5	0	3.60	23	0	0	0	12	2	3	5	25.0	20	11	10	2	0	10	0	28	.213	2	0
Bennett, Nick	0	1	81.00	1	0	0	0	0	0	0	0	0.2	2	6	6	0	0	4	0	1	.500	0	0
Bettinger, Alec	2	4	6.49	13	6	0	0	1	0	0	0	34.2	41	31	25	9	1	21	0	21	.299	2	0
Boushley, Caleb	12	2	3.25	25	25	0	0	0	0	0	0	127.1	106	47	46	12	3	43	0	91	.226	3	1
Brothers, Rex	0	0	17.36	7	0	0	0	0	2	0	0	4.2	8	9	9	2	0	8	0	6	.421	3	0
Brown, Zack	2	0	3.93	49	0	0	0	9	2	3	4	50.1	41	26	22	4	7	19	0	51	.223	3	0
Castaneda, Victor	2	0	5.14	3	3	0	0	0	0	0	0	14.0	14	8	8	1	1	5	0	8	.246	0	0
Contreras, Luis	0	0	8.00	9	0	0	0	4	1	0	0	9.0	8	8	8	2	1	9	0	14	.229	2	0
Cousins, Jake	1	0	2.78	21	0	0	0	3	5	1	2	22.2	15	8	7	2	3	11	0	31	.181	2	0
Erege, Lucas	2	1	3.43	33	2	0	0	7	2	1	3	39.1	34	15	15	3	1	23	0	42	.234	5	0
File, Dylan	8	6	4.57	26	19	0	0	1	1	0	0	114.1	107	60	58	13	5	34	0	95	.244	3	1
Garabitos, Pablo	0	0	6.00	1	0	0	0	0	1	0	0	3.0	2	2	2	1	1	3	0	1	.222	0	0
Gasser, Robert	2	2	4.44	5	5	0	0	0	0	0	0	26.1	26	14	13	1	1	16	0	31	.255	4	0
Gott, Trevor	0	0	0.00	3	0	0	0	0	2	0	0	3.2	2	0	0	0	0	1	0	5	.154	0	0
Gustave, Jandel	0	0	2.25	4	0	0	0	0	1	0	0	4.0	4	1	1	0	0	0	0	3	.267	0	0
Hardy, Matt	3	1	4.15	32	0	0	0	5	7	0	2	34.2	37	18	16	3	3	15	2	32	.287	2	0
Harris, Hobie	4	3	2.04	53	0	0	0	26	10	8	9	53.0	29	19	12	5	0	28	0	56	.164	6	0
Hasler, Kent	0	0	9.00	1	0	0	0	1	0	0	0	1.0	2	1	1	0	0	0	0	1	.400	0	0
Herb, Tyler	7	7	5.06	20	14	1	1	2	0	1	1	90.2	120	56	51	11	1	25	1	89	.317	4	0
Houser, Adrian	0	1	3.24	3	3	0	0	0	0	0	0	8.1	6	6	3	1	0	7	0	10	.200	0	0
Jankins, Thomas	0	1	7.04	13	1	0	0	1	2	0	0	15.1	23	13	12	2	3	6	0	16	.359	2	0
Kahle, Nick	0	0	9.00	1	0	0	0	1	0	0	0	1.0	1	1	1	1	0	0	0	0	.250	0	0
Kelley, Trevor	3	3	2.36	34	0	0	0	22	3	9	11	34.1	29	11	9	2	0	10	0	42	.225	1	1
Lindblom, Josh	9	7	4.05	26	24	0	0	0	1	0	0	133.1	120	62	60	23	6	47	0	133	.238	6	0
Lipka, Matt	0	0	9.00	1	0	0	0	1	0	0	0	1.0	1	1	1	1	0	0	0	0	.250	0	0
Mejia, J.C.	0	3	2.76	24	0	0	0	5	5	1	1	29.1	15	11	9	3	3	13	0	33	.150	1	0
Otero, Andy	0	1	3.41	16	0	0	0	4	0	1	2	34.1	31	13	13	2	0	13	0	16	.246	2	0
Peralta, Freddy	0	0	1.69	2	2	0	0	0	0	0	0	5.1	4	2	1	1	0	1	0	8	.200	0	0
Perdomo, Angel	0	0	0.00	3	0	0	0	0	1	0	0	2.1	0	0	0	0	1	6	0	5	.000	1	0
Perdomo, Luis	2	0	2.67	24	3	0	0	7	3	4	5	30.1	21	9	9	2	2	4	0	33	.193	0	0
Robinson, Cam	0	0	6.92	11	0	0	0	7	1	0	0	13.0	16	10	10	1	3	8	0	16	.314	4	0
Rosenthal, Trevor	0	0	18.00	3	0	0	0	0	1	0	0	2.0	4	4	4	2	0	3	0	2	.444	0	0
Sadzeck, Connor	1	1	0.96	24	0	0	0	10	3	3	3	28.0	17	5	3	2	2	12	0	35	.172	2	0
Sanchez, Miguel	4	2	3.79	17	0	0	0	4	2	1	3	19.0	16	8	8	2	2	6	0	18	.235	1	0
Small, Ethan	7	6	4.46	27	21	0	0	2	0	0	0	103.0	82	57	51	8	4	58	0	114	.217	14	1
Strzlecki, Peter	4	0	2.84	27	0	0	0	8	3	3	4	31.2	18	10	4	4	2	10	0	50	.168	1	0
Topa, Justin	2	0	4.34	17	0	0	0	0	4	0	0	18.2	23	9	9	0	3	8	0	17	.307	2	0
Vennaro, Zach	1	0	10.80	3	0	0	0	1	0	0	0	5.0	6	6	6	1	1	4	0	3	.333	0	0
Walden, Marcus	0	3	4.53	16	9	0	0	1	2	0	0	59.2	59	31	30	5	4	19	0	52	.252	3	0
Walters, Nash	0	0	0.00	2	0	0	0	2	0	0	0	1.1	1	0	0	0	0	0	0	0	.200	0	0
White, Tyler	0	0	45.00	1	0	0	0	1	0	0	0	1.0	7	5	5	1	0	0	0	0	.778	1	0
Woodruff, Brandon	0	0	3.38	1	1	0	0	0	0	0	0	2.2	2	1	1	0	0	1	0	7	.200	0	0
TOTALS	91	58	4.02	149	149	1	10	148	67	39	55	1304.2	1184	641	583	142	69	530	3	1265	.241	84	5

2022 GAME RESULTS

Gm. Date	Opp.	W/L	Winning Pitcher	Losing Pitcher	Save	Record	Standings (GB)	Att.
1 4/5	vs. DUR	W, 5-4	Luke Barker (1-0)	Seth Blair (0-1)	-	1-0	T1st	6,136
2 4/6	vs. DUR	L, 9-4	Jack Labouky (1-0)	Caleb Boushley (0-1)	-	1-1	T4th, -1.0	3,969
3 4/7	vs. DUR	L, 6-3	Chris Muller (1-0)	Connor Sadzeck (0-1)	Dusten Knight (1)	1-2	T5th, -2.0	5,239
4 4/8	vs. DUR	W, 3-1	Jason Alexander (4-0)	Zack Erwin (0-1)	Luke Barker (1)	2-2	T2nd, -1.0	4,321
5 4/9	vs. DUR	W, 2-1	Josh Lindblom (1-0)	Calvin Faucher (0-1)	Trevor Kelley (1)	3-2	T2nd, -1.0	6,207
6 4/10	vs. DUR	W, 4-3	Luke Barker (2-0)	Easton McGee (0-1)	Luis Perdomo (1)	4-2	T2nd, -1.0	9,236
7 4/12	@ GWN	L, 4-3	Brady Sittinger (1-1)	Caleb Boushley (0-2)	Brad Brach (1)	4-3	T3rd, -1.0	5,018
8 4/13	@ GWN	W, 7-5	Miguel Sanchez (1-0)	Brandon Brennan (0-1)	Luis Perdomo (2)	5-3	T2nd, -1.0	1,047
9 4/14	@ GWN	W, 2-4	Jason Alexander (2-0)	Jassel De La Cruz (0-1)	Peter Strzelecki (1)	6-3	T2nd, -1.0	1,134
10 4/15	@ GWN	L, 2-1	Brad Brach (1-0)	Miguel Sanchez (1-0)	-	6-4	T4th, -1.0	3,307
11 4/16	@ GWN	W, 10-0	Ethan Small (1-0)	Tucker Davidson (0-1)	-	7-4	3rd, -1.0	3,993
12 4/17	@ GWN	W, 3-0	Caleb Boushley (1-2)	Kyle Muller (1-1)	Miguel Sanchez (1)	8-4	3rd, -1.0	2,446
13 4/19	vs. CLT	W, 7-0	Dylan File (1-0)	Emilio Vargas (0-2)	-	9-4	2nd, -1.0	4,506
14 4/20	vs. CLT	W, 8-1	Jason Alexander (3-0)	Johan Dominguez (0-1)	-	10-4	T1st	4,270
15 4/21	vs. CLT	L, 5-1	Wes Benjamin (1-0)	Josh Lindblom (1-1)	-	10-5	2nd, -1.0	6,959
16 4/22	vs. CLT	W, 12-2	Ethan Small (2-0)	Kade McClure (0-1)	-	11-5	2nd, -1.0	9,659
17 4/23	vs. CLT	W, 9-1	Caleb Boushley (2-2)	Johnny Cueto (0-1)	-	12-5	T1st	10,867
18 4/24	vs. CLT	W, 3-2	Peter Strzelecki (1-0)	Zach Muckenhirn (1-1)	Trevor Kelley (2)	13-5	T1st	10,073
19 4/26	@ STP	L, 4-1	Mario Sanchez (1-0)	Jason Alexander (3-1)	Trevor Megill (1)	13-6	T1st	3,817
20 4/27	@ STP	L, 3-2 (10)	Yennier Cano (1-0)	Trevor Kelley (0-1)	-	13-7	T1st	3,049
21 4/28	@ STP	W, 6-2	Caleb Boushley (3-2)	Ronny Henriquez (0-1)	-	14-7	T1st	4,015
22 4/29	@ STP	W, 7-3	Miguel Sanchez (2-1)	Trevor Megill (0-1)	-	15-7	T1st	4,399
23 4/30	@ STP	W, 12-3 (5)	Dylan File (2-0)	Jake Faria (0-1)	-	16-7	1st	5,974
5/1	@ STP	Cancelled						
24 5/3	vs. NOR	L, 7-4	Matt Vogel (1-0)	Jason Alexander (3-2)	Cole Uvila (4)	16-8	2nd, -0.5	5,146
25 5/4	vs. NOR	W, 4-2	Hobie Harris (1-0)	Logan Gillaspie (0-1)	Connor Sadzeck (1)	17-8	2nd, -0.5	6,236
26 5/5	vs. NOR	W, 4-3 (10)	Trevor Kelley (1-1)	Cole Uvila (1-1)	-	18-8	1st	4,679
27 5/6	vs. NOR	L, 6-5	Diogenes Almengo (3-0)	Ethan Small (2-1)	Nick Vespi (3)	18-9	1st	5,299
28 5/7	vs. NOR	W, 1-0	Miguel Sanchez (3-1)	Mike Baumann (0-1)	Hobie Harris (1)	19-9	1st	9,555
29 5/8	vs. NOR	W, 4-0	Jason Alexander (4-2)	Tim Naughton (0-1)	-	20-9	1st	9,674
30 5/10	@ JAX	W, 3-2	Peter Strzelecki (2-0)	Jimmy Yacobonis (2-2)	Hobie Harris (2)	21-9	1st	2,754
31 5/11	@ JAX	L, 7-5	Jeff Brigham (2-0)	Miguel Sanchez (3-2)	Robert Garcia (2)	21-10	1st	4,046
32 5/12	@ JAX	W, 10-1	Ethan Small (3-1)	Max Meyer (2-1)	-	22-10	1st	5,415
33 5/13	@ JAX	L, 7-3	Bryan Hoeing (2-0)	Dylan File (2-1)	-	22-11	1st	5,543
34 5/14	@ JAX	W, 8-5	Jason Alexander (5-2)	Edward Cabrera (1-1)	Zack Brown (1)	23-11	1st	7,952
35 5/15	@ JAX	W, 11-6	Luke Barker (3-0)	Matthew Kent (1-3)	-	24-11	1st	3,982
36 5/17	vs. LOU	W, 4-3	Peter Strzelecki (3-0)	Buck Farmer (0-2)	Hobie Harris (3)	25-11	1st	6,007
37 5/18	vs. LOU	W, 7-4	Miguel Sanchez (4-2)	Kyle Dowdy (0-1)	-	26-11	1st	7,109
38 5/19	vs. LOU	L, 3-1 (10)	Fernando Cruz (1-1)	Hobie Harris (1-1)	-	26-12	1st	8,269
39 5/20	vs. LOU	W, 4-0	Jason Alexander (6-2)	Mike Minor (0-2)	-	27-12	1st	9,156
40 5/21	vs. LOU	W, 17-7	Luke Barker (4-0)	Reiver Sanmartin (0-2)	-	28-12	1st	10,289
41 5/22	vs. LOU	W, 5-4	Caleb Boushley (4-2)	Phillip Diehl (1-1)	Hobie Harris (4)	29-12	1st	10,327
42 5/24	@ TOL	W, 6-4 (11)	Matt Hardy (1-0)	Luis Castillo (2-1)	Zack Brown (2)	30-12	1st	4,025
43 5/25	@ TOL	L, 3-2	Miguel Diaz (2-1)	Thomas Jankins (0-1)	-	30-13	1st	9,072
44 5/26	@ TOL	L, 9-4	Nivaldo Rodriguez (2-3)	Tyler Herb (0-1)	Derek Law (7)	30-14	1st	3,103
45 5/27	@ TOL	L, 6-4	Drew Hutchison (1-0)	Josh Lindblom (1-2)	Derek Law (8)	30-15	1st	4,871
46 5/28	@ TOL	W, 5-0	Caleb Boushley (5-2)	Markus Solbach (1-1)	-	31-15	1st	8,949
47 5/29	@ TOL	W, 9-5	Zach Vennaro (1-0)	Bryan Garcia (1-1)	-	32-15	1st	6,120
48 5/30	@ DUR	W, 7-5	Connor Sadzeck (1-1)	Zack Erwin (2-3)	Andy Otero (1)	33-15	1st	4,298
49 6/1	@ DUR	L, 17-4	Dusten Knight (1-1)	Nick Bennett (0-1)	-	33-16	1st	4,655
50 6/2	@ DUR	L, 9-7	Easton McGee (3-3)	Josh Lindblom (1-3)	Cristofer Ogando (1)	33-17	1st	4,976
51 6/3	@ DUR	W, 8-4	Caleb Boushley (6-2)	Tommy Romero (2-4)	-	34-17	1st	6,483
52 6/4	@ DUR	L, 5-0	Josh Fleming (5-0)	Alec Bettinger (0-1)	-	34-18	1st	9,032
53 6/5	@ DUR	L, 4-1	Ben Bowden (4-0)	Dylan File (2-2)	Cristofer Ogando (2)	34-19	1st	7,587
6/7	vs. NOR	PPD (6/9)						
54 6/8	vs. NOR	L, 8-3	Marcos Diplan (1-0)	Ethan Small (3-2)	-	34-20	1st	7,246
55 6/9 (1)	vs. NOR	L, 5-4 (7)	Isaac Mattson (1-0)	Josh Lindblom (1-4)	Cole Uvila (6)	34-21	1st	-
56 6/9 (2)	vs. NOR	L, 5-3 (7)	Blaine Knight (1-2)	Tyler Herb (0-2)	-	34-22	1st	8,144
57 6/10	vs. NOR	W, 7-0	Caleb Boushley (7-2)	DL Hall (1-2)	-	35-22	1st	10,458
58 6/11	vs. NOR	W, 4-2	Zack Brown (1-0)	Cameron Bishop (0-1)	Connor Sadzeck (2)	36-22	1st	11,008
59 6/12	vs. NOR	L, 7-2	Marcos Diplan (2-0)	Dylan File (2-3)	-	36-23	1st	8,165
60 6/14	@ MEM	L, 7-3	Aaron Brooks (2-3)	Ethan Small (3-3)	Zach McAllister (1)	36-24	1st	1,693
61 6/15	@ MEM	W, 8-4 (10)	Matt Hardy (2-0)	Kyle Ryan (4-1)	-	37-24	1st	2,005
62 6/16	@ MEM	L, 7-6	Angel Rondon (3-0)	Tyler Herb (0-3)	Kodi Whitley (2)	37-25	1st	2,839
63 6/17	@ MEM	W, 4-1	Caleb Boushley (8-2)	Jake Woodford (0-1)	Zack Brown (3)	38-25	1st	2,811
64 6/18	@ MEM	W, 5-3	Lucas Erceg (1-0)	Thomas Parsons (4-1)	Luke Barker (2)	39-25	1st	5,830
65 6/19	@ MEM	L, 7-6	Aaron Brooks (3-3)	Alec Bettinger (0-2)	-	39-26	1st	3,132
66 6/21	vs. GWN	W, 4-1	Josh Lindblom (2-4)	Bryce Elder (3-4)	-	40-26	1st	7,996
67 6/22	vs. GWN	L, 7-2	Tucker Davidson (2-3)	Tyler Herb (0-4)	-	40-27	1st	7,567
68 6/23	vs. GWN	L, 4-1	Thomas Burrows (4-1)	Alec Bettinger (0-3)	Michael Tonkin (5)	40-28	1st	8,997
69 6/24	vs. GWN	W, 8-3	Dylan File (3-3)	Huascar Ynoa (3-4)	-	41-28	1st	10,514
70 6/25	vs. GWN	W, 2-1	Ethan Small (4-3)	Kyle Muller (4-4)	Luke Barker (3)	42-28	1st	10,914
71 6/26	vs. GWN	W, 9-8 (11)	Lucas Erceg (2-0)	Connor Johnstone (1-2)	-	43-28	1st	6,614
72 6/28	vs. IND	L, 6-3	Cody Bolton (2-1)	Alec Bettinger (0-4)	Eric Stout (3)	43-29	1st	7,927
73 6/29	vs. IND	W, 8-5	Luke Barker (5-0)	Hunter Stratton (1-4)	Peter Strzelecki (2)	44-29	1st	8,199
74 6/30	vs. IND	L, 4-3	Jerad Fickhoff (5-3)	Dylan File (3-4)	John O'Reilly (1)	44-30	1st	6,979
75 7/1	vs. IND	W, 13-4	Ethan Small (5-3)	Mike Burrows (0-1)	-	45-30	1st	8,668
76 7/2	vs. IND	W, 10-8	Peter Strzelecki (4-0)	John O'Reilly (2-2)	-	46-30	1st	8,279
77 7/3	vs. IND	W, 7-4	Alec Bettinger (1-4)	Hunter Stratton (1-5)	Tyler Herb (1)	47-30	1st	11,263
78 7/4	@ COL	W, 5-2	Caleb Boushley (9-2)	Tanner Tully (5-3)	Connor Sadzeck (3)	48-30	1st	9,530
79 7/6	@ COL	W, 9-3	Dylan File (4-4)	Logan Allen (0-1)	-	49-30	1st	6,132
80 7/7	@ COL	W, 6-2	Ethan Small (6-3)	Xzavion Curry (1-1)	-	50-30	1st	6,678
81 7/8	@ COL	W, 5-3	Josh Lindblom (3-4)	Peyton Battenfield (5-5)	Peter Strzelecki (3)	51-30	1st	7,217

2022 IN REVIEW



2022 GAME RESULTS

Gm.	Date	Opp.	W/L	Winning Pitcher	Losing Pitcher	Save	Record	Standings (GB)	Att.
82	7/9	@ COL	W, 6-2	Tyler Herb (1-4)	Aaron Pinto (2-2)	-	52-30	1st	10,684
83	7/10	@ COL	L, 5-3	Nick Mikolajchak (2-2)	Lucas Erceg (2-1)	Justin Garza (1)	52-31	1st	9,048
84	7/12	vs. MEM	L, 2-1	Zach McAllister (3-1)	Dylan File (4-5)	Freddy Pacheco (2)	52-32	1st	6,995
85	7/13	vs. MEM	L, 3-2	Connor Thomas (5-3)	Ethan Small (6-4)	Ryan Loutos (1)	52-33	1st	8,112
86	7/14	vs. MEM	L, 19-4	Jake Woodford (1-2)	Josh Lindblom (3-5)	-	52-34	1st	9,287
87	7/15	vs. MEM	W, 4-3 (10)	Hobie Harris (2-1)	Ryan Loutos (0-2)	-	53-34	1st	10,422
88	7/16	vs. MEM	L, 10-0	Aaron Brooks (5-4)	Tyler Herb (1-5)	-	53-35	1st	12,409
89	7/17	vs. MEM	W, 10-8	Alec Bettinger (2-4)	James Naile (3-3)	Trevor Kelley (3)	54-35	1st	6,739
7/18-7/21 ALL STAR BREAK									
90	7/22	@ LOU	W, 12-6	Luis Perdomo (1-0)	Jared Solomon (1-1)	-	55-35	1st	6,854
91	7/23	@ LOU	L, 10-6	Randy Wynne (4-9)	Dylan File (4-6)	Fernando Cruz (15)	55-36	1st	7,094
92	7/24	@ LOU	L, 9-5	Deck McGuire (2-2)	Josh Lindblom (3-6)	Fernando Cruz (16)	55-37	1st	4,357
93	7/26	vs. CLT	W, 5-2	Tyler Herb (2-5)	Hunter Schryver (2-1)	Trevor Kelley (4)	56-37	1st	6,432
94	7/27	vs. CLT	W, 12-5	Caleb Boushley (10-2)	J.B. Olson (0-2)	-	57-37	1st	7,444
95	7/28	vs. CLT	W, 3-1	Justin Topa (1-0)	Lincoln Henzman (2-3)	Trevor Kelley (5)	58-37	1st	5,243
96	7/29	vs. CLT	W, 4-2	Dylan File (5-6)	Yacksel Rios (3-3)	Trevor Kelley (6)	59-37	1st	10,017
97	7/30	vs. CLT	L, 7-5	Declan Cronin (1-0)	Andy Otero (0-1)	Bennett Sousa (2)	59-38	1st	9,412
98	7/31	vs. CLT	L, 2-1	Yacksel Rios (4-3)	Marcus Walden (0-1)	J.B. Olson (2)	59-39	1st	7,879
99	8/2	@ NOR	W, 8-3	Caleb Boushley (11-2)	DL Hall (2-6)	-	60-39	1st	4,014
100	8/3	@ NOR	W, 8-2	Jason Alexander (7-2)	Matt Harvey (2-1)	-	61-39	1st	3,763
101	8/4	@ NOR	W, 6-2	Dylan File (6-6)	Chris Vallimont (2-5)	-	62-39	1st	3,448
102	8/5	@ NOR	L, 7-2	Bruce Zimmermann (3-1)	Josh Lindblom (3-7)	-	62-40	1st	4,815
103	8/6	@ NOR	L, 3-2	Louis Head (1-0)	Trevor Kelley (1-2)	-	62-41	1st	8,105
104	8/7	@ NOR	W, 9-4	Hobie Harris (3-1)	Yennier Cano (1-2)	-	63-41	1st	4,199
	8/9	vs. GWN	PPD (8/11)						
105	8/10	vs. GWN	W, 2-1	Tyler Herb (3-5)	Jared Shuster (0-2)	Luis Perdomo (3)	64-41	1st	4,001
106	8/11 (1)	vs. GWN	L, 3-2 (9)	William Woods (1-0)	Hobie Harris (3-2)	Michael Tonkin (11)	64-42	1st	-
107	8/11 (2)	vs. GWN	W, 5-1 (7)	Josh Lindblom (4-7)	Huascar Ynoa (5-6)	-	65-42	1st	6,442
108	8/12	vs. GWN	W, 11-2	Dylan File (7-6)	Thomas Burrows (4-3)	-	66-42	1st	8,994
109	8/13	vs. GWN	L, 7-6 (10)	Michael Tonkin (4-1)	Hobie Harris (3-3)	Seth Elledge (3)	66-43	1st	12,140
110	8/14	vs. GWN	L, 5-3	Connor Johnstone (2-2)	Trevor Kelley (1-3)	Jacob Webb (2)	66-44	1st	7,845
111	8/16	@ JAX	L, 12-1	Josh Rogers (1-1)	Adrian Houser (0-1)	-	66-45	1st	2,510
112	8/17	@ JAX	W, 6-2	Josh Lindblom (5-7)	Colton Hock (1-1)	-	67-45	1st	2,520
	8/18	@ JAX	PPD (8/21)						
113	8/19 (1)	@ JAX	W, 6-5 (7)	Jason Alexander (8-2)	Trevor Rogers (0-1)	J.C. Mejia (1)	68-45	1st	-
114	8/19 (2)	@ JAX	W, 7-2 (7)	Dylan File (8-6)	Cody Mincey (1-3)	-	69-45	1st	5,182
115	8/21 (1)	@ JAX	W, 7-0 (7)	Tyler Herb (4-5)	Jeff Lindgren (2-1)	-	70-45	1st	-
116	8/21 (2)	@ JAX	L, 6-3 (7)	George Soriano (2-2)	J.C. Mejia (0-2)	-	70-46	1st	5,249
117	8/23	@ DUR	W, 10-7	Hobie Harris (4-3)	Chris Muller (4-2)	Luis Perdomo (4)	71-46	1st	4,740
118	8/24	@ DUR	W, 9-2	Josh Lindblom (6-7)	Luis Patino (2-2)	-	72-46	1st	4,366
119	8/25	@ DUR	L, 7-5	Jimmy Yacabonis (5-3)	J.C. Mejia (0-2)	Garrett Cleavinger (3)	72-47	1st	4,721
120	8/26	@ DUR	W, 11-8	Justin Topa (2-0)	Chris Muller (4-3)	-	73-47	1st	8,855
121	8/27	@ DUR	W, 3-2	Tyler Herb (5-5)	Josh Fleming (7-2)	Trevor Kelley (7)	74-47	1st	8,882
122	8/28	@ DUR	L, 4-1	Taj Bradley (2-3)	Marcus Walden (0-2)	Dusten Knight (8)	74-48	1st	6,207
123	8/30	vs. MEM	W, 5-3	Luis Perdomo (2-0)	Genesis Cabrera (0-1)	Jake Cousins (1)	75-48	1st	4,139
124	8/31	vs. MEM	L, 9-3	Thomas Parsons (10-3)	Ethan Small (6-5)	-	75-49	1st	4,989
125	9/1	vs. MEM	W, 6-5	Trevor Kelley (2-3)	Junior Fernandez (1-3)	-	76-49	1st	5,278
126	9/2	vs. MEM	W, 6-5	Matt Hardy (3-0)	Garrett Williams (0-5)	Trevor Kelley (8)	77-49	1st	9,178
127	9/3	vs. MEM	W, 4-1	Tyler Herb (6-5)	Connor Thomas (6-8)	Hobie Harris (5)	78-49	1st	7,944
128	9/4	vs. MEM	W, 12-4	Jake Cousins (1-0)	Matthew Liberatore (5-7)	-	79-49	1st	6,640
129	9/6	@ CLT	L, 4-0	Jason Bilous (1-3)	Marcus Walden (0-3)	-	79-50	1st	5,473
130	9/7	@ CLT	L, 9-8	Anderson Severino (3-3)	Ethan Small (6-6)	Lanc Ramsey (3)	79-51	1st	6,146
131	9/8	@ CLT	W, 10-6	Josh Lindblom (7-7)	Tobias Myers (1-14)	-	80-51	1st	6,002
132	9/9	@ CLT	W, 9-1	Robert Gasser (1-0)	Davis Martin (3-5)	-	81-51	1st	8,315
133	9/10	@ CLT	L, 8-5	Yuan Aybar (1-3)	Tyler Herb (6-6)	Andrew Perez (2)	81-52	1st	7,225
134	9/11	@ CLT	L, 7-6	Matt Foster (1-0)	Matt Hardy (3-1)	-	81-53	1st	4,757
135	9/13	vs. JAX	L, 4-1	Will Stewart (6-4)	J.C. Mejia (0-3)	Eli Villalobos (4)	81-54	1st	4,539
136	9/14	vs. JAX	W, 12-4	Victor Castaneda (1-0)	Matthew Kent (7-11)	-	82-54	1st	4,741
137	9/15	vs. JAX	W, 6-1	Josh Lindblom (8-7)	Josh Rogers (2-7)	-	83-54	1st	5,269
138	9/16	vs. JAX	L, 4-0	Eliser Hernandez (4-2)	Robert Gasser (1-1)	-	83-55	1st	7,871
139	9/17	vs. JAX	W, 3-0	Caleb Boushley (12-2)	Braxton Garrett (2-3)	Lucas Erceg (1)	84-55	1st	8,187
140	9/18	vs. JAX	W, 8-5	Ethan Small (7-6)	Jeff Lindgren (3-3)	Hobie Harris (6)	85-55	1st	7,748
141	9/19	@ LOU	W, 8-6	Victor Castaneda (2-0)	Graham Asherafi (3-2)	Hobie Harris (7)	86-55	1st	4,009
142	9/20	@ LOU	L, 10-5	Carson Spiers (2-1)	Tyler Herb (6-7)	Ricky Karcher (3)	86-56	1st	4,576
143	9/21	@ LOU	W, 17-1	Josh Lindblom (9-7)	Justin Nicolino (4-6)	-	87-56	1st	8,328
144	9/22	@ LOU	W, 5-1	Robert Gasser (2-1)	Brandon Williamson (1-5)	-	88-56	1st	5,598
145	9/23	@ LOU	W, 6-3 (10)	Zack Brown (2-0)	Ricky Karcher (2-3)	Trevor Kelley (9)	89-56	1st	6,281
146	9/24	@ LOU	L, 6-4	Randy Wynne (6-11)	Robbie Baker (0-1)	Ricky Karcher (4)	89-57	1st	6,050
147	9/26	vs. MEM	W, 6-5 (11)	Trevor Kelley (3-3)	T.J. McFarland (0-2)	-	90-57	1st	5,227
148	9/27	vs. MEM	W, 9-4	Tyler Herb (7-7)	Matthew Liberatore (7-9)	Hobie Harris (8)	91-57	1st	6,918
149	9/28	vs. MEM	L, 8-4	Thomas Parsons (12-4)	Robert Gasser (2-2)	-	91-58	1st	4,969

END OF REGULAR SEASON

2022 TRANSACTIONS

DATE	NO.	TRANSACTION	ROSTER SIZE
4/6	1	C Brett Sullivan traded to San Diego	31
4/6	2	C Brian Naverreto added from the ACL Brewers	32
4/7	3	C Alex Jackson acquired via trade with Miami	33
4/7	4	RHP Alec Bettinger placed on the Developmental List	33
4/12	5	INF Pablo Reyes reinstated from the Temporary Inactive List	34
4/12	6	LHP Angel Perdomo placed on the 7-day Injured List	33
4/12	7	RHP Moises Gomez reinstated from the Temp. Inactive List, transferred to ACL Brewers	33
4/13	8	INF Jamie Westbrook traded to Detroit	32
4/14	9	RHP J.T. Hintzen reinstated from the Developmental List, transferred to Biloxi	32
4/14	10	RHP Matt Hardy reinstated from the Developmental List	33
4/19	11	OF Dustin Peterson traded to Philadelphia	32
4/26	12	C Alex Jackson recalled by Milwaukee	31
4/26	13	RHP Matt Hardy transferred to Biloxi	30
4/27	14	OF Abraham Almonte placed on the 7-day Injured List (retro to 4/25)	29
4/27	15	OF Garrett Whitley placed on the 7-day Injured List (retro to 4/25)	28
4/28	16	OF Jonathan Davis activated from the 7-day Injured List	28
4/28	17	C Jesús García added from the ACL Brewers Gold	29
5/2	18	INF Mike Brosseau optioned from Milwaukee	30
5/2	19	C Alex Jackson optioned from Milwaukee	31
5/3	20	LHP Rex Brothers released by Milwaukee	30
5/5	21	C Jesús García transferred to the ACL Brewers	29
5/6	22	RHP Luis Perdomo selected by Milwaukee	28
5/6	23	INF Keston Hiura optioned from Milwaukee	29
5/7	24	INF Mike Brosseau recalled by Milwaukee	28
5/8	25	RHP Alec Bettinger reinstated from the Development List	29
5/10	26	INF Yeison Coca transferred to Nashville from Wisconsin	30
5/10	27	OF Corey Ray placed on the 7-Day Injured List (retro to 5/8)	29
5/10	28	RHP J.C. Mejia recalled by Milwaukee	28
5/10	29	RHP Jandel Gustave optioned from Milwaukee	29
5/13	30	RHP Jandel Gustave recalled by Milwaukee	28
5/13	31	OF Abraham Almonte activated from the 7-day Injured List	29
5/14	32	INF Yeison Coca transferred to Biloxi	28
5/14	33	LHP Andy Otero transferred to Nashville from Biloxi	29
5/17	34	RHP Trevor Kelley selected by Milwaukee	28
5/17	35	RHP Matt Hardy transferred to Nashville from Biloxi	29
5/17	36	RHP Tyler Herb transferred to Nashville from Biloxi	30
5/18	37	INF Keston Hiura recalled by Milwaukee	29
5/19	38	RHP Alec Bettinger outrighted to Nashville	29
5/20	39	RHP Trevor Kelley optioned from Milwaukee	30
5/23	40	RHP Dylan File outrighted to Nashville	30
5/23	41	RHP Trevor Kelley recalled by Milwaukee	29
5/23	42	RHP Miguel Sanchez recalled by Milwaukee	28
5/24	43	C Nick Kahle transferred to Nashville from Biloxi	29
5/24	44	INF Mark Mathias selected by Milwaukee	28
5/26	45	OF Corey Ray reinstated from the 7-day Injured List	29
5/26	46	RHP Miguel Sanchez optioned from Milwaukee	30
5/28	47	RHP Miguel Sanchez recalled by Milwaukee	29
5/28	48	RHP Zach Vennaro transferred to Nashville from Biloxi	30
5/30	49	LHP Ethan Small selected by Milwaukee	29
5/30	50	INF Willy Adames added on MLB rehab assignment	29 + 1
5/30	51	RHP Peter Strzelecki selected by Milwaukee	28 + 1
5/30	52	LHP Nick Bennett transferred to Nashville from Biloxi	29 + 1
5/30	53	OF Garrett Whitley reinstated from the 7-day Injured List	30 + 1
5/30	54	INF Mark Mathias optioned from Milwaukee	31 + 1
5/30	55	LHP Ethan Small optioned from Milwaukee	32 + 1
5/30	56	RHP Luke Barker selected by Milwaukee	31 + 1
6/1	57	RHP Jason Alexander selected by Milwaukee	30 + 1
6/1	58	RHP Luke Barker optioned from Milwaukee	31 + 1
6/3	59	LHP Nick Bennett transferred to Biloxi	30 + 1
6/3	60	RHP Peter Strzelecki optioned from Milwaukee	31 + 1
6/3	61	INF Pablo Reyes recalled by Milwaukee	30 + 1
6/3	62	C Alex Jackson recalled by Milwaukee	29 + 1
6/3	63	RHP Luke Barker recalled by Milwaukee	28 + 1
6/4	64	RHP Kent Hasler transferred to Nashville from Wisconsin	29 + 1
6/7	65	RHP Zach Vennaro transferred to Biloxi	28 + 1
6/7	66	RHP Kent Hasler transferred to Biloxi	27 + 1
6/7	67	RHP Lucas Ercceg transferred to Nashville from Biloxi	28 + 1
6/8	68	INF Willy Adames reinstated from MLB rehab assignment	28
6/8	69	INF/OF Pablo Reyes optioned from Milwaukee	29
6/9	70	RHP Thomas Jankins placed on the 7-day Injured List	28
6/11	71	RHP Peter Strzelecki recalled by Milwaukee	27
6/11	72	INF Mark Mathias recalled by Milwaukee	26
6/11	73	RHP Luke Barker optioned from Milwaukee	27
6/11	74	LHP Pablo Garabitos transferred to Nashville from Carolina	28
6/14	75	LHP Pablo Garabitos transferred to Carolina	27
6/16	76	RHP Thomas Jankins reinstated from 7-day injured list and retired	27
6/17	77	RHP Jandel Gustave added on MLB rehab assignment	27 + 1
6/17	78	OF Corey Ray outrighted to Nashville	27 + 1
6/18	79	RHP Brandon Woodruff added on MLB rehab assignment	27 + 2
6/18	80	OF Jonathan Davis selected by Milwaukee	26 + 2
6/22	81	RHP Marcus Walden purchased from the Atlantic League	27 + 2
6/23	82	RHP Brandon Woodruff's MLB rehab transferred to Wisconsin	27 + 1
6/23	83	INF Patrick Dorrian acquired via trade from Baltimore	28 + 1
6/24	84	C Nick Kahle transferred to Biloxi	27 + 1
6/24	85	C Pedro Severino's MLB rehab transferred from Biloxi to Nashville	27 + 2
6/24	86	INF Mark Mathias optioned to Nashville	28 + 2



2022 TRANSACTIONS

DATE	NO.	TRANSACTION	ROSTER SIZE
6/25	87	RHP Jandel Gustave reinstated from MLB rehab assignment	28 + 1
6/25	88	RHP Peter Strzelecki optioned from Milwaukee	29 + 1
6/26	89	INF/OF Pablo Reyes recalled by Milwaukee	28 + 1
6/28	90	INF/OF Pablo Reyes optioned from Milwaukee	29 + 1
6/28	91	INF Andruw Monasterio transferred to Biloxi	28 + 1
6/28	92	RHP Trevor Kelley optioned from Milwaukee	29 + 1
6/30	93	RHP Luis Contreras transferred to Nashville from Biloxi	30 + 1
7/1	94	RHP Trevor Kelley recalled by Milwaukee	29 + 1
7/2	95	RHP Trevor Kelley optioned to Nashville	30 + 1
7/2	96	C Brent Diaz transferred to Nashville from Biloxi	31 + 1
7/3	97	C/1B Pedro Severino reinstated from MLB rehab assignment	31
7/9	98	OF Corey Ray placed on the 7-day injured list (retro to 7/7)	30
7/11	99	OF David Dahl released	29
7/11	100	C Brent Diaz transferred to Milwaukee from Nashville	28
7/11	101	C Jakson Reetz transferred to Nashville from Biloxi	29
7/12	102	C Alex Jackson's MLB rehab transferred from ACL Brewers Blue to Nashville	29 + 1
7/13	103	RHP Connor Sadzeck selected by Milwaukee	28 + 1
7/13	104	INF/OF Keston Hiura optioned from Milwaukee	29 + 1
7/13	105	RHP Luis Perdomo added on MLB rehab assignment	29 + 2
7/15	106	RHP Miguel Sanchez added on MLB rehab assignment	29 + 3
7/16	107	OF Tyrone Taylor added on MLB rehab assignment	29 + 4
7/16	108	OF Matt Lipka acquired via trade from Washington	30 + 4
7/17	109	C Alex Jackson reinstated from MLB rehab assignment; optioned to Nashville	31 + 3
7/19	110	LHP Angel Perdomo claimed off waivers by Tampa Bay	31 + 3
7/22	111	OF Tyrone Taylor reinstated by Milwaukee from rehab assignment	31 + 2
7/22	112	RHP Miguel Sanchez returned to Milwaukee from rehab assignment	31 + 1
7/24	113	RHP Freddy Peralta added on MLB rehab assignment	31 + 2
7/25	114	RHP Jason Alexander optioned from Milwaukee (7/18)	32 + 2
7/25	115	RHP Luis Contreras transferred to Biloxi	31 + 2
7/25	116	LHP Ethan Small recalled by Milwaukee	30 + 2
7/25	117	OF Abraham Almonte traded to Boston	29 + 2
7/26	118	RHP Luke Barker placed on the 7-Day Injured List	28 + 2
7/26	119	RHP Justin Topa added on MLB rehab assignment	28 + 3
7/27	120	LHP Ethan Small optioned from Milwaukee	29 + 3
7/27	121	RHP Peter Strzelecki recalled by Milwaukee	28 + 3
7/29	122	RHP Jake Cousins added on MLB rehab assignment	28 + 4
7/30	123	OF Corey Ray reinstated from the 7-Day Injured List	29 + 4
8/1	124	INF Mark Mathias traded to Texas	28 + 4
8/1	125	OF Esteyru Ruiz optioned from Milwaukee	29 + 4
8/2	126	OF Garrett Whitley transferred to Biloxi	28 + 4
8/2	127	OF Garrett Mitchell transferred to Nashville from Biloxi	29 + 4
8/2	128	OF Sal Frelick transferred to Nashville from Biloxi	30 + 4
8/2	129	OF Joey Wiemer transferred to Nashville from Biloxi	31 + 4
8/2	130	RHP Luis Perdomo reinstated by Milwaukee, optioned to Nashville	32 + 3
8/3	131	RHP Freddy Peralta reinstated from MLB rehab assignment	32 + 2
8/3	132	INF Keston Hiura recalled by Milwaukee	31 + 2
8/3	133	RHP Peter Strzelecki optioned from Milwaukee	32 + 2
8/3	134	OF Corey Ray transferred to Biloxi	31 + 2
8/4	135	C Mario Feliciano recalled by Milwaukee	30 + 2
8/4	136	RHP Luke Barker released	30 + 2
8/4	137	C Jakson Reetz selected by Milwaukee and optioned to Nashville	30 + 2
8/5	138	C Pedro Severino outrighted to Nashville	31 + 2
8/6	139	RHP Adrian Houser added on MLB rehab assignment	31 + 3
8/6	140	RHP Alec Bettinger released	30 + 3
8/7	141	RHP Jason Alexander recalled by Milwaukee	29 + 3
8/8	142	RHP J.C. Mejia's MLB rehab assignment transferred from Biloxi to Nashville	29 + 4
8/13	143	RHP Peter Strzelecki recalled by Milwaukee	28 + 4
8/13	144	RHP Justin Topa returned to Milwaukee from MLB rehab assignment and optioned to Nashville	29 + 4
8/16	145	C Alex Jackson placed on the 7-Day Injured List (retro to 8/14)	28 + 3
8/16	146	C Omar Narvaez added on MLB rehab assignment	28 + 4
8/16	147	C Trevor Rosenthal added on MLB rehab assignment	28 + 5
8/16	148	INF Tyler White traded to Atlanta	27 + 5
8/17	149	RHP Trevor Kelley recalled by Milwaukee	26 + 5
8/17	150	RHP Jason Alexander optioned from Milwaukee	27 + 5
8/18	151	RHP J.C. Mejia reinstated from restricted list and optioned to Nashville	28 + 4
8/18	152	C Jakson Reetz designated for assignment	27 + 4
8/19	153	RHP Caleb Boushley placed on the 7-Day Injured List (retro to 8/18)	26 + 4
8/19	154	LHP Andy Otero released	25 + 4
8/20	155	C Omar Narvaez returned to Milwaukee from MLB rehab assignment	25 + 3
8/20	156	C Mario Feliciano optioned from Milwaukee	26 + 3
8/20	157	C Nick Kahle transferred to Nashville from Biloxi	27 + 3
8/22	158	RHP Jason Alexander recalled by Milwaukee	26 + 3
8/23	159	RHP Cam Robinson transferred to Nashville from Biloxi	27 + 3
8/23	160	RHP Nash Walters transferred to Nashville from Biloxi	28 + 3
8/23	161	INF/OF Pablo Reyes recalled by Milwaukee	27 + 3
8/24	162	INF Andruw Monasterio transferred to Nashville from Biloxi	28 + 3
8/24	163	RHP Adrian Houser returned to Milwaukee from MLB rehab assignment	28 + 2
8/24	164	RHP Trevor Kelley optioned from Milwaukee	29 + 2
8/24	165	RHP J.C. Mejia outrighted to Nashville	29 + 2
8/24	166	RHP Jake Cousins returned to Milwaukee from MLB rehab, optioned to Nashville	30 + 1
8/26	167	INF/OF Pablo Reyes optioned from Milwaukee	31 + 1
8/27	168	OF Garrett Mitchell selected by Milwaukee	30 + 1
8/27	169	C Alex Jackson recalled by Milwaukee	29 + 1

2022 TRANSACTIONS

DATE	NO.	TRANSACTION	ROSTER SIZE
8/28	170	RHP Caleb Boushley activated from the 7-Day Injured List	30 + 1
8/30	171	C Nick Kahle transferred to Biloxi	30 + 1
8/30	172	LHP Robert Gasser transferred to Nashville from Biloxi	31 + 1
8/31	173	RHP Trevor Rosenthal returned to Milwaukee from MLB rehab assignment	31
9/1	174	RHP Luis Perdomo recalled by Milwaukee	30
9/1	175	OF Esteury Ruiz recalled by Milwaukee	29
9/4	176	RHP Nash Walters traded to Los Angeles-AL	28
9/6	177	INF Cam Devanney transferred to Nashville from Biloxi	29
9/8	178	RHP Justin Topa recalled by Milwaukee	28
9/8	179	RHP Luis Contreras transferred to Nashville from Biloxi	29
9/8	180	OF Esteury Ruiz optioned from Milwaukee	30
9/9	181	RHP Justin Topa returned to Nashville from Milwaukee	31
9/9	182	RHP Justin Topa recalled by Milwaukee	30
9/10	183	RHP Trevor Kelley recalled by Milwaukee	29
9/12	184	RHP Victor Castaneda transferred to Nashville from Biloxi	30
9/12	185	RHP Robbie Baker transferred to Nashville from Biloxi	31
9/13	186	OF Jonathan Davis added on MLB rehab assignment	31 + 1
9/13	187	RHP Trevor Gott added on MLB rehab assignment	31 + 2
9/19	188	C Nick Kahle transferred to Nashville from Biloxi	32 + 2
9/19	189	RHP Jake Cousins recalled by Milwaukee	31 + 2
9/19	190	RHP Trevor Kelley optioned from Milwaukee	32 + 2
9/20	191	RHP Justin Topa optioned from Milwaukee	33 + 2
9/21	192	RHP Trevor Gott returned to Milwaukee from MLB rehab	33 + 1
9/21	193	RHP Jason Alexander optioned from Milwaukee	34 + 1
9/23	194	RHP Jake Cousins optioned from Milwaukee	35 + 1
9/24	195	RHP Matt Hardy placed on the temporary inactive list	35 + 1
9/24	196	RHP Jason Alexander added to the active roster	35 + 1
9/26	197	OF Jonathan Davis assigned outright to Nashville	35
9/26	198	RHP Robbie Baker transferred to Biloxi from Nashville	34
9/26	199	C Nick Kahle transferred to Biloxi from Nashville	33
9/28	200	RHP Justin Topa recalled by Milwaukee	32

2022 SEASON NOTES

The Nashville Sounds finished the 2022 season with a 91-58 record, winning the International League West Division title. It was the Sounds' first 90-plus win season since 1980. Nashville finished 4.5 games ahead of second place Toledo Mud Hens. The Sounds spent the following number of days in the International League West Division standings throughout the season: first place – 153, second place – 11, third place – 3, fourth place – 2, fifth place – 1, sixth place – 0, seventh place – 0, eighth place – 0, ninth place – 0, tenth place – 0.

The Nashville Sounds and First Horizon Park led Minor League Baseball in total attendance for the second straight year. A total of 555,576 fans passed through the gates of First Horizon Park in 73 home games. The highest attendance of the season was a sellout crowd of 12,409 on July 16 vs. Memphis. It was the largest crowd in ballpark history. First Horizon Park has been home to 121 sellouts since its opening in 2015.

On top of having the best record in Triple-A, the Sounds boasted a 48-27 record at First Horizon Park. The home mark was the best across the Triple-A level. Since First Horizon Park opened in 2015, the Sounds are 259-234 (.525).

A total of 75 players appeared in at least one game for the Sounds in 2022, including 34 position players and 41 pitchers. Four players went directly from Nashville to Milwaukee for their Major League debut. This list includes Ethan Small, Peter Strzelecki, Luke Barker and Jason Alexander. Seventeen players appeared on Major League rehab assignment with the Sounds. By order of appearance, the list includes: Willy Adames, Jandel Gustave, Brandon Woodruff, Pedro Severino, Alex Jackson, Luis Perdomo, Miguel Sanchez, Tyrone Taylor, Freddy Peralta, Justin Topa, Jake Cousins, Adrian Houser, J.C. Mejia, Omar Narvaez, Trevor Rosenthal, Jonathan Davis and Trevor Gott.

The Sounds finished the season with 200 roster moves, 30 less than the 2021 season. The most roster moves on a single day came on May 30 when the Brewers and Sounds announced eight separate transactions.

For the first time since at least 1988, the Sounds won each of their first seven series of the season. They secured series victory vs. Durham (4-2), at Gwinnett (4-2), vs. Charlotte (5-1), at St. Paul (3-2), vs. Norfolk (4-2), at Jacksonville (4-2) and vs. Louisville (5-1) before splitting a six-game series at Toledo. The Sounds took over the top spot in the West Division with an 18-8 record on May 5 and held the division lead through the rest of the season.

Manager Rick Sweet moved up the all-time minor league wins list throughout the season, finishing the year with the fifth-most wins all time and the second-most among active MiLB managers. He passed Johnny Lipon for win number 2,186 to move into fifth with Nashville's victory over Louisville on September 19.

Just like in 2021, the Sounds found their way into the franchise record book. The team had their best record since the start of its Pacific Coast League debut (1998-present) from games 36-52. After 36 games, the team held a 25-11 record. The success continued into the back half of the season, with the Sounds holding their best record through games 118-128, having a 72-46 record late in the season.

Ethan Small received two honors during the season from the International League. In May, Small was named the Pitcher of the Month in April after going 2-0 with a 0.77 ERA (23.1 IP/2 ER) in five starts, striking out 31 batters. Small was also named the Pitcher of the Week from June 21-26 after striking out 10 hitters over seven one-run innings on June 25 vs. Gwinnett.

2022 SEASON NOTES

Rick Sweet received a pair of postseason awards for his efforts as manager for the Nashville Sounds. He was named the International League Manager of the Year by Minor League Baseball, his fifth career Triple-A level Manager of the Year award and first as manager for the Sounds. Sweet was also the recipient of the Mike Coolbaugh Award, an honor given to a figure who has shown an outstanding work ethic, knowledge of the game and skill in mentoring young players on the field.

Though the Sounds did not sweep any opponents in 2022, they did manage an eight-game win streak at a crucial point of the season. The streak began on July 1 as Nashville took the final three games of a series vs. Indianapolis. Entering a six game series at Columbus with just a 1.5 game lead over the Clippers in the division, Nashville won the first five games in the series to extend their winning streak to eight games and their division lead to 5.5 games by July 9.

The Sounds clinched their first division title since 2016 in dramatic fashion at Louisville on September 23. Nashville led 3-0 after an early Patrick Dorrian homer, but the Bats rallied to tie the game up at 3-3 in the ninth inning. Esteury Ruiz's bunt scored Andruw Monasterio to give the Sounds a lead in extras, then a Brice Turang double put the Sounds up 6-3. Trevor Kelley struck out three Bats and the celebration ensued at Louisville Slugger Field.

Nashville had a winning record against almost all of their opponents in 2022. They posted a double-digit win total against Jacksonville (12-6), Memphis (12-9), Charlotte (11-7), Gwinnett (11-7), Durham (10-8) and Norfolk (10-8). They also finished 5-1 vs. Columbus, 4-2 vs. Indianapolis and 3-2 vs. St. Paul. Only Toledo (3-3) managed a .500 record against the Sounds.

The Sounds pitching staff accomplished a feat that had not been done since 2003: record three consecutive shutouts. The first shutout came via a 10-0 blowout at Gwinnett on April 16, followed by a Caleb Boushley gem in a 3-0 win on April 17. Back at First Horizon Park, Dylan File earned the win in Nashville's 7-0 victory over Charlotte. The last time three straight shutouts happened was in 2003 on April 4, 5 and 7. The scoreless inning streak came to an end on April 19 after 31.2 innings without allowing a run.

Several individual single game and season records were broken by the 2022 Sounds. On September 14 vs. Jacksonville, Esteury Ruiz became the first Sound to steal five bases in a game. The previous high was four stolen bases, set by Otis Nixon on August 31, 1981 at Chattanooga. Another Nixon record was broken on September 22 at Louisville, when Jon Singleton walked for the 111th time in the season, breaking Nixon's previous record of 110 in 1981. Singleton finished with a Triple-A leading 117 walks.

The Sounds set a new team record with 1,265 strikeouts recorded in their 149 games. The total broke the previous high of 1,236 strikeouts set during the 2014 season. Marcus Walden struck out Louisville's Aramis Garcia on September 24 to surpass the previous record.

Nashville had six walk-off victories in 2022 at First Horizon Park. The list includes: April 5 (Opening Night) vs. Durham (5-4), May 5 vs. Norfolk (4-3 in 10 innings), June 26 vs. Gwinnett (9-8 in 11 innings), July 15 vs. Memphis (4-3 in 10 innings), September 1 vs. Memphis (6-5) and September 26 vs. Memphis (6-5 in 11 innings). Corey Ray, Jonathan Davis, Brice Turang, Brian Navarro and Mario Feliciano each had a walk-off single, respectively, while Joey Wiemer ended the September 1 win with a walk-off walk.

Tyler Herb tossed a complete game, going seven innings in game one of a doubleheader on August 21 at Jacksonville. The right-hander struck out six Jumbo Shrimp, allowed five hits and did not allow a walk in the contest. It was Nashville's first complete game shutout since Jharell Cotton's one-hitter in a nine inning game on August 9, 2016 at Round Rock.

2022 SEASON NOTES

The Sounds led the International League in a host of categories, both with the bats and on the mound. Nashville had the best batting average (.268) and led the league in hits (1346), stolen bases (192) and on-base percentage (.355). The pitching staff ranked near the top of the league in ERA (2nd, 4.02), opponent batting average (3rd, .241), WHIP (T-3rd, 1.31) and shutouts (T-4th, 10). Sounds pitchers boasted the lowest opponent batting average in the first inning (.208), while the bullpen posted the second-best ERA (3.72) in the league.

Team MVP Brice Turang paced among the best hitters in the International League all year. The Brewers prospect tied for the league lead with 152 hits and finished second in runs (89), sixth in stolen bases (34), eighth in walks (65), eighth in total bases (219) and 10th in batting average (.286). Turang tied a Sounds record on April 22 vs. Charlotte when he had five hits in the game.

Team Pitcher of the Year Caleb Boushley had a breakout year in the Sounds rotation. The right-hander finished 12-2 with a 3.25 ERA (127.1 IP/46 ER) in 25 starts. He tied for the league lead in wins and finished among league leaders in ERA (2nd), opponent batting average (3rd, .226), WHIP (3rd, 1.17) and starts (T-4th). Boushley ended the season with a 12-game winning decision streak after taking two losses to start the season.

Sal Frelick was promoted to Nashville at the beginning of August and gave more than a boost to the Sounds offense down the stretch. He finished the regular season with a 41-game on-base streak, the longest active streak on the league to close the season and the longest by a Sound in the season. During the streak, Frelick hit .364 (60-for-165) with 36 runs, 23 RBI, 17 walks and eight stolen bases. He also led the league with 69 hits and a .365 batting average since joining the league on August 2.

Esteury Ruiz was acquired by Milwaukee in a trade from San Diego and proved to be a stalwart in the Nashville lineup. He stole 25 bases with the Sounds and hit .333 (20-for-60) in 15 September games to close the season.

2022 TEAM HIGHS AND LOWS

TEAM MISCELLANEOUS

Longest Winning Streak.....	8 Games, July 1-9
Longest Losing Streak.....	5 Games, June 4-9
Longest Game, Time.....	3:48, May 24 at Toledo (11 innings)
Longest Game, Innings.....	11 (3x), Last - September 26 vs. Memphis
Longest Nine-Inning Game, Time.....	3:35, April 5 vs. Durham
Shortest Nine-Inning Game, Time.....	1:59, June 25 vs. Gwinnett
Largest Crowd, Home.....	12,409, July 16 vs. Memphis
Largest Crowd, Road.....	10,684, July 9 at Columbus
Smallest Crowd, Home.....	3,969, April 6 vs. Durham
Smallest Crowd, Road.....	1,047, April 13 at Gwinnett

TEAM BATTING

Most Runs Scored.....	17 (2x), Last - September 21 at Louisville
Most Runs Scored, One Inning.....	7 (2x), Last - 6th Inning, September 21 at Louisville
Most Hits.....	19, June 24 vs. Gwinnett
Fewest Hits.....	1, September 6 at Charlotte
Most Doubles.....	6, Last - June 24 vs. Gwinnett
Most Triples.....	1 (22x), Last - September 23 at Louisville
Most Home Runs.....	4 (6x), Last - August 26 at Durham
Most Walks.....	11, August 2 at Norfolk
Most Strikeouts.....	17 (2x), Last - May 24 at Toledo
Most Stolen Bases.....	6, September 22 at Louisville
Most Left On Base.....	19, May 24 at Toledo

TEAM PITCHING

Most Runs Allowed.....	19, July 14 vs. Memphis
Most Runs Allowed, One Inning.....	8 (2x), Last - 2nd Inning, July 2 vs. Indianapolis
Most Hits Allowed.....	23, July 14 vs. Memphis
Fewest Hits Allowed.....	1, August 11 (G1) vs. Gwinnett
Most Home Runs Allowed.....	6, June 2 at Durham
Most Walks Allowed.....	10, August 25 at Durham
Most Strikeouts.....	19, August 13 vs. Gwinnett

INDIVIDUAL BATTING

Most Runs Scored.....	4 (3x), Last - Pedro Severino, September 21 at Louisville
Most Hits.....	5, Brice Turang, April 22 vs. Charlotte
Most Doubles.....	2 (14x), Last - Joey Wiemer, September 27 vs. Memphis
Most Triples.....	1 (22x), Last - Matt Lipka, September 23 at Louisville
Most Home Runs.....	2 (9x), Last - Sal Frelick, September 14 vs. Jacksonville
Most RBI.....	7 (2x), Last - Mario Feliciano, September 4 vs. Memphis
Most Walks.....	4, Jon Singleton, August 3 at Norfolk
Most Stolen Bases.....	5, Esteury Ruiz, September 14 vs. Jacksonville
Longest Hitting Streak.....	17 Games, Brice Turang, July 16-August 10 & Esteury Ruiz, August 10-28
Longest On-Base Streak.....	41 Games, Sal Frelick, August 7-End of Season
Longest RBI Streak.....	6 Games, Tyler White, April 16-23

INDIVIDUAL PITCHING

Most Innings Pitched, Starter.....	8.0, Tyler Herb, September 3 vs. Memphis
Most Innings Pitched, Reliever.....	5.2, Dylan File, June 18 at Memphis
Most Hits Allowed.....	11, Tyler Herb, June 22 vs. Gwinnett
Most Earned Runs Allowed.....	8 (3x), Last - Ethan Small, September 7 at Charlotte
Most Strikeouts, Starter.....	10, Ethan Small, June 25 vs. Gwinnett
Most Consecutive Scoreless Innings.....	15.2, Trevor Kelley, April 29-August 4
Longest Winning Streak.....	12 Games, Caleb Boushley, April 17-End of Season

2022 SOUNDS RECORD WHEN THEY...

Series (W-L-T).....	18-5-3	Scoring First.....	65-17
Series Openers.....	16-10	Opp. Scoring First.....	26-41
Series Finales.....	14-12	Scoring 4+ Runs.....	80-23
Series Sweeps.....	0-0	Opp. Scoring 4+ Runs.....	34-49
Day Games.....	11-9	Scoring 3 or < Runs.....	12-34
Night Games.....	80-49	Opp. Scoring 3 or < Runs.....	57-9
vs. RH Starter.....	56-39	Hit a HR.....	66-26
vs. LH Starter.....	35-19	Allow a HR.....	38-41
April.....	16-7	Hit 2+ HR.....	40-11
May.....	17-8	Allow 2+ HR.....	15-26
June.....	11-15	Outhit Opponent.....	68-11
July.....	15-9	Tie in Hits.....	8-6
August.....	16-10	Outhit by Opponent.....	15-41
September.....	16-9	Record 10+ Hits.....	44-10
Monday.....	4-0	Allow 10+ Hits.....	12-23
Tuesday.....	11-10	Commit an Error.....	29-31
Wednesday.....	14-11	Commit No Errors.....	62-27
Thursday.....	12-13	Walk-Off Wins.....	6
Friday.....	20-6	Walk-Off Losses.....	4
Saturday.....	16-8	Extra-Innings.....	7-4
Sunday.....	15-10	Sounds Starter 6+ IP.....	34-6
vs. West Division.....	48-29	Sounds Starter 7+ IP.....	7-1
vs. East Division.....	43-29	Sounds Starter 8+ IP.....	1-0
vs. NL Affiliate.....	49-29		
vs. AL Affiliate.....	42-29		
Lead After 6.....	71-5		
Trail After 6.....	11-45		
Tied After 6.....	8-8		
Lead After 7.....	68-4		
Trail After 7.....	8-43		
Tied After 7.....	9-8		
Lead After 8.....	79-2		
Trail After 8.....	3-48		
Tied After 8.....	3-5		

HISTORY



NASHVILLE BASEBALL HISTORY

The 2023 season marks the 45th in Nashville Sounds team history, and the second as a member of the International League. It also marks the third consecutive year as the Triple-A affiliate of the Milwaukee Brewers, and 14th overall with Milwaukee after the two organizations spent 10 years together from 2005-14.

Baseball's roots in Nashville go back to the 19th Century. In fact, baseball has been played in Middle Tennessee since at least 1860, when the Republican Banner newspaper published a July 25th report on the game's popularity the previous fall. During the Civil War, Union soldiers temporarily based here helped spread the game in the local community. Home field was a place known as the Sulphur Springs Bottom, a half-mile north of today's state capitol.



When the original Southern League was organized in 1885, Nashville was a charter city and games were played at Nashville's Athletic Park, as the Sulphur Springs Bottom location came to be known. The city fielded several entries in the league over the next ten years -- the Americans (1885-86), the Blues (1887), the Tigers (1893-94), and the Seraphs (1895) -- but was unable to claim a pennant.

When the Southern Association was formed in 1901, Athletic Park -- which was later given the name Sulphur Dell by famed sportswriter Grantland Rice -- became the permanent home to the Nashville Volunteers (or Vols, for short), who played there for the next 61 years. Under the guidance of manager Newt Fisher, the Nashville club won the SA's first two pennants. The team, which was not known as the Vols until a "name the team" contest conducted prior to the 1908

season, continued to build a solid, loyal fan base.

Over the years, Nashville would stake claim to several more pennants, 18 SA batting championships, and the all-time SA home run mark (Bob Lennon blasted 64 longballs in 1954).

The hitters weren't the only players experiencing success, however. Vols hurlers notched 16 SA strikeout titles -- more than any other team -- and Nashville produced several 20-game winners. But year after year, the league's ERA title eluded Nashville pitchers, mainly due to the extremely short 262-foot porch in right field that resulted in countless home runs for left-handed sluggers and caused pitchers to refer to the ballpark as "Sulphur Hell."

Negro League baseball was also part of the Nashville sports landscape in the early 20th century. Nashville's Thomas T. Wilson formed the semi-pro Nashville Standard Giants in 1920 and the team quickly built regional reputation throughout the South. In 1931, Wilson's team gained entry into the Negro National League and was later renamed the Nashville Elite Giants.

Wilson Park, an 8,000-seat stadium, was constructed in early 1929 in the Trimble Bottom section of Nashville, near the old Meharry Medical College and Waldon College, right in the middle of Nashville's largest Negro community. His marketing strategy, however, appealed to fans of all race and the facility was used throughout the following decade by numerous community groups and promoters, both black and white.

Unfortunately, the Negro National League disbanded the following year but Wilson kept his team alive by joining the Southern Negro League in the 1932 season. The NNL was reincarnated in 1933 and the Elite Giants rejoined the league for two additional seasons in 1933-34. Due to a declining economy, Wilson moved the club to Columbus following the 1934 campaign, ending Nashville's involvement in the Negro League scene.

In addition to the professional teams based in Nashville, Sulphur Dell also played host to countless Major League clubs and several Hall of Famers over the years. It was common for teams to stop and play games in Nashville on their route from Florida spring training to their northern homes. In addition, barnstorming teams became popular visitors to the Dell.

NASHVILLE BASEBALL HISTORY

Among the famous names to play on this site over the years include Babe Ruth, Lou Gehrig, Hank Aaron (who made his professional debut at Sulphur Dell), Ted Williams, Minnie Minoso, Monte Irvin, Cool Papa Bell, Bob Feller, Rube Waddell, Warren Spahn, Satchel Paige, Roy Campanella, Jackie Robinson, Eddie Mathews, Josh Gibson, and Honus Wagner.

Following the 1961 season, the Southern Association disbanded and Sulphur Dell sat empty for a year. But in 1963, the South Atlantic League came to town and Nashville had its first Double-A team.

Unfortunately, the Double-A Vols had a disappointing inaugural season and the franchise folded. In 1969, Sulphur Dell was razed and a parking lot was built on the site.

After a fifteen-year hiatus, professional baseball returned to Music City in 1978 as the Southern League expansion franchise team, the Nashville Sounds. Owner and general manager Larry Schmittou, who had been involved in the Nashville baseball scene for several years as the head coach of the Vanderbilt collegiate squad, was instrumental in the re-emergence of pro baseball in Nashville.

Schmittou employed the city's entertainment scene into the nickname and country & western stars such as Larry Gatlin, Jerry Reed, Conway Twitty, and Richard Sterban (bass singer of the Oak Ridge Boys) became Sounds stockholders.

The club played their home games at a new facility, Herschel Greer Stadium, located south of downtown at the foot of St. Cloud Hill in Fort Negley Park. Fans responded to the return of baseball to the city by flocking to the ballpark. Nashville led the Southern League in attendance in each of their seven seasons as a member of the circuit.

As a Cincinnati Reds affiliate in the Double-A Southern League, the Sounds finished ninth during their inaugural campaign in 1978 but easily led the league in attendance, drawing 380,000 fans (more than double the second-place attendance). The club returned with a resurgence the following season, leading the nation in minor league attendance and capturing the Southern League crown behind manager George Scherger. The Sounds beat cross-state rival Memphis for the Western Division title, then defeated Columbus for the SL championship. Pitcher Scott Brown captured the one honor that had eluded Nashville pitchers for years, winning the ERA title with a 2.40 mark.

In 1980, the Sounds switched affiliations, becoming a part of the famed New York Yankees organization, and remained at the top of their game. Skippers Stump Merrill and Johnny Oates and players such as Steve Balboni, Don Mattingly, Buck Showalter, Otis Nixon, Willie McGee, Pat Tabler, Dan Pasqua, and Jamie Werly helped lead Nashville to first or second place finishes in their division from 1980-84. In 1982, Brian Dayett brought Music City its second Southern League championship with a dramatic 12th-inning homer. Two years later, Jim DeShaies hurled the club's first no-hitter.

In 1984, Schmittou purchased the Evansville Triplets of the American Association and in 1985 moved the franchise to Nashville. Nashville's Southern League franchise was moved to Huntsville (as the Sounds became a Triple-A franchise for the first time), but the Southern League would later make a unique reappearance at Greer.

The Sounds' initial Triple-A affiliation was with the Detroit Tigers from 1985-86. Although Nashville failed to win any titles during this two-year period, there were several individual accomplishments worth mentioning. Scotti Madison and Bruce Fields posted back-to-back American Association batting titles, and Bryan Kelly tossed the club's second no-hitter.



NASHVILLE BASEBALL HISTORY

Sounds alumni were well-represented at the major-league level in 1985. Don Mattingly of the Yankees (1981 Sounds) picked up the American League's Most Valuable Player Award, while the National League MVP honor went to Willie McGee of the Cardinals, a Sounds player in 1980-81.

In 1987, the Sounds rejoined the Cincinnati farm system, this time as the Reds' Triple-A affiliate. Over the first three seasons (1987-89), Nashville fans enjoyed the opportunity to watch players who eventually made up two-thirds of Cincinnati's 1990 World Series championship roster. The Sounds also experienced success in 1990, winning an Eastern Division championship in a one-game playoff with Buffalo after both clubs finished the regular season in a tie. The extra-inning affair was one of the most exciting games in club history and was decided by Chris Jones' two-run homer in the top of the 18th inning.

Greer Stadium was the site of a rare baseball occurrence in 1988, when Nashville and Indianapolis exchanged no-hitters on back-to-back nights in early August. Jack Armstrong fired a no-no one night after Indianapolis' Randy Johnson registered a no-hitter against the Sounds, although Nashville was able to post a 1-0 victory in the contest due to a handful of Indians errors.

Over the early '90s, Nashville became a solid member of the American Association and set its all-time attendance mark when 605,122 fans came out to Greer Stadium in 1990. The Sounds switched affiliations again in 1993, this time becoming the top farm club of the Chicago White Sox. In their first year with the Sox, the Sounds won an Eastern Division crown and continued to enjoy excellent attendance, drawing over 400,000 fans for the fifth consecutive year.

The 1993 season also brought two additions to the Greer Stadium landscape: the signature, guitar-shaped scoreboard and a second professional team.

Following the '92 campaign, Charlotte moved up to the Triple-A level and when a proposed transfer of the Double-A franchise to New Orleans was blocked shortly before the season began, the Southern League suddenly had a homeless club. Sounds owner Larry Schmittou offered the use of Greer Stadium for the 1993 season. The Nashville Xpress -- a Twins affiliate -- would schedule home games during Sounds road trips, offering pro ball on a daily basis to local fans.

The Double-A Xpress won the first half in the West, but fell to eventual SL champion Birmingham in the playoff opener, while the Sounds went on to the American Association Championship Series before falling to Iowa in extra innings in Game 7. The Xpress were back for one more season in 1994 before relocating to Wilmington, N.C. for the 1995 season. The '94 Southern League campaign brought perhaps the most famous visitor to Greer Stadium -- Birmingham outfielder Michael Jordan, who was the talk of minor league baseball during his one-year retirement from the Chicago Bulls, made several appearances in Nashville.

On the Triple-A front, the Sounds experienced great success during their five-year affiliation with the White Sox, winning a pair of Eastern Division crowns and appearing in the 1994 American Association championship (lost to Indianapolis). Fans were provided the opportunity to watch future major-league stars such as Magglio Ordonez, Ray Durham, and James Baldwin, while many of the players who would go on to make up the 2000 AL Central champion White Sox fine-tuned their skills at Greer Stadium.

The American Association disbanded in 1997 and the Sounds joined the Pacific Coast League as a member of the Pittsburgh Pirates organization -- their fifth major league organization. Along with a new big-league affiliate came a new logo, color scheme, and uniform. The Sounds spent seven seasons as a Bucs affiliate, making the playoffs once over that span.

NASHVILLE BASEBALL HISTORY

Outfielder Chad Hermansen blasted 92 home runs in his five seasons as a Sound (1998-2002) to become the franchise's all-time leader in that category. Left-handed slugger Ivan Cruz (1999-00) became a crowd favorite with his jaw-dropping home runs. Catcher Craig Wilson burst onto the scene in 2000, falling one short of the club record with 33 homers. The PCL All-Star tied a Sounds record in June of that year by swatting three longballs in one game. And catcher Humberto Cota led the Sounds with 71 RBI in 2001 to earn the Pittsburgh Pirates' Minor League Player of the Year award.

Journeyman right-hander John Wasdin added his name to the record book in dramatic fashion during his first start of the 2003 season. The 30-year-old tossed the Sounds' first perfect game and only the second nine-inning perfect in the 100-year history of the Pacific Coast League. Wasdin's gem against Albuquerque propelled Nashville to a 14-1 start, which they rode to an Eastern Division title (their first in 10 years) and a berth in the PCL Championship Series (where they were swept by Sacramento, 3-0).

Following the 2004 season, the Sounds changed affiliates once again, welcoming the Milwaukee Brewers to town as the sixth different major-league franchise to set up shop in Music City.

In the club's first season as a Brewers affiliate in 2005, the Sounds captured the Pacific Coast League championship -- the club's first-ever Triple-A title and the city of Nashville's first professional championship in 23 years, dating back to the Sounds' Southern League title in 1982.

Greer Stadium began showing its age in the 2000s and Sounds ownership initiated discussions with government officials about the possibility of a new ballpark for the city. Nashville Mayor Karl Dean announced in November 2013 that an agreement had been made for a new home for the Sounds.

In 2015, the Sounds moved into a brand new, state-of-the-art facility at the old Sulphur Dell site. The \$47 million dollar First Tennessee Park opened on April 17, 2015 when the Sounds topped the Colorado Springs Sky Sox, 3-2, in 10 innings. Along with the new ballpark, the Sounds enjoyed their first season with a new affiliate - the Oakland Athletics. The Sounds finished in third place in the American Southern Division with a 66-78 record and missed the playoffs for the eighth consecutive season.

The second year with the new affiliate brought a season full of success. The Sounds finished with a record of 83-59 record in the regular season, the best in the Pacific Coast League. The 83 wins were tied for fifth-most in franchise history, and were the most a Nashville team has had since the 2007 team won 89 games. They returned to the playoffs for the first time since that 2007 season and won the franchise's fifth division title since joining the PCL in 1998.

The season ended in heartbreak, however, as Nashville met the Oklahoma City Dodgers in the American Conference Finals where the season came to a dramatic end in game five. After winning game one at Chickasaw Bricktown Ballpark, the Sounds dropped game two the next night. They came back to win game three at home to take a 2-1 series lead, but the Dodgers won game four, 7-1, to set up a deciding game. In a game that featured five lead changes, the Sounds blew a 9-7 lead in the eighth inning and lost game five, 10-9.

In 2017, the Sounds finished 68-71, good for second place in the American Southern Division. Despite the sub-.500 record on the field, fans flocked to First Tennessee Park in record numbers. 22 sellouts were recorded during the season, and the Sounds averaged a PCL-best 8,861 fans per game at home. Prior to the start of the 2018 season, Trevor Hoffman became the first Nashville Sounds player to be inducted into the National Baseball Hall of Fame.

2018 would be Nashville's final season as the Triple-A affiliate of the Oakland Athletics. Manager Fran Riordan led the club to a 72-68 record despite constant roster turnover. On August 3, 2018, the Sounds notched franchise win number 3,000 with a 6-2 win over Fresno. On August 28, 2018, Nashville won its 1,500th game as a member of the Pacific Coast League. The 2018 season was highlighted by Nick Martini's incredible franchise-record, 66-game on-base streak. In four years as the A's Triple-A affiliate, the Sounds finished with a 289-276 record.

NASHVILLE BASEBALL HISTORY

Following the 2018 season, a major franchise change occurred for the Sounds. On September 20, 2018, in a press conference at First Tennessee Park, the Sounds and Texas Rangers entered into a four-year Player Development Contract, making the Sounds the new Triple-A affiliate of the Texas Rangers. The offseason of change continued when the Sounds revealed their remastered identity. The team changed all logos, marks and uniforms in a November 15 presentation at First Tennessee Park.

The new era of Nashville Sounds baseball began when First Tennessee Park hosted its first Major League Baseball exhibition game on March 24, 2019. The Sounds hosted the Texas Rangers in front of a record-breaking crowd of 11,824 on a Sunday afternoon.

Momentum continued into the 2019 season in which the ballpark hosted 23 sellouts as the Sounds finished third in average attendance in all of Minor League Baseball. On the field, Nashville finished in third place in the Pacific Coast League's American Northern Division with a 66-72 mark. The season was highlighted by several team records set by pitcher Tim Dillard and the power display from prolific duo of Matt Davidson (33) and Patrick Wisdom (31) who combined to hit 64 home runs.

Following the 2019 season, the Sounds were named the 2019 Triple-A winner of Baseball America's coveted Freitas Award. The Freitas Awards have been presented by Baseball America annually since 1989 and recognize franchises for their community involvement, long-term business success and consistent operational excellence.

2020 brought a multitude of events to both Nashville and the Sounds. In the late hours of March 2 and early hours of March 3, a tornado ravaged Nashville and the Germantown neighborhood that is home to the ballpark. The iconic guitar scoreboard was severely damaged and a large portion needed to be rebuilt. The roof to the ballpark also suffered significant damage.

During the rebuild phase of the guitar and roof repair, First Tennessee Park officially changed to First Horizon Park. In the first five years of the park, a total of 2,844,713 fans entered the gates and 98 games were sold out.

The tragic tornado was only a sign of things to come. The Covid-19 pandemic hit Minor League Baseball hard. In early July, the entire minor league season was cancelled.

The long-standing agreement between Major League Baseball and Minor League Baseball ended on September 30, 2020 which meant significant changes were ahead. On December 9, 2020, the Sounds received an invitation from the Milwaukee Brewers as part of MLB's new player development structure. The organization officially accepted the invitation and became the new Triple-A affiliate of the Brewers.

The second installment of the Sounds' affiliation with the Milwaukee Brewers began in 2021. Rick Sweet, who managed the club in 2014, returned as skipper and led the Sounds to a 70-58 record. Still recovering from the pandemic, the Sounds and First Horizon Park were limited to 40% capacity for the first three home games. When the capacity restriction was lifted, fans came out with authority. The Sounds led Minor League Baseball in total attendance (436,868) and per-game attendance (6,721).

On the field, Nashville's 70-58 record was good for fourth place in the newly formed Triple-A East League Southeast Division. From May 18 to June 3, the team matched a franchise record by winning 15 consecutive games.

In their first season in the new International League, the Sounds won the West Division to qualify for the International League Championship Game. With a record of 91-58, Nashville was the only team to cross the 90-win threshold in Minor League Baseball. Just like in '21, the Sounds paced Minor League Baseball in total attendance (555,576). The season also boasted the highest single-game attendance in First Horizon Park history with 12,409 fans on July 16.


After the 2022 season, the Sounds were honored as the Organization of the Year by Minor League Baseball, receiving the award for the first time in the club's 45-year history.

JOHN WASDIN'S PERFECT GAME

April 7, 2003 is a day that will live forever in the baseball history books. It just happened to be a perfect day for John Wasdin.

The 30-year-old Nashville Sounds starter fired the first perfect game in the team's 26-year history in a 4-0, 100-pitch victory over the visiting Albuquerque Isotopes at Greer Stadium.

The rare achievement was only the second nine-inning perfect game in the 100-year history of the Pacific Coast League. Wasdin struck out Isotopes pinch hitter Rob Stratton on four pitches to close the game before he was mobbed by his teammates just in front of the mound following his first start of the season.



Wasdin matched a Nashville individual-game record with 15 strikeouts in the contest, including the final two batters he faced, to etch his name in the record books. 72 of his 100 pitches were thrown for strikes.

Nashville manager Trent Jewett addressed the entire Sounds team about the night's significance in the Greer Stadium clubhouse immediately following the game.

"A lot of you have been in baseball a long time, but what you just witnessed, you'll never see anything more magical or more difficult," Jewett said. "Absolutely unbelievable."

Third baseman Mike Gulan provided the biggest defensive plays behind Wasdin, snaring a sharply-hit Matt Treanor line drive back-handed just inside the third-base line to record the first out of the ninth inning and making an outstanding barehand play on a Jesus Medrano bunt in the top of the fourth to nail the Isotope by a step.

Wasdin's perfect game was Nashville's first no-hit effort since Jack Armstrong tossed one against Indianapolis on August 7, 1988, and was the fourth by a Sounds hurler and eighth overall in a game involving the Sounds. Oklahoma City's Rick Helling fired a perfect game against the Sounds in 1996.

Albuquerque Isotopes at Nashville Sounds

Apr 07, 2003 at Nashville, Tenn. (Greer Stadium)

Albuquerque Isotopes 0 (3-2)

Nashville Sounds 4 (4-0)

Player	AB	R	H	RBI	Player	AB	R	H	RBI
Jesus Medrano 2b	3	0	0	0	Jesus Medrano 2b	3	0	0	0
Kevin Hooper ss	3	0	0	0	John Barnes lf	3	1	0	0
Jason Wood 1b	3	0	0	0	Adam Hyzdu 1b	3	1	1	2
Chad Allen cf	3	0	0	0	Carlos Rivera 1b	0	0	0	0
Chris Wakeland lf	3	0	0	0	Mike Gulan 3b	4	1	3	0
Chris Ashby rf	3	0	0	0	Dave Doster 2b	3	0	0	1
Matt Treanor c	3	0	0	0	J.J. Davis rf	3	1	1	0
Matt Erickson 3b	3	0	0	0	Humberto Cota c	3	0	0	0
Jason Secoda p	2	0	0	0	Aaron Holbert ss	3	0	2	0
Doug Bochtler p	0	0	0	0	John Wasdin p	3	0	1	0
Marc Wilkins p	0	0	0	0	Totals	28	4	8	3
Juan Alvarez p	0	0	0	0					
Robert Stratton ph	1	0	0	0					
Totals	27	0	0	0					

Score by Innings R H E

Albuquerque Isotopes 000 000 000 - 0 0 2
 Nashville Sounds..... 020 002 00X - 4 8 0

E - Hooper, K; Secoda, J. DP - Albuquerque 2. LOB - Nashville 4. 2B - Gulan, M; Holbert, A. HR - Hyzdu, A. SF - Doster, D. SB - Davis, J; Holbert, A. CS - Hyzdu, A.

Albuquerque Isotopes	IP	H	R	ER	BB	K	NP
Jason Secoda L, 0-1	5.0	5	4	2	3	4	78
Doug Bochtler	1.0	1	0	0	0	1	10
Marc Wilkins	1.0	1	0	0	0	1	13
Juan Alvarez	1.0	1	0	0	0	1	15

Nashville Sounds	IP	H	R	ER	BB	K	NP
John Wasdin W, 1-0	9.0	0	0	0	0	15	100

Inherited runners/scored: None. Pitches/strikes: Secoda, J 78/50; Bochtler, D 10/7; Wilkins, M 13/10; Alvarez, J 15/11; Wasdin, J 100/72.

Walks - Alvarez, T; Barnes, J; Hyzdu, A.

Umpires - HP: Jimmy Horton 1B: Ryan West 3B: Matt Schaeffer

Time - 2:02 Attend - 1946

MANNY PARRA'S PERFECT GAME

Sounds left-hander Manny Parra made history on June 25, 2007 at The Dell Diamond in Round Rock, Texas, throwing a perfect game in Nashville's 3-0 victory over the Express in his second career Triple-A start.

The 24-year-old hurler was mobbed near the mound by teammates shortly after 9:43 p.m. as first baseman Brad Nelson gazed a game-ending popup off the bat of pinch hitter Jesse Garcia as Parra etched his name into the record books.

"I don't think I even watched it come down," Parra said. "I was thinking, 'Is this really happening?' It was unbelievable. It's something I never thought I'd do. I've never even seen a no-hitter in person."

Parra's teammates mobbed the Sacramento native at the mound as the remaining opposing fans at The Dell Diamond gave him a standing ovation.

"It's the greatest feeling I've ever had," Parra said.

Parra, who earned his first career Triple-A victory with the historic effort, set a new career high with 11 strikeouts in the contest. He had previously fanned 10 batters on five occasions.

The southpaw, who threw 107 pitches including 77 strikes, did not face a three-ball count against any batter until the bottom of the seventh inning and worked through three-ball counts only three times all evening.

The rare achievement was only the third nine-inning perfect game in the 104-year history of the Pacific Coast League – and the second by a member of the Nashville Sounds.

Tacoma's John Halama threw the first PCL perfect game on July 8, 2001 before the Sounds' John Wasdin duplicated the feat on April 7, 2003 at Greer Stadium.

It was the sixth no-hit effort by a Sounds hurler (second perfect game) and 11th overall no-hitter in a game involving the Sounds in the club's 30-year history.



Nashville Sounds at Round Rock Express June 25, 2007 at Round Rock, Texas (Dell Diamond)

Nashville Sounds (45-32)					Round Rock Express (32-45)				
Player	AB	R	H	RBI	Player	AB	R	H	RBI
Tony Gwynn cf	3	0	0	0	Mike Rodriguez cf	3	0	0	0
Callix Crabbe 2b	4	1	3	0	Brooks Conrad ss	3	0	0	0
Laynece Nix cf	4	0	0	0	Danny Klassen ss	3	0	0	0
Joe Dillon 3b	3	1	1	1	Jason Lane rf	3	0	0	0
Brad Nelson 1b	4	1	1	0	Cody Ransom 3b	3	0	0	0
Mike Rivera c	4	0	2	2	Mark Saccomanno 1b	3	0	0	0
Drew Anderson lf	4	0	2	0	Humberto Quintero c	3	0	0	0
Ozzie Chavez ss	4	0	1	0	Josh Anderson lf	2	0	0	0
Manny Parra p	4	0	0	0	Barry Wesson ph	1	0	0	0
					Matt Albers p	2	0	0	0
					Paul Estrada p	0	0	0	0
Totals	34	3	10	3	Jesse Garcia ph	1	0	0	0
					Totals	27	0	0	0

Score by Innings

Nashville Sounds..... 100 000 002 - 3 10 0
Round Rock Express.. 000 000 000 - 0 0 1

E - Conrad, B. LOB - Nashville 6. 2B - Crabbe, C; Anderson, D; Rivera, M. SB - Crabbe, C. CS - Gwynn, T 2; Anderson, D.

Nashville Sounds	IP	H	R	ER	BB	K	NP
Manny Parra W, 1-1	9.0	0	0	0	0	11	107

Round Rock Express	IP	H	R	ER	BB	K	NP
Matt Albers L, 2-3	7.0	8	1	1	1	6	119
Paul Estrada	2.0	2	2	2	1	2	31

Inherited runners/scored: None. Pitches/strikes: Parra, M 107/77; Albers, M 119/68; Estrada, P 31/20.

Walks - Gwynn, T; Dillon, J.

Umpires - HP: Scot Chamberlain 1B: Dan Bellino 3B: Casey Moser Time - 2:36 Attend - 8611

24-INNING GAME

The Nashville Sounds were on the short end of a 5-4 loss to the New Orleans Zephyrs as the teams participated in a Pacific Coast League record-tying 24-inning marathon on May 5th & 6th, 2006 at Greer Stadium.

The 24-inning contest, which finished with a game time of eight hours and seven minutes, was the longest in both teams' histories and matched the existing PCL mark originally set on June 8, 1909 in a game between San Francisco and Oakland then equaled on September 10, 1911 in a game between Sacramento and Portland.

Zephyrs catcher Wiki Gonzalez provided the game-winner when he drove in pitcher-turned-rightfielder Chris Schroder with a one-out RBI single up the middle off Mike Meyers that glanced off the glove of Sounds second baseman Jermaine Clark. Schroder had drawn a one-out walk and moved to second on a Josh Labandeira single.

The game-deciding run was the first scored by either team in 15 innings as both teams remained scoreless from the 10th through the 23rd frames. The Sounds and Z's completed the final six innings of the contest on Saturday, May 6th after playing to a 4-4 tie through 18 innings the previous night before the game was halted due to a curfew rule.

New Orleans Zephyrs at Nashville Sounds

May 5, 2006 at Nashville, Tenn. (Greer Stadium)

New Orleans Zephyrs 5 (12-16)

Nashville Sounds 4 (19-9)

Player	AB	R	H	RBI	Player	AB	R	H	RBI
Brandon Watson cf	9	1	3	0	Dave Krynzal	10	2	2	1
Bill Bray p	1	0	0	0	Jermaine Clark 2b-ss	10	1	1	0
Santiago Ramirez p	1	0	0	0	Brent Abernathy lf-2b	9	0	2	1
Henry Mateo 2b	9	2	3	0	Corey Hart rf	8	0	2	1
Brendan Harris 3b	9	1	9	1	Mike Rivera c	7	0	0	0
Larry Broadway 1b	8	0	3	1	Brad Nelson 1b	10	0	1	0
Mike Vento rf-cf	10	0	6	1	Chris Barnwell ss-p	11	1	2	0
Tyrell Godwin lf	5	0	0	1	Enrique Cruz 3b	3	0	0	0
Micah Bowie p	1	0	0	0	Wilton Chavez p	0	0	0	0
Chris Schroder p-rf	1	1	0	0	Allan Simpson p	0	0	0	0
Josh Labandeira 1b	11	0	2	0	a-Tony Gwynn ph	1	0	1	0
Alberto Castillo c	3	0	0	0	Jason Kershner p	0	0	0	0
a-Wiki Gonzalez ph-c	7	0	2	1	b-Nelson Cruz ph	0	0	0	0
Andrew Good p	2	0	0	0	Mike Adams p	0	0	0	0
Kevin Gryboski p	0	0	0	0	c-Mark Johnson ph	1	0	0	0
b-Kenny Kelly ph	1	0	0	0	Mitch Stetter p	1	0	0	0
Travis Hughes p	0	0	0	0	Brett Evert p	1	0	0	0
c-Brandon Larson ph	1	0	0	0	Mike Meyers p-lf	3	0	0	0
Saul Rivera p	1	0	0	0	Dennis Sarfate	2	0	2	1
Greg Thissen lf	5	0	0	0	Vinny Rottino	5	0	0	0

Totals 85 5 22 5 Totals 81 4 13 4

a-popped out for Castillo in the 8th. a-Singled for Simpson in the 9th. b-Hit
b-Struck out for Gryboski in the 9th. by pitch for Kershner in the 11th.
c-Grounded out for Hughes in the 11th. c-Grounded out for Adams in the 13th.

Score by Innings R H E

New Orleans Zephyrs..... 002 000 011 000 000 000 000 001 - 5 22 1
Nashville Sounds..... 101 100 100 000 000 000 000 000 - 4 13 1

E - Labandeira, J; Barnwell, C. DP - New Orleans 2, Nashville 3. LOB - New Orleans 22, Nashville 22. 2B - Watson, B; Barnwell, C; Sarfate, D. HR - Krynzal, D. S - Mateo, H 2; Broadway, L; Godwin, T; Schroder, C. SB - Harris, B; Mateo, H; Hart, C; Abernathy, B; Krynzal, D; Nelson, B. CS - Harris, B; Labandeira, J; Watson, B; Barnwell, C; Rivera, M.

New Orleans	IP	H	R	ER	BB	K	Nashville	IP	H	R	ER	BB	K
Andrew Good	6.1	8	4	4	1	5	Dennis Sarfate	6.0	4	2	0	2	6
Kevin Gryboski	1.2	1	0	0	0	1	Wilton Chavez	1.1	3	1	1	0	2
Travis Hughes	2.0	2	0	0	1	2	Allan Simpson	1.2	2	1	1	0	3
Saul Rivera	3.0	1	0	0	4	2	Jason Kershner	2.0	1	0	0	0	1
Micah Bowie	3.0	0	0	0	1	4	Mike Adams	2.0	3	0	0	1	1
Chris Schroder	2.0	0	0	0	3	5	Mitch Stetter	3.0	2	0	0	2	1
Bill Bray	3.0	1	0	0	2	6	Brett Evert	2.0	3	0	0	0	1
Santiago Ramirez	3.0	0	0	0	0	4	Mike Meyers	5.1	4	1	1	3	3
							Chris Barnwell	0.2	0	0	0	0	1

WP: Schroder, C. HBP: Rivera, M 2 (by Good, by Rivera); Cruz, N (by Rivera); Godwin, T (by Simpson). IBB: Krynzal, D (by Rivera); Rivera, M (by Schroder); Vento, M (by Stetter); Harris, B (by Stetter).

Inherited runners/scored: Gryboski, K 1/1; Simpson, A 3/1.

Time - 8:07 Attend - 9124 Weather - 70 degrees, clear Wind - 11 mph, out to LF

The Sounds got on the board only two pitches into the game with a leadoff homer courtesy of Dave Krynzal. The Sounds' one run would not be enough as the teams would exchange the lead four times throughout the game. The first exchange would occur in the top of the third inning. The Zephyrs scored two unearned runs off two singles and an error by Sounds shortstop Chris Barnwell.

Barnwell bounced right back with a leadoff double in the bottom of the fourth and later scored from third on a squeeze bunt by pitcher Dennis Sarfate.

Nashville added another run in the seventh on a Brent Abernathy RBI single to extend the lead to 3-1.

The visitors came back with one run in the eighth when Tyrell Godwin was hit by an Allan Simpson pitch with the bases loaded to force home Brendan Harris.

With the Zephyrs down to their final strike in the top of the ninth, Henry Mateo scored from second on a two-out, two-strike single into left field by Harris off Simpson to tie the game up at four runs apiece.

Neither team would strike again until the top of the 24th inning

PCL RECORDS SET IN GAME

Most at-bats, both teams: 166 (previous mark was 109)
Most pitchers used, both teams: 17 (previous mark was 14)
Most strikeouts, both teams: 48 (previous mark was 32)
Most assists, both teams: 53 (previous mark was 45)
Most at-bats, one team: 81, NAS (previous mark was 64)
Batting strikeouts, one team: 29, NAS (previous mark was 20)
Batting strikeouts, individual: 7, Brad Nelson - NAS (previous mark was 6)

PCL RECORDS TIED IN GAME

Most players used, both teams: 40 (tied existing mark set in 1947)
Most pitchers used, one team: 9, NAS (tied existing mark set in 1964)
Most assists, one team: 28, NAS (tied existing mark, 4th time)

NASHVILLE RECORDS SET IN GAME

Hits allowed: 22 (previous mark was 20)
At-bats: 11, Chris Barnwell (previous mark was 9)

FRANCHISE YEAR-BY-YEAR RESULTS

YEAR	PARENT CLUB	LEAGUE	W-L	PCT	FINISH**	MANAGER
1978	Cincinnati	Southern	64-77	.454	4th	Chuck Goggin
1979*	Cincinnati	Southern	83-61	.576	1st	George Scherger
1980	New York (AL)	Southern	97-46	.678	1st	Stump Merrill
1981	New York (AL)	Southern	81-62	.566	1st	Stump Merrill
1982*	New York (AL)	Southern	77-67	.535	2nd	Johnny Oates
1983	New York (AL)	Southern	88-58	.603	2nd	Doug Holmquist
1984	New York (AL)	Southern	74-73	.503	1st	Jim Marshall
1985	Detroit	American Association	71-70	.504	2nd	Lee Walls/Leon Roberts / Gordie MacKenzie
1986	Detroit	American Association	68-74	.479	3rd	Leon Roberts
1987	Cincinnati	American Association	64-76	.457	7th	Jack Lind
1988	Cincinnati	American Association	73-69	.514	2nd	***
1989	Cincinnati	American Association	74-72	.507	3rd	Frank Lucchesi
1990	Cincinnati	American Association	86-61	.585	1st	Pete Mackanin
1991	Cincinnati	American Association	65-78	.455	3rd	Pete Mackanin
1992	Cincinnati	American Association	67-77	.465	4th	Pete Mackanin/ Dave Miley
1993	Chicago (AL)	American Association	81-62	.566	1st	Rick Renick
1994	Chicago (AL)	American Association	83-61	.576	2nd	Rick Renick
1995	Chicago (AL)	American Association	68-76	.472	6th	Rick Renick
1996	Chicago (AL)	American Association	77-67	.535	3rd	Rick Renick
1997	Chicago (AL)	American Association	74-69	.517	3rd	Tom Spencer
1998	Pittsburgh	Pacific Coast	67-76	.469	4th	Trent Jewett
1999	Pittsburgh	Pacific Coast	80-60	.571	2nd	Trent Jewett
2000	Pittsburgh	Pacific Coast	63-79	.444	4th	Trent Jewett/Richie Hebner
2001	Pittsburgh	Pacific Coast	64-77	.454	3rd	Marty Brown
2002	Pittsburgh	Pacific Coast	72-71	.503	3rd	Marty Brown
2003	Pittsburgh	Pacific Coast	81-62	.566	1st	Trent Jewett
2004	Pittsburgh	Pacific Coast	63-79	.444	4th	Trent Jewett
2005*	Milwaukee	Pacific Coast	75-69	.521	1st	Frank Kremblas
2006	Milwaukee	Pacific Coast	76-68	.528	1st	Frank Kremblas
2007	Milwaukee	Pacific Coast	89-55	.618	1st	Frank Kremblas
2008	Milwaukee	Pacific Coast	59-81	.421	4th	Frank Kremblas
2009	Milwaukee	Pacific Coast	75-69	.521	2nd	Don Money
2010	Milwaukee	Pacific Coast	77-67	.535	4th	Don Money
2011	Milwaukee	Pacific Coast	71-73	.493	3rd	Don Money
2012	Milwaukee	Pacific Coast	67-77	.465	2nd	Mike Guerrero
2013	Milwaukee	Pacific Coast	57-87	.396	4th	Mike Guerrero/Charlie Greene
2014	Milwaukee	Pacific Coast	77-67	.535	2nd	Rick Sweet
2015	Oakland	Pacific Coast	66-78	.458	3rd	Steve Scarsone
2016	Oakland	Pacific Coast	83-59	.585	1st	Steve Scarsone
2017	Oakland	Pacific Coast	68-71	.489	2nd	Ryan Christenson
2018	Oakland	Pacific Coast	72-68	.514	2nd	Fran Riordan
2019	Texas	Pacific Coast	66-72	.478	3rd	Jason Wood
2020	Season cancelled due to covid-19 pandemic					
2021	Milwaukee	Triple-A East	70-58	.547	4th	Rick Sweet
2022	Milwaukee	International	91-58	.611	1st	Rick Sweet
TOTALS			3,244-3,037 (516)			

Division Championships (12): 1979, 1980, 1981, 1984, 1990, 1993, 2003, 2005, 2006, 2007, 2016, 2022.

* = Won League Championship

** = Finish within division

*** = The Sounds had five different managers in 1988. They include Jack Lind, Wayne Garland, Jim Hoff, George Scherger and Frank Lucchesi.

FRANCHISE YEAR-BY-YEAR ATTENDANCE

YEAR	ATTENDANCE	DATES	AVERAGE	CUMULATIVE TOTAL
1978	380,159	71	5,354	380,159
1979	515,488	70	7,364	895,647
1980	575,676	71	8,108	1,471,323
1981	567,994	74	7,676	2,039,317
1982	532,449	75	7,099	2,571,766
1983	500,048	77	6,494	3,071,814
1984	376,440	76	4,953	3,448,254
1985	364,225	72	5,059	3,812,479
1986	364,614	69	5,284	4,177,093
1987	378,715	69	5,489	4,555,808
1988	317,785	70	4,540	4,873,593
1989	457,854	73	6,272	5,331,447
1990	605,122	76	7,962	5,936,569
1991	454,575	72	6,651	6,391,144
1992	489,991	72	6,805	6,881,135
1993	438,745	72	6,094	7,319,880
1994	300,821	72	4,178	7,620,701
1995	355,133	72	4,932	7,975,834
1996	303,407	72	4,214	8,279,241
1997	269,186	72	3,739	8,548,427
1998	323,068	72	4,487	8,871,495
1999	335,901	71	4,731	9,207,396
2000	269,682	69	3,908	9,477,078
2001	305,385	69	4,426	9,782,463
2002	322,059	69	4,668	10,104,522
2003	387,345	67	5,781	10,491,867
2004	405,536	67	6,053	10,897,403
2005	419,412	69	6,078	11,316,815
2006	410,569	69	5,950	11,727,384
2007	411,959	70	5,885	12,139,343
2008	354,662	67	5,293	12,494,005
2009	305,434	68	4,492	12,799,439
2010	319,235	67	4,765	13,118,674
2011	335,143	69	4,857	13,453,817
2012	321,042	67	4,792	13,774,859
2013	355,003	70	5,071	14,129,862
2014	323,961	66	4,909	14,453,823
2015	565,548	71	7,965	15,019,371
2016	504,060	71	7,099	15,523,431
2017	593,679	67	8,861	16,117,110
2018	603,135	69	8,751	16,720,245
2019	578,291	67	8,631	17,298,536
2020	Season cancelled due to the covid-19 pandemic			
2021	436,868	65	6,721	17,735,404
2022	555,576	73	7,611	18,290,980
TOTAL	18,290,980	3,095	5,910	-

FIRST HORIZON PARK SELLOUTS

2015: 19
2016: 14
2017: 22
2018: 20
2019: 23
2020: n/a
2021: 10
2022: 13
Total: 121

SINGLE-SEASON INDIVIDUAL BATTING RECORDS

RECORD	PLAYER	NUMBER	YEAR
Batting Average	Bruce Fields	.368	1986
Games	Skeeter Barnes	145	1979
	Gene Menees	145	1979
At-Bats	Norberto Martin	580	1993
Runs	Ted Wilborn	106	1981
Hits	Norberto Martin	179	1993
Total Bases	Steve Balboni	288	1980
	Brian Dayett	288	1982
Doubles	Joey Wendle	42	2015
Triples	Jorge Mateo	16	2018
Home Runs	Steve Balboni	34	1980
	Brian Dayett	34	1982
Runs Batted In	Steve Balboni	122	1980
Sacrifice Hits	Alcides Escobar	19	2009
Sacrifice Flies	Nate Chapman	9	1982
	Ivan Cruz	9	1999
	Mendy Lopez	9	2002
	Steve Lombardozzi	9	2018
Hit-By-Pitch	Drew Denson	35	1994
Base on Balls	Jon Singleton	117	2022
Strikeouts	Sheldon Neuse	172	2018
Stolen Bases	Otis Nixon	72	1981

SINGLE-SEASON INDIVIDUAL PITCHING RECORDS

RECORD	PLAYER	NUMBER	YEAR
Wins	Clay Christiansen	16	1982
	Stefan Wever	16	1982
Losses	Zach Kroenke	16	2013
Earned Run Average	Chris Hammond	2.17	1990
Games	Geoff Combe	66	1978
Games Started	Ben Callahan	29	1982
	Clay Christiansen	29	1982
	Stefan Weber	29	1982
	Luis Vasquez	29	1989
	Rodney Imes	29	1990
Complete Games	Jamie Werly	18	1981
Saves	Mark Corey	30	2003
Innings Pitched	Jamie Werly	222.1	1981
Runs	Ben Callahan	109	1982
Earned Runs	Tony McKnight	102	2002
Home Runs Allowed	James Baldwin	27	1995
	Jeff Housman	27	2005
Hit Batsmen	Tim Dillard	16	2010
Base on Balls	Mike Bertotti	105	1997
Strikeouts	Jamie Werly	193	1981
Wild Pitches	Clay Christiansen	18	1982

SINGLE-GAME TEAM & INDIVIDUAL RECORDS

TEAM BATTING

Most Runs Scored, Game	20 - 5/31/81 vs. Knoxville 5/20/00 at Colorado Springs
Most Hits, Game	24 - 5/20/00 at Colorado Springs 5/21/00 at Colorado Springs 8/4/11 at Colorado Springs (G1)
Most Doubles, Game	8 - 6/2/81 vs. Birmingham 5/22/94 vs. Oklahoma City 5/1/02 at Oklahoma 5/27/03 at Iowa 8/10/11 at Reno 5/27/15 at Sacramento
Most Triples, Game	4 - 5/1/87 at Denver 6/25/90 at Oklahoma City
Most Home Runs, Game	6 - 7/30/99 at Memphis 8/10/19 at Sacramento 5/28/21 at Columbus
Most Stolen Bases, Game	7 - 6/22/90 vs. Denver 7/25/09 at Oklahoma City
Most Walks, Game	14 - 6/3/21 at Charlotte
Most Strikeouts, Game	29 - 5/5/06 vs. New Orleans -- PCL Record
Nine-Inning Game	17 - 5/20/99 vs. Iowa 8/14/05 at Memphis 5/30/06 vs. Iowa 5/3/13 at Round Rock 5/10/13 vs. Fresno 5/14/22 vs. Jacksonville
Most Runners LOB, Game	22 - 5/5/06 vs. New Orleans
Nine-Inning Game	20 - 4/18/79 at Jacksonville

TEAM PITCHING

Most Runs Allowed, Game	20 - 8/19/13 vs. Round Rock 8/25/14 vs. Sacramento
Most Hits Allowed, Game	24 - 5/27/12 vs. Round Rock 8/25/14 vs. Sacramento
Most Walks, Game	15 - 4/28/19 at Iowa
Most Strikeouts, Game	20 - 6/26/93 vs. Oklahoma City

INDIVIDUAL BATTING

Most At-Bats, Game	11 - Chris Barnwell, 5/5/06 vs. New Orleans
Most Runs Scored, Game	5 - Adrian Brown, 5/12/99 at Tucson Erick Almonte, 7/5/11 vs. Memphis Taylor Green, 7/28/11 at Oklahoma City
Most Hits, Game	5 - Multiple times, most recently by Brice Turang, 4/22/22 vs. Charlotte
Most Doubles, Game	4 - Tim Laker, 8/30/98 vs. New Orleans
Most Triples, Game	2 - 13 times, most recently by Jorge Mateo, 7/24/18 at Las Vegas
Most Home Runs, Game	3 - Steve Balboni, 5/1/80 at Knoxville Dan Pasqua, 9/3/84 vs. Memphis Darnell Coles, 4/10/92 at Denver Craig Wilson, 6/6/00 vs. Tucson Ryan Braun, 4/14/07 at New Orleans Russell Branyan, 5/16/08 vs. New Orleans Matt Chapman, 9/3/16 at New Orleans
Most RBIs, Game	8 - Anthony Garcia, 7/17/18 at New Orleans
Most Stolen Bases, Game	5 - Esteury Ruiz, 9/14/22 vs. Jacksonville
Most Walks, Game	4 - 23 times, most recently by Jon Singleton, 8/3/22 at Norfolk
Most Strikeouts, Game	7 - Brad Nelson, 5/5/06 vs. New Orleans -- PCL Record
Nine-Inning Game	4 - 98 times, most recently by Weston Wilson, 8/7/22 at Norfolk

INDIVIDUAL PITCHING

Most Strikeouts, Game	15 - Jamie Werly, 8/28/81 vs. Charlotte Luis Vasquez, 6/29/89 vs. Columbus John Wasdin, 4/7/03 vs. Albuquerque
Most Walks, Game	10 - Bryan Kelly, 5/4/86 at Buffalo Chris Hammond, 5/26/89 vs. Pawtucket
Most Runs Allowed, Game	14 - Jamie Werly, 8/18/81 at Birmingham
Most Hits Allowed, Game	16 - Jamie Werly, 8/18/81 at Birmingham

SINGLE-SEASON TEAM RECORDS

GENERAL	HIGH	YEAR(S)	LOW	YEAR(S)
Wins	97	1980	57	2013
Losses	87	2013	46	1980
Winning Pct.	.678	1980	.396	2013
Streaks W/L	15	1999, 2018	12	1987
Home Wins	51	1980	28	2000
Home Losses	43	2000	20	1980
Home Winning Pct.	.718	1980	.394	2000
Road Wins	47	2016	23	1986
Road Losses	48	1986, 2013	23	2016
Road Winning Pct.	.671	2016	.324	1986
Extra-Inning Games	17	1980, '88, 2005, '12	5	2014
Extra-Inning Wins	14	1980	1	2013, '14
Extra-Inning Losses	11	1986, 2004, '12	3	1980
Extra-Inning Winning Pct.	.824	1980	.100	2013
One-Run Games	52	2011	34	1983
One-Run Wins	32	1980	13	2008
One-Run Losses	31	2006	12	1989, 2019
One-Run Winning Pct.	.707	1989	.342	2008

BATTING	HIGH	YEAR(S)	LOW	YEAR(S)
Batting Average	.289	1999	.241	2021
At-Bats	5,029	2022	4,174	2021
Runs	809	2022	489	1978
Hits	1,383	2011	1,006	2021
Total Bases	2,266	1999	1,458	1978
Doubles	292	1999	172	1991
Triples	60	1979, '80	18	2002
Home Runs	183	1999	36	1978
Runs Batted In	761	1999	421	1978
Sacrifice Hits	92	2009	7	2022
Sacrifice Flies	54	1986, '99	23	1991
Hit By Pitch	73	1998	23	1985, '88
Bases On Balls	680	1984	368	1996
Intentional Walks	48	1979	3	2022
Strikeouts	1,288	2022	624	1987
Stolen Bases	205	1981	57	2016
Caught Stealing	86	1980	21	2016
Runners Left On Base	1,156	1984	917	2014

PITCHING	HIGH	YEAR(S)	LOW	YEAR(S)
Earned Run Average	5.46	2019	3.13	1980
Complete Games	63	1983	1	2014, '19, '22
Shutouts	14	1989	1	1999
Saves	46	1994	12	1983
Innings Pitched	1,304.2	2022	1,112.0	2021
Hits Allowed	1,364	2004	1,019	2021
Runs Allowed	814	2019	520	1978
Earned Runs Allowed	732	2019	421	1978
Home Runs Allowed	175	2019	54	1978
Hit Batsmen	96	2019	15	1979
Bases On Balls Allowed	666	1984	356	2002
Intentional Walks Allowed	79	1978	3	2018, '22
Strikeouts	1,265	2022	708	1983
Wild Pitches	91	2000	40	2003
Balks	71	1988	2	2006

FIELDING	HIGH	YEAR(S)	LOW	YEAR(S)
Fielding Percentage	.985	2022	.958	1984
Putouts	3,914	2022	3,336	2021
Assists	1,657	1982	1,096	2021
Errors	240	1984	78	2022
Double Plays	168	2010	90	1979
Triple Plays	2	2011	0	33 times
Passed Balls	30	2013	3	2019

ANNUAL BATTING LEADERS

YEAR	AVERAGE	GAMES	AT BATS
1978	Don Lyle .287	Don Lyle/George Weicker 128	Don Lyle 432
1979	Duane Walker .303	Skeeter Barnes/Gene Menece 145	Gene Menece 553
1980	Buck Showalter .323	Buck Showalter 142	Buck Showalter 550
1981	Willie McGee .322	Don Mattingly 141	Ted Wilborn 553
1982	Erik Peterson .301	Brian Dayett 144	Brian Dayett 536
1983	Vic Mata .303	Keith Smith 141	Scott Bradley 525
1984	Tommy Barrett .308	Keith Smith 138	Tommy Barrett 510
1985	Scotti Madison .341	Scottie Earl 125	Mike Laga 430
1986	Bruce Fields .368	German Rivera 140	German Rivera 506
1987	Jeff Treadway .315	Jeff Treadway 123	Leo Garcia 437
1988	Van Snider .290	Marty Brown/Van Snider 135	Van Snider 525
1989	Skeeter Barnes .303	Keith Lockhart 131	Keith Lockhart 479
1990	Leo Garcia .287	Skeeter Barnes 144	Skeeter Barnes 548
1991	Terry Lee .304	Adam Casillas 128	Leo Garcia 450
1992	Geronimo Berroa .328	Jeff Small 126	Jeff Small 503
1993	Matt Merullo .332	Norberto Martin 137	Norberto Martin 580
1994	Ray Durham .296	Drew Denson 138	Ray Durham 527
1995	Chris Snopak .323	Mike Robertson 139	Kerry Valrie 544
1996	Jeff Abbott .325	Mike Robertson/Kerry Valrie 138	Kerry Valrie 498
1997	Magglio Ordonez .329	Craig Wilson 137	Magglio Ordonez 523
1998	Darryl Brinkley .355	Chad Hermansen 126	Chad Hermansen 458
1999	Aramis Ramirez .328	Aramis Ramirez 131	Chad Hermansen 496
2000	Craig Wilson .283	Craig Wilson 124	Tike Redman 506
2001	Reed Sechrist .305	Chad Hermansen 123	Chad Hermansen 447
2002	David Post .304	Humberto Cota/Chris Pritchett 118	Humberto Cota 404
2003	John Barnes .323	J.J. Davis/Dave Doster 122	Dave Doster 456
2004	Chris Truby .300	Chris Truby 130	Chris Truby 466
2005	Corey Hart .308	Steve Scarborough 128	Dave Krynzal 450
2006	Vinny Rottino .314	Brent Abernathy 123	Tony Gwynn 447
2007	Joe Dillon .317	Callix Crabbe 130	Callix Crabbe 457
2008	Brad Nelson .286	Brad Nelson 132	Brad Nelson 475
2009	Jason Bourgeois .316	Joe Koshansky 135	Brendan Katin 459
2010	Norris Hopper .286	Joe Koshansky 131	Luis Cruz 488
2011	Taylor Green .336	Eric Farris 134	Eric Farris 538
2012	Jordan Brown .306	Eric Farris 131	Eric Farris 483
2013	Sean Halton .273	Hunter Morris 134	Hunter Morris 497
2014	Eugenio Velez .309	Sean Halton 122	Sean Halton 416
2015	Jason Pridie .310	Joey Wendle 137	Joey Wendle 577
2016	Jaycob Brugman .295	Matt Olson 131	Renato Nunez 505
2017	Franklin Barreto .290	Renato Nuñez 126	Joey Wendle 478
2018	BJ Boyd .271	Sheldon Neuse 135	Sheldon Neuse 499
2019	Andy Ibáñez .300	Matt Davidson 124	Zack Granite 504
2021	Matt Lipka .300	Zach Green 101	Matt Lipka 347
2022	Brice Turang .286	Jon Singleton 134	Brice Turang 532

ANNUAL BATTING LEADERS

YEAR	RUNS	HITS	DOUBLES	
1978	Don Lyle	65	Don Lyle	28
1979	Duane Walker	97	Duane Walker	28
1980	Steve Balboni	101	Buck Showalter	38
1981	Ted Wilborn	106	Don Mattingly	35
1982	Brian Dayett	89	Buck Showalter	29
1983	Scott Bradley	83	Scott Bradley	33
1984	Tommy Barrett	82	Tommy Barrett	28
1985	Scotti Madison	59	Darrell Brown	30
1986	German Rivera	86	German Rivera	31
1987	Jeff Treadway	66	Jeff Treadway	28
1988	Van Snider	72	Van Snider	28
1989	Keith Lockhart	77	Skeeter Barnes	39
1990	Skeeter Barnes	83	Skeeter Barnes	33
1991	Terry Lee	70	Terry Lee	25
1992	Geronimo Berroa	73	Geronimo Berroa	33
1993	Norberto Martin	87	Norberto Martin	36
1994	Drew Denson	94	Ray Durham	33
1995	Kerry Valrie	75	Kerry Valrie	30
1996	Olmedo Saenz	86	Jeff Abbott	29
1997	Jeff Abbott	88	Magglio Ordonez	35
1998	Chad Hermansen	81	Darryl Brinkley	26
1999	Emil Brown	97	Aramis Ramirez	35
2000	Craig Wilson	83	Tike Redman	28
2001	Chad Hermansen	75	Tike Redman	22
2002	Curtis Pride	71	Chris Pritchett	27
2003	J.J. Davis/Dave Doster	68	Dave Doster	32
2004	Chris Truby	96	Chris Truby	41
2005	Corey Hart	85	Corey Hart	29
2006	Tony Gwynn	73	Tony Gwynn	25
2007	Callix Crabbe	84	Callix Crabbe	28
2008	Brad Nelson	78	Brad Nelson	36
2009	Alcides Escobar	76	Jason Bourgeois	33
2010	Joe Koshansky	67	Luis Cruz	29
2011	Mat Gamel	90	Mat Gamel	36
2012	Logan Schafer	72	Eric Farris	27
2013	Josh Prince	68	Hunter Morris	29
2014	Sean Halton	63	Eugenio Velez	29
2015	Jason Pridie	84	Joey Wendle	42
2016	Joey Wendle	81	Joey Wendle	34
2017	Renato Nuñez	74	Franklin Barreto/Joey Wendle	29
2018	Anthony Garcia	78	Sheldon Neuse	31
2019	Andy Ibáñez	91	Zack Granite	30
2021	Tim Lopes	52	Dustin Peterson	18
2022	Brice Turang	89	Brice Turang	27

ANNUAL BATTING LEADERS

YEAR	TRIPLES		HOME RUNS		RUNS BATTED IN	
1978	Don Lyle	7	Don Lyle	7	Don Lyle	67
1979	Duane Walker	15	Paul Householder	20	Paul Householder	95
1980	Ted Wilborn	14	Steve Balboni	34	Steve Balboni	122
1981	Ted Wilborn	12	Brian Dayett	18	Don Mattingly	98
1982	Nate Chapman	7	Brian Dayett	34	Brian Dayett	96
1983	Matt Gallegos/Derwin McNealy	6	Mike Pagliarulo	19	Mike Pagliarulo	80
1984	Tommy Barrett	6	Dan Pasqua	33	Dan Pasqua	91
1985	Doug Baker/Scotti Madison	4	Mike Laga	20	Mike Laga	79
1986	Doug Baker	6	German Rivera	14	German Rivera	84
1987	Leo Garcia	8	Terry McGriff	10	Jeff Treadway	59
1988	Van Snider	8	Van Snider	23	Van Snider	73
1989	Van Snider	9	Keith Lockhart	14	Van Snider	64
1990	Leo Garcia	8	Terry Lee	15	Terry Lee	67
1991	Angel Gonzalez	7	Terry Lee	15	Terry Lee	67
1992	4 players with	3	Geronimo Berroa	22	Geronimo Berroa	88
1993	Mike Huff/Norberto Martin	4	Drew Denson	24	Drew Denson	103
1994	Ray Durham/Gary Thurman	12	Drew Denson	30	Drew Denson	103
1995	Doug Brady	6	Mike Robertson	19	Olmedo Saenz	74
1996	Doug Brady	7	Mike Robertson	21	Mike Robertson	74
1997	5 players with	3	Greg Norton	26	Magglio Ordóñez	90
1998	Adrian Brown/Chad Hermansen	5	Chad Hermansen	28	Chad Hermansen	78
1999	Emil Brown	5	Chad Hermansen	32	Chad Hermansen	97
2000	Tike Redman	11	Craig Wilson	33	Craig Wilson	86
2001	Tike Redman	10	Reed Secrist	22	Humberto Cota	72
2002	Tike Redman	4	Armando Romero	17	Mendy Lopez	72
2003	Aaron Holbert/Tike Redman	7	J.J. Davis	26	John Barnes	69
2004	Rich Thompson	13	Chris Truby	25	Chris Truby	83
2005	Corey Hart/Rickie Weeks	9	Prince Fielder	28	Prince Fielder	86
2006	Tony Gwynn	5	Nelson Cruz	20	Nelson Cruz	73
2007	Callix Crabbe	9	Layne Nix	24	Layne Nix	74
2008	Brendan Katin	4	Layne Nix	23	Brad Nelson	78
2009	3 players with	6	Brendan Katin/Joe Koshansky	24	Brendan Katin	92
2010	Ray Olmedo	5	Brendan Katin/Joe Koshansky	26	Joe Koshansky	79
2011	Eric Farris/Caleb Gindl	5	Mat Gamel	28	Mat Gamel	96
2012	Logan Schafer	9	Sean Halton	17	Sean Halton	57
2013	Blake Davis/Scouter Gennett	5	Hunter Morris	24	Hunter Morris	73
2014	Hector Gomez/Pete Orr	6	Matt Clark/Jeremy Hermida	16	Jeremy Hermida	67
2015	Joey Wendle	8	Jason Pridie	20	Jason Pridie	89
2016	Joey Wendle	9	Renato Nuñez	23	Renato Nuñez	75
2017	Joey Wendle	8	Renato Nuñez	32	Renato Nuñez	78
2018	Jorge Mateo	16	Anthony Garcia	25	Anthony Garcia	91
2019	Zack Granite	8	Matt Davidson	33	Matt Davidson	101
2021	Tim Lopes	4	Weston Wilson	16	Zach Green	64
2022	7 players with	2	Jon Singleton	24	Jon Singleton	87

ANNUAL BATTING LEADERS

YEAR	WALKS	STRIKEOUTS	STOLEN BASES			
1978	Don Lyle	56	Tim Doerr	79	Steve Hughes	19
1979	Duane Walker	89	Duane Walker	67	Duane Walker	46
1980	Steve Balboni	81	Steve Balboni	162	Nate Chapman	46
1981	Otis Nixon	110	Otis Nixon	101	Otis Nixon	72
1982	Brian Dayett	80	Tommie Dodd	99	Otis Nixon	61
1983	Keith Smith	92	Keith Smith	103	Derwin McNealy	39
1984	Keith Smith	105	Dan Pasqua	148	Tommy Barrett	53
1985	Scottie Earl	50	Scottie Earl	98	Darrell Brown	32
1986	Tim Tolman	67	German Rivera	80	Scottie Earl	30
1987	Jeff Treadway	52	Orsino Hill	70	Leo Garcia	41
1988	Ron Roenicke	54	Marty Brown	111	Lenny Harris	45
1989	Keith Lockhart	61	Van Snider	117	Skeeter Barnes/Marty Brown	15
1990	Keith Lockhart	51	Chris Jones	86	Skeeter Barnes	34
1991	Terry Lee	62	Terry Lee	80	Leo Garcia	17
1992	Nick Capra	51	Geronimo Berroa	69	Nick Capra	31
1993	Mike Huff	64	Chris Cron	114	Norberto Martin	31
1994	Drew Denson	56	Domingo Martinez	102	Ray Durham	34
1995	Mike Robertson	50	Kerry Valrie	107	Doug Brady	32
1996	Olmedo Saenz	53	Kerry Valrie	94	Doug Brady	20
1997	Greg Norton	57	Greg Norton	101	Magglio Ordonez	14
1998	Chad Hermansen	50	Chad Hermansen	152	Adrian Brown	25
1999	Aramis Ramirez	73	Chad Hermansen	119	Chad Hermansen	19
2000	John Wehner	56	Craig Wilson	121	Emil Brown	26
2001	Reed Sechrist	48	Chad Hermansen	154	Chad Hermansen	22
2002	Reed Sechrist	52	Humberto Cota	106	Adrian Brown/Curtis Pride	22
2003	Brad King	42	Mike Gulan	105	Tike Redman	42
2004	Chris Truby	47	Chris Truby	96	Rich Thompson	41
2005	Prince Fielder	54	Dave Krynzal	138	Corey Hart	31
2006	Graham Koonce	51	Dave Krynzal	107	Jermaine Clark	33
2007	Callix Crabbe	67	Layne Nix	104	Callix Crabbe	17
2008	Brad Nelson	73	Brendan Katin	109	Tony Gwynn	20
2009	Joe Koshansky	64	Joe Koshansky	166	Alcides Escobar	42
2010	Joe Koshansky	62	Joe Koshansky	152	Norris Hopper	22
2011	Caleb Gindl	63	Caleb Gindl	93	Eric Farris	21
2012	Sean Halton	43	Caleb Gindl	98	Eric Farris	35
2013	Josh Prince	60	Hunter Morris	122	Josh Prince	25
2014	Jeremy Hermida	62	Sean Halton/Jeremy Hermida	90	Eugenio Velez	27
2015	Jason Pridie	55	Joey Wendle	114	Craig Gentry	25
2016	Matt Olson	71	Matt Olson	132	Joey Wendle	14
2017	Renato Nuñez	47	Renato Nuñez/Franklin Barreto	141	Franklin Barreto/Jaff Decker	15
2018	Anthony Garcia	65	Sheldon Neuse	172	Jorge Mateo	25
2019	Andy Ibañez/Patrick Wisdom	53	Matt Davidson	151	Zack Granite	25
2021	Cooper Hummel	41	Zach Green	148	Matt Lipka	24
2022	Jon Singleton	117	Jon Singleton	161	Brice Turang	34

ANNUAL PITCHING LEADERS

YEAR	WINS	LOSSES	EARNED RUN AVG. (112 IP)			
1978	Geoff Combe	12	Jay Howell	14	Bruce Berenyi	2.47
1979	Bill Kelly	13	Bill Dawley/Raul Ferreyra	9	Scott Brown	2.40
1980	Andy McGaffigan/Brian Ryder	15	Tom Filer/Brian Ryder	9	Andy McGaffigan	2.38
1981	Jamie Werly	13	Jamie Werly	11	Jamie Werly	2.59
1982	Clay Christiansen/Stefan Wever	16	Ben Callahan	13	Stefan Wever	2.78
1983	Kelly Scott	14	Mike Browning/Kelly Scott	7	Kelly Scott	2.92
1984	Bob Tewksbury	11	Ben Callahan	10	Bob Tewksbury	2.83
1985	Paul Voigt	11	Rich Monteleone	12	Paul Voigt	3.17
1986	Brian Denman/Jeff Robinson	10	Jeff Conner/Brian Denman	10	Jack Lazorko	3.20
1987	Scott Terry	11	Jeff Gray/Hugh Kemp/Scott Terry	10	Scott Terry	3.96
1988	Hugh Kemp	13	Norm Charlton/Hugh Kemp	10	Jack Armstrong	3.00
1989	Jack Armstrong	13	Keith Brown/Luis Vasquez	13	Jack Armstrong	2.91
1990	Chris Hammond	15	Rob Lopez	10	Chris Hammond	2.17
1991	Ross Powell	8	Tim Pugh	11	Tim Pugh	3.81
1992	Keith Brown/Tim Pugh	12	Gino Minutelli	12	Tim Pugh	3.55
1993	Rodney Bolton	10	Steve Schrenk	8	Rodney Bolton	2.88
1994	Scott Ruffcorn	15	Robert Ellis	10	Rodney Bolton	2.56
1995	Rodney Bolton	14	James Baldwin	9	Rodney Bolton	2.88
1996	Scott Ruffcorn	13	Steve Schrenk	10	Tom Fordham	3.45
1997	Nelson Cruz	11	Mike Bertotti	9	Mike Sirotko	3.28
1998	Sean Lawrence	12	Jimmy Anderson/Kris Benson	10	Sean Lawrence	5.02
1999	Jimmy Anderson	11	Bob Milacki	8	Jimmy Anderson	3.84
2000	Bronson Arroyo	8	Travis Baptist	10	Travis Baptist	5.62
2001	Sam McConnell/Don Wengert	7	Sam McConnell	10	Eric Moody	3.45
2002	Tony McKnight	11	Tony McKnight	14	Bronson Arroyo	2.96
2003	Nelson Figueroa/Ryan Vogelsong	12	Ryan Vogelsong	8	Nelson Figueroa	2.97
2004	Nelson Figueroa	12	John Van Benschoten	11	Dave Williams	3.47
2005	Rick Helling	9	Ben Hendrickson/Jeff Housman	12	Rick Helling	4.13
2006	Dennis Sarfate	10	Ben Hendrickson	8	Jared Fernandez	3.27
2007	R.A. Dickey	13	Zach Jackson	10	R.A. Dickey	3.72
2008	Sam Naron	9	Chris Narveson	13	Lindsay Gulin	3.54
2009	Tim Dillard	11	Lindsay Gulin	10	Tim Dillard/Chase Wright	4.51
2010	Sam Naron	9	Chris Waters	10	Chase Wright	5.13
2011	Josh Butler	9	Amaury Rivas	12	Frankie De La Cruz	3.38
2012	Wily Peralta/Claudio Vargas	7	Seth McClung	13	Wily Peralta	4.66
2013	Johnny Hellweg	12	Zach Kroenke	16	Johnny Hellweg	3.15
2014	Jimmy Nelson	10	Donovan Hand/Ariel Pena	8	Ariel Pena	4.56
2015	Barry Zito	8	Brad Mills	12	Barry Zito	3.46
2016	Dillon Overton	13	Angel Castro/Chris Smith	8	Dillon Overton	3.29
2017	Paul Blackburn/Ben Bracewell/Chris Jensen	5	Zach Neal	8	Paul Blackburn	3.05
2018	Dean Kiekhefer	8	Eric Jokisch	11	Eric Jokisch	4.06
2019	Tim Dillard	9	Tim Dillard	9	Tim Dillard	4.75
2021	Luke Barker	7	Alec Bettinger	7	Josh Lindblom	3.10
2022	Caleb Boushley	12	Tyler Herb/Josh Lindblom	7	Caleb Boushley	3.25

ANNUAL PITCHING LEADERS

YEAR	GAMES	SAVES	INNINGS PITCHED			
1978	Geoff Combe	66	Geoff Combe	9	Jay Howell	166.0
1979	Raul Ferreyra	61	Geoff Combe	27	Bill Kelly	149.0
1980	Paul Boris	49	Paul Boris	9	Brian Ryder	201.0
1981	Curt Kaufman	44	Curt Kaufman	12	Jamie Werly	222.1
1982	Frank Ricci	38	Guy Elston	7	Stefan Wever	214.0
1983	Mark Silva	37	Mark Silva	6	Kelly Scott	188.0
1984	Johnny Baldwin	48	Randy Graham	17	Bob Tewksbury	172.0
1985	Chuck Cary	48	Chuck Cary/Sid Monge	8	Brian Denman	181.2
1986	John Pacella	43	John Pacella	17	Brian Denman	163.0
1987	Jeff Gray/Carl Willis	53	Jeff Gray	14	Scott Terry	181.2
1988	Jeff Gray	42	Rob Dibble	13	Norm Charlton	182.0
1989	Jeff Gray	44	Mike Roester	10	Jack Armstrong	182.2
1990	Joey Vierra	49	Bob Sebra	13	Rodney Imes	169.2
1991	Joey Vierra	62	Keith Brown	16	Tim Pugh	148.2
1992	Milt Hill	53	Milt Hill	18	Tim Pugh	169.2
1993	Brian Drahman	54	Brian Drahman	20	Steve Schrenk	122.1
1994	Michael Mongiello	45	Dane Johnson	24	Steve Schrenk	178.2
1995	Joey Vierra	56	Dane Johnson	15	Rodney Bolton	131.1
1996	Rich Sauveur	61	Stacy Jones	12	Scott Ruffcorn	149.0
1997	Todd Rizzo	54	Jeff Darwin	22	Rich Pratt	149.1
1998	Steve Mintz	56	Jeff McCurry	23	Kris Benson	156.0
1999	Jim Dougherty	53	Jim Dougherty	10	Todd Van Poppel	163.2
2000	Cory Bailey	55	Cory Bailey	12	Travis Baptist	133.0
2001	Eric Moody	42	Brian Smith	11	Sam McConnell	134.1
2002	Scott Service	47	Brian Smith	7	Tony McKnight	175.1
2003	Jim Mann	51	Mark Corey	30	Nelson Figueroa	151.1
2004	Chris Fussell	51	Mark Corey	16	Nelson Figueroa	152.1
2005	Jeff Bennett	49	Jeff Bennett	13	Ben Hendrickson	155.2
2006	Mitch Stetter	51	Alec Zumwalt	15	Ben Hendrickson	139.1
2007	Dennis Sarfate	45	Luther Hackman	18	Zach Jackson	169.2
2008	Luis Pena	52	Luis Pena	15	Lindsay Gulin	137.1
2009	David Johnson	47	Chris Smith	17	Tim Dillard	147.2
2010	David Johnson	48	Chris Smith	26	Chase Wright	151.0
2011	Zack Segovia	45	Mike McClendon	8	Sam Narron	160.0
2012	Amaury Rivas	50	Jim Henderson	15	Wily Peralta	146.2
2013	Travis Webb	56	Rob Wooten	20	Zach Kroenke	129.2
2014	Brent Leach	59	Rob Wooten	14	Ariel Pena	128.1
2015	Brock Huntzinger	43	Angel Castro/Ryan Cook	8	Barry Zito	138.0
2016	Ryan Brasier	46	Tucker Healy	8	Chris Smith	130.2
2017	Tucker Healy	35	Raul Alcantara/Simon Castro/Lou Trivino	8	Zach Neal	99.0
2018	Jeremy Bleich	38	Bobby Wahl	11	Eric Jokisch	148.2
2019	David Carpenter	39	David Carpenter	21	Tim Dillard	153.1
2021	Luke Barker	53	Luke Barker	13	Josh Lindblom	104.2
2022	Hobie Harris	53	Trevor Kelley	9	Josh Lindblom	133.1

ANNUAL PITCHING LEADERS

YEAR	RUNS ALLOWED	BASES ON BALLS	STRIKEOUTS
1978	Bill Dawley 78	Bruce Berenyi 63	Jay Howell 173
1979	Bill Dawley 72	Greg Hughes 63	Scott Brown 109
1980	Tom Filer 94	Tom Filer 86	Brian Ryder 134
1981	Mike Morgan 97	Jamie Werly 88	Jamie Werly 193
1982	Ben Callahan 109	Stefan Wever 80	Stefan Wever 191
1983	Kelly Scott 74	Mark Shiflett 68	Kelly Scott 113
1984	Ben Callahan 102	Chuck Tomaselli 89	Jim Rasmussen 84
1985	Brian Denman 93	Bryan Kelly 89	Rich Monteleone 97
1986	Brian Denman 108	Bryan Kelly 77	Jack Lazorko 119
1987	Scott Terry 94	Bill Cutshall 85	Jeff Montgomery 121
1988	Hugh Kemp 89	Hugh Kemp 68	Norm Charlton 161
1989	Keith Brown 99	Chris Hammond 96	Jack Armstrong 152
1990	Rodney Imes 82	Rodney Imes 68	Chris Hammond 149
1991	Rodney Imes 75	Ross Powell 63	Tim Pugh 89
1992	Gino Minutelli 96	Gino Minutelli 76	Mo Sanford 129
1993	Larry Thomas 73	Frank Campos 58	Frank Campos 86
1994	Steve Schrenk 71	James Baldwin 83	James Baldwin 156
1995	James Baldwin 76	James Baldwin 44	James Baldwin 89
1996	Scott Ruffcorn 71	Tom Fordham 69	Scott Ruffcorn 129
1997	Rich Pratt 89	Mike Bertotti 105	Nelson Cruz 93
1998	Kris Benson 102	Jimmy Anderson 72	Kris Benson 129
1999	Todd Van Poppel 95	Todd Van Poppel 62	Todd Van Poppel 157
2000	Travis Baptist 85	Jose Parra 65	Travis Baptist 93
2001	Sam McConnell 103	Steve Sparks 64	Sam McConnell 98
2002	Tony McKnight 108	Matt Guerrier 47	Salomon Torres 136
2003	Ryan Vogelsong 75	Ryan Vogelsong 54	Ryan Vogelsong 146
2004	Nelson Figueroa 79	John Van Benschoten 49	Nelson Figueroa 129
2005	Ben Hendrickson 100	Jeff Housman 72	Ben Hendrickson 122
2006	Jared Fernandez 64	Dennis Sarfate 78	Dennis Sarfate 117
2007	Zach Jackson 95	Zach Jackson 64	Zach Jackson 123
2008	Chris Narveson 90	Lindsay Gulin 73	Chris Narveson 125
2009	Tim Dillard 86	Lindsay Gulin 77	Lindsay Gulin 97
2010	Chase Wright 93	Chuck Lofgren 75	Chase Wright 93
2011	Sam Narron 99	Amaury Rivas 81	Frankie De La Cruz 126
2012	Seth McClung 82	Wily Peralta 78	Wily Peralta 146
2013	Zach Kroenke 73	Johnny Hellweg 81	Jimmy Nelson 91
2014	Ariel Pena 69	Ariel Pena 75	Ariel Pena 140
2015	Brad Mills 74	Barry Zito 60	Aaron Brooks 103
2016	Chris Smith 64	Chris Smith 45	Chris Smith 121
2017	Chris Jensen 59	Chris Jensen 29	Daniel Gossett 71
2018	Eric Jokisch 84	Eric Jokisch 46	Eric Jokisch 121
2019	Wes Benjamin 96	Wes Benjamin 53	Wes Benjamin 114
2021	Thomas Jankins 61	Quintin-Torres Costa, Patrick Weigel 38	Josh Lindblom 117
2022	Josh Lindblom 62	Ethan Small 58	Josh Lindblom 133

ALL-TIME SOUNDS LEAGUE LEADERS

BATTING AVERAGE

1985 - Scott Madison (.341)
1986 - Bruce Fields (.368)
1993 - Matt Merullo (.332)

HITS

1980 - Buck Showalter (178)
1982 - Buck Showalter (152)
1990 - Skeeter Barnes (156)
1993 - Norberto Martin (179)
2015 - Joey Wendle (167)

RUNS

1980 - Steve Balboni (101)
1981 - Ted Wilborn (106)

RBI

1980 - Steve Balboni (122)
1994 - Drew Denson (103)

TOTAL BASES

1980 - Steve Balboni (288)
1982 - Brian Dayett (285)
1994 - Ray Durham (261)

DOUBLES

1981 - Don Mattingly (35)
1989 - Skeeter Barnes (39)

TRIPLES

1979 - Duane Walker (9)
1980 - Ted Wilborn (14)
1989 - Van Snider (9, 3-way tie)
1994 - Ray Durham & Gary Thurman (12, tie)
2001 - Tike Redman (10, two-way tie)
2004 - Rich Thompson (13)
2018 - Jorge Mateo (16)

HOME RUNS

1980 - Steve Balboni (34)
1988 - Van Snider (23)
1994 - Drew Denson (30)

STOLEN BASES

1988 - Lenny Harris (45)
2004 - Rich Thompson (41)

SLUGGING PCT.

2003 - J.J. Davis (.554)

WALKS

2022 - Jon Singleton (117)

FEWEST STRIKEOUTS PER PLATE APP.

1999 - Matt Howard (1:18.2 PA)

FIELDING PCT.

1978 - 2B Gene Menees (.977)
1979 - OF Paul Householder (.989)
C Dave Van Gorder (.992)
1980 - 1B Steve Balboni (.990)
1982 - P Clay Christiansen (1,000, two-way tie)
1983 - 3B Mike Pagliarulo (.954)
1994 - 2B Ray Durham (.973)
C Clemente Alvarez (.998)
P Steve Schrenk (1,000, 45 TC)
1995 - 1B Mike Robertson (.992)
2B Doug Brady (.975)
3B Olmedo Saenz (.939)
1996 - 1B Mike Robertson (.996)
1997 - OF Jeff Abbott (1,000, 243 TC)
P Rich Pratt (1,000, 42 TC)
1999 - 2B Matt Howard (.982)
2000 - 2B John Wehner (.984)
2001 - OF Ryan Radmanovich (.995)
2004 - C Keith McDonald (.997)
P Pat Mahomes (1,000, 45 TC)

FIELDING PCT. (cont'd)

2007 - C Mike Rivera (.997)
2009 - 1B Joe Koshansky (.997)
2B Hernan Iribarren (.990)
2011 - 2B Eric Farris (.983)
2012 - 2B Eric Farris (.988)
2015 - OF Jason Pridie (.993, 284 TC)
2016 - 2B Joey Wendle (.986, 565 TC)
2002 - P Matt Guernier (1,000, 46 TC)
2022 - P Caleb Boushley, Josh Lindblom (1,000)

WINS

1982 - Clay Christiansen & Stefan Wever (16, tie)
1989 - Jack Armstrong (12, four-way tie)
1990 - Chris Hammond (15)
1992 - Keith Brown & Tim Pugh (12, five-way tie)
1994 - Scott Ruffcorn (15)
1996 - Scott Ruffcorn (13)
2007 - R.A. Dickey (13)
2022 - Caleb Boushley (12)

SAVES

1986 - John Pacella (17)
2003 - Mark Corey (30, two-way tie)
2010 - Chris Smith (26)
2019 - David Carpenter (21)

WINNING PCT.

1979 - Greg Hughes (.733, 11-4)
1981 - Pete Filson (.833, 10-2, two-way tie)
1990 - Chris Hammond (.938, 15-1 - 2nd-best all-time in AA - Louisville's Ben Tincup, 1,000, 1921)
1994 - Scott Ruffcorn (.833, 15-3, two-way tie)
1999 - Jimmy Anderson (.846, 11-2)
2004 - Dave Williams (.750, 6-2)
2005 - Rick Helling (.750, 9-3)
2013 - Johnny Hellweg (.706, 12-5)
2022 - Caleb Boushley (.857, 12-2)

ERA

1979 - Scott Brown (2.40)
1980 - Andy McGaffigan (2.38)
1982 - Stefan Wever (2.78)
1990 - Chris Hammond (2.17)
1993 - Rodney Bolton (2.88)
1995 - Rodney Bolton (2.88)

INNINGS PITCHED

1981 - Jamie Werly (222)
1985 - Brian Denman (182, tie)
1987 - Scott Terry (182)
2019 - Tim Dillard (153.1)

COMPLETE GAMES

2006 - Jared Fernandez (4)
2007 - R.A. Dickey (3, two-way tie)
2015 - Zach Neal (2, eight-way tie)
2017 - Corey Walter (2)

SHUTOUTS

1994 - Scott Ruffcorn (2, two-way tie)
2006 - Jared Fernandez (2, four-way tie)
2018 - James Naile (1, eight-way tie)
2022 - Tyler Heb (1, six-way tie)

STRIKEOUTS

1978 - Jay Howell (173)
1981 - Jamie Werly (193)
1982 - Stefan Wever (191)
1986 - Jack Lazorko (119)
1990 - Chris Hammond (149)
1994 - James Baldwin (156)
1999 - Todd Van Poppel (157)

ALL-TIME BATTING LEADERS

GAMES		
PLAYER	NO.	YEARS
1. Skeeter Barnes	514	1979, '88-90
2. Chad Hermansen	468	1998-2002
3. Buck Showalter	453	1980-83
4. Caleb Gindl	445	2011-14
5. Mike Robertson	418	1994-96, '99
6. Leo Garcia	417	1987-88, '90-91
7. Tike Redman	407	2000-03, '09
8. Eddie Tanner	403	1987-90
9. Nate Chapman	384	1980-82
10. Joey Wendle	380	2015-17

AT-BATS		
PLAYER	NO.	YEARS
1. Skeeter Barnes	1848	1979, '88-90
2. Chad Hermansen	1751	1998-02
3. Buck Showalter	1671	1980-83
4. Tike Redman	1630	2000-03, '09
5. Caleb Gindl	1598	2011-14
6. Joey Wendle	1546	2015-17
7. Nate Chapman	1504	1980-82
8. Leo Garcia	1500	1987-88, '90-91
9. Mike Robertson	1382	1994-96, '99
10. Keith Lockhart	1321	1989-91

RUNS SCORED		
PLAYER	NO.	YEARS
1. Chad Hermansen	303	1998-2002
2. Skeeter Barnes	237	1979, '88-90
3. Nate Chapman	233	1980-82
4. Buck Showalter	231	1980-83
5. Joey Wendle	229	2015-17
6. Tike Redman	221	2000-03, '09
7. Caleb Gindl	211	2011-14
8. Brad Nelson	204	2005-08
9. Brendan Katin	200	2008-11
10. Leo Garcia	196	1987-88, '90-91

HITS		
PLAYER	NO.	YEARS
1. Skeeter Barnes	517	1979, '88-90
2. Buck Showalter	493	1980-83
3. Tike Redman	457	2000-03, '09
4. Joey Wendle	440	2015-17
5. Chad Hermansen	439	1998-2002
6. Caleb Gindl	435	2011-14
7. Nate Chapman	425	1980-82
8. Leo Garcia	404	1987-88, '90-91
9. Mike Robertson	356	1994-96, '99
10. Olmedo Saenz	350	1994-96

STOLEN BASES		
PLAYER	NO.	YEARS
1. Otis Nixon	133	1981-82
2. Tike Redman	103	2000-03, '09
3. Chad Hermansen	79	1998-2002
4. Lenny Harris	75	1987-88
5. Ted Wilborn	74	1980-81, '85
6. Leo Garcia	73	1987-88, '90-91
Nate Chapman	73	1980-82
8. Eric Farris	70	2010-12
9. Scottie Earl	69	1985-86, '88
Skeeter Barnes	69	1979, '88-90

DOUBLES		
PLAYER	NO.	YEARS
1. Joey Wendle	102	2015-17
2. Skeeter Barnes	94	1979, '88-90
3. Caleb Gindl	91	2011-14
4. Chad Hermansen	89	1998-2002
5. Brad Nelson	85	2005-08
6. Brendan Katin	83	2008-11
7. Buck Showalter	78	1980-83
8. Tim Laker	73	1998-2000
9. Mat Gamel	71	2008-11
Keith Lockhart	71	1989-91

TRIPLES		
PLAYER	NO.	YEARS
1. Tike Redman	32	2000-03, '09
2. Leo Garcia	26	1987-88, '90-91
Ted Wilborn	26	1980-81, '85
Nate Chapman	26	1980-82
5. Joey Wendle	25	2015-17
6. Duane Walker	18	1978-79
7. Van Snider	17	1988-89
8. Jorge Mateo	16	2018
Doug Brady	16	1993, '95-97
Buck Showalter	16	1980-83

HOME RUNS		
PLAYER	NO.	YEARS
1. Chad Hermansen	92	1998-2002
2. Brendan Katin	80	2008-11
3. Mike Robertson	57	1994-96, '99
4. Renato Nuñez	56	2016-17
5. Laynce Nix	54	2006-08
Drew Denson	54	1993-94
7. Mat Gamel	53	2008-11
8. Mike Rivera	52	2005-07, '09, '11
Brian Dayett	52	1980-82
10. Joe Koshansky	50	2009-10

RUNS BATTED IN		
PLAYER	NO.	YEARS
1. Chad Hermansen	286	1998-2002
2. Brendan Katin	265	2008-11
3. Skeeter Barnes	232	1979, '88-90
4. Mat Gamel	216	2008-11
Nate Chapman	216	1980-82
6. Drew Denson	206	1993-94
7. Buck Showalter	203	1980-83
8. Brad Nelson	199	2005-08
9. Olmedo Saenz	196	1994-96
10. Erik Peterson	182	1981-84

ALL-TIME PITCHING LEADERS

PLAYER	WINS	
	NO.	YEARS
1. Tim Dillard	48	2007-14, '19
2. Keith Brown	35	1988-92
3. Rodney Bolton	31	1993-95
4. Brian Keyser	30	1993-97
5. Chris Hammond	26	1989-90
6. Hugh Kemp	25	1987-89
7. Jamie Werly	25	1980-81, '83
8. Sam Narron	24	2008-11
9. Nelson Figueroa	24	2003-04
10. James Baldwin	23	1993-96

PLAYER	LOSSES	
	NO.	YEARS
1. Keith Brown	38	1988-92
2. Tim Dillard	33	2007-14, '19
3. Hugh Kemp	29	1987-89
4. Sam Narron	25	2008-11
5. Ben Callahan	23	1982-84
6. Chase Wright	22	2009-11
7. Bill Dawley	22	1978-79
8. Zach Jackson	21	2006-08
9. Gino Minutelli	21	1990-92
10. Luis Vasquez	21	1989-91
11. Charlie Mitchell	21	1988-91

PLAYER	GAMES	
	NO.	YEARS
1. Tim Dillard	242	2007-14, '19
2. Joey Viera	238	1990-92, '94-95
3. Mitch Stetter	183	2005-08, '10-12
4. Donovan Hand	169	2010-14
5. Rich Sauvieur	160	1996, '98-99
6. Keith Brown	153	1988-92
7. Jeff Gray	139	1987-89
8. Milton Hill	138	1990-92
9. Charlie Mitchell	137	1988-91
10. Geoff Combe	120	1978-79

PLAYER	STARTS	
	NO.	YEARS
1. Hugh Kemp	73	1987-89
2. Keith Brown	72	1988-92
3. Tim Dillard	69	2007-14, '19
4. Sam Narron	68	2008-11
5. Chase Wright	64	2009-11
6. James Baldwin	56	1993-96
7. Nelson Figueroa	55	2003-04
8. Jamie Werly	55	1980-81, '83
9. Luis Vasquez	54	1989-91
10. Rodney Bolton	53	1993-95
11. Gino Minutelli	53	1990-92

PLAYER	SAVES	
	NO.	YEARS
1. Mark Corey	46	2003-04
2. Chris Smith	43	2009-10, '16
3. Rob Wooten	41	2012-14
4. Dane Johnson	39	1994-95
5. Geoff Combe	36	1978-79
6. Jeff Gray	26	1987-89
7. Rich Sauvieur	25	1996, '98-99
8. Keith Brown	25	1988-92
9. Milton Hill	24	1990-92
10. Jeff McCurry	23	1998

PLAYER	INNINGS PITCHED	
	NO.	YEARS
1. Tim Dillard	710.0	2007-14, '19
2. Keith Brown	552.2	1988-92
3. Brian Keyser	493.1	1993-97
4. Sam Narron	450.2	2008-11
5. Hugh Kemp	444.0	1987-89
6. Jamie Werly	417.0	1980-81, '83
7. Rodney Bolton	363.0	1993-95
8. Chase Wright	358.1	2009-11
9. Charlie Mitchell	351.2	1988-91
10. Brian Denman	344.2	1985-86

PLAYER	RUNS ALLOWED	
	NO.	YEARS
1. Tim Dillard	398	2007-14, '19
2. Sam Narron	272	2008-11
3. Keith Brown	269	1988-92
4. Hugh Kemp	268	1987-89
5. Chase Wright	227	2009-11
6. Ben Callahan	214	1982-84
7. Zach Jackson	204	2006-08
8. Brian Denman	201	1985-86
9. Jamie Werly	181	1980-81, '83
10. James Baldwin	173	1993-96

PLAYER	HOME RUNS ALLOWED	
	NO.	YEARS
1. Tim Dillard	62	2007-14, '19
2. Sam Narron	54	2008-11
3. James Baldwin	46	1993-96
4. Hugh Kemp	43	1987-89
5. Chase Wright	40	2009-11
6. Tom Fordham	36	1996-97, '03
7. Matt Guerrier	35	2002-03
8. Zach Jackson	34	2006-08
9. Josh Lindblom	33	2021-22
10. Charlie Mitchell	32	1988-91

PLAYER	BASES ON BALLS	
	NO.	YEARS
1. Tim Dillard	233	2007-14, '19
2. Hugh Kemp	207	1987-89
3. Keith Brown	178	1988-92
4. Jamie Werly	174	1980-81, '83
5. Luis Vasquez	172	1989-91
6. James Baldwin	167	1993-96
7. Bryan Kelly	166	1985-86
8. Mike Bertotti	164	1995-97
9. Chris Hammond	159	1989-90
10. Lindsay Gulin	153	2007-09

PLAYER	STRIKEOUTS	
	NO.	YEARS
1. Tim Dillard	437	2007-14, '19
2. Jamie Werly	352	1980-81, '83
3. Keith Brown	333	1988-92
4. James Baldwin	321	1993-96
5. Chris Smith	296	2009-10, '16-17
6. Jack Armstrong	296	1988-89, '91
7. Chris Hammond	291	1989-90
8. Hugh Kemp	253	1987-89
9. Josh Lindblom	250	2021-22
10. Nelson Figueroa	250	2003-04

SINGLE-SEASON BATTING LEADERS

BATTING AVERAGE		
PLAYER	AVG.	YEAR
1. Bruce Fields	.368	1986
2. Darryl Brinkley	.355	1998
3. Scott Madison	.341	1985
4. Taylor Green	.336	2011
5. Matt Merullo	.332	1993
6. Magglio Ordonez	.329	1997
7. Aramis Ramirez	.328	1999
Geronimo Berroa	.328	1992
9. Jeff Abbott	.327	1997
10. Jeff Abbott	.325	1996

GAMES		
PLAYER	NO.	YEAR
1. Skeeter Barnes	145	1979
Gene Menees	145	1979
3. Skeeter Barnes	144	1990
Brian Dayett	144	1982
5. Duane Walker	143	1979
6. Buck Showalter	142	1980
Paul Householder	142	1979
8. Keith Smith	141	1983
Don Mattingly	141	1981
Steve Balboni	141	1980

AT-BATS		
PLAYER	NO.	YEAR
1. Norberto Martin	580	1993
2. Joey Wendle	577	2015
3. Ted Wilborn	553	1981
Gene Menees	553	1979
5. Buck Showalter	550	1980
6. Skeeter Barnes	548	1990
7. Don Mattingly	547	1981
8. Duane Walker	545	1979
9. Kerry Valrie	544	1995
10. Eric Farris	538	2011

RUNS SCORED		
PLAYER	NO.	YEAR
1. Ted Wilborn	106	1981
2. Steve Balboni	101	1980
3. Emil Brown	97	1999
Duane Walker	97	1979
5. Chris Truby	96	2004
6. Drew Denson	94	1994
Nate Chapman	94	1980
8. Paul Householder	93	1979
9. Aramis Ramirez	92	1999
10. Andy Ibáñez	91	2019

HITS		
PLAYER	NO.	YEAR
1. Norberto Martin	179	1993
2. Buck Showalter	178	1980
3. Don Mattingly	173	1981
4. Magglio Ordonez	172	1997
5. Joey Wendle	167	2015
6. Duane Walker	165	1979
7. Gene Menees	164	1979
8. Ted Wilborn	163	1981
9. Tommy Barrett	157	1984
Steve Balboni	157	1980

DOUBLES		
PLAYER	NO.	YEAR
1. Joey Wendle	42	2015
2. Chris Truby	41	2004
3. Skeeter Barnes	39	1989
4. Pat Tabler	38	1980
5. Taylor Green	36	2011
Brad Nelson	36	2008
Drew Denson	36	1993
8. Aramis Ramirez	35	1999
Darryl Brinkley	35	1999
Jeff Abbott	35	1997
Don Mattingly	35	1981

TRIPLES		
PLAYER	NO.	YEAR
1. Jorge Mateo	16	2018
2. Duane Walker	15	1979
3. Ted Wilborn	14	1980
4. Rich Thompson	13	2004
5. Gary Thurman	12	1994
Ray Durham	12	1994
Ted Wilborn	12	1981
Nate Chapman	12	1980
Eddie Milner	12	1979
10. Tike Redman	11	2000

HOME RUNS		
PLAYER	NO.	YEAR
1. Brian Dayett	34	1982
Steve Balboni	34	1980
3. Matt Davidson	33	2019
Craig Wilson	33	2000
Dan Pasqua	33	1984
6. Renato Núñez	32	2017
Chad Hermansen	32	1999
8. Patrick Wisdom	31	2019
9. Drew Denson	30	1994
10. Mat Gamel	28	2011
Prince Fielder	28	2005
Chad Hermansen	28	1998

RUNS BATTED IN		
PLAYER	NO.	YEAR
1. Steve Balboni	122	1980
2. Drew Denson	103	1994
Drew Denson	103	1993
4. Matt Davidson	101	2019
5. Don Mattingly	98	1981
6. Chad Hermansen	97	1999
7. Mat Gamel	96	2011
Brian Dayett	96	1982
9. Paul Householder	95	1979
10. Brendan Katin	92	2009

BASES ON BALLS		
PLAYER	NO.	YEAR
1. Jon Singleton	117	2022
2. Otis Nixon	110	1981
3. Keith Smith	105	1984
4. Dan Pasqua	95	1984
5. Keith Smith	92	1983
6. Duane Walker	89	1979
7. Tommy Barrett	86	1984
8. Paul Householder	84	1979
9. Steve Balboni	82	1980
10. Brian Dayett	80	1982

STRIKEOUTS		
PLAYER	NO.	YEAR
1. Sheldon Neuse	172	2018
2. Joe Koshansky	166	2009
3. Brendan Katin	164	2009
4. Steve Balboni	162	1980
5. Jon Singleton	161	2022
6. Chad Hermansen	154	2001
7. Chad Hermansen	152	1998
Joe Koshansky	152	2010
9. Matt Davidson	151	2019
10. Dan Pasqua	148	1984
Zach Green	148	2021

STOLEN BASES		
PLAYER	NO.	YEAR
1. Otis Nixon	72	1981
2. Otis Nixon	61	1982
3. Tommy Barrett	53	1984
4. Nate Chapman	46	1980
Duane Walker	46	1979
6. Lenny Harris	45	1988
7. Ted Wilborn	43	1981
8. Alcides Escobar	42	2009
Tike Redman	42	2003
10. Rich Thompson	41	2004
Leo Garcia	41	1987

HISTORY



SINGLE-SEASON PITCHING LEADERS

WINS		
PLAYER	NO.	YEAR
1. Clay Christiansen	16	1982
Stefan Wever	16	1982
3. Scott Ruffcorn	15	1994
Chris Hammond	15	1990
Brian Ryder	15	1980
Andy McGaffigan	15	1980
7. Rodney Bolton	14	1995
Steve Schrenk	14	1994
Kelly Scott	14	1983
10. Dillon Overton	13	2016
R.A. Dickey	13	2007
Scott Ruffcorn	13	1996
Jack Armstrong	13	1989
Hugh Kemp	13	1988
Ben Callahan	13	1982
Jamie Werly	13	1981
Tom Filer	13	1980
Bill Kelly	13	1979

LOSSES		
PLAYER	NO.	YEAR
1. Zach Kroenke	16	2013
2. Tony McKnight	14	2002
Jay Howell	14	1978
4. Seth McClung	13	2012
Chris Narveson	13	2008
Luis Vasquez	13	1989
Keith Brown	13	1989
Ben Callahan	13	1982
Bill Dawley	13	1978
10. Brad Mills	12	2015
Amaury Rivas	12	2011
Jeff Housman	12	2005
Ben Hendrickson	12	2005
Matt Guerrier	12	2002
Gino Minutelli	12	1992
Rich Montelone	12	1985

EARNED RUN AVERAGE (min. 112 IP)

PLAYER	ERA	YEAR
1. Chris Hammond	2.17	1990
2. Andy McGaffigan	2.38	1980
3. Scott Brown	2.40	1979
4. Bruce Berenyi	2.47	1978
5. Bill Kelly	2.51	1978
6. Rodney Bolton	2.56	1994
7. Jamie Werly	2.59	1981
8. Scott Ruffcorn	2.72	1994
Raul Ferreyra	2.72	1979
10. Stefan Wever	2.78	1982

INNINGS PITCHED

PLAYER	NO.	YEAR
1. Jamie Werly	222.1	1981
2. Clay Christiansen	214.1	1982
3. Stefan Wever	214.0	1982
4. Brian Ryder	201.0	1980
5. Kelly Scott	188.0	1983
6. Tom Filer	187.1	1980
7. Jack Armstrong	182.2	1989
8. Norm Charlton	182.0	1988
9. Scott Terry	181.2	1987
Brian Denman	181.2	1985

SAVES

PLAYER	NO.	YEAR
1. Mark Corey	30	2003
2. Geoff Combe	27	1979
3. Chris Smith	26	2010
4. Dane Johnson	24	1994
5. Jeff McCurry	23	1998
6. Jeff Darwin	22	1997
7. David Carpenter	21	2019
8. Rob Wooten	20	2013
Brian Drahan	20	1993
10. Luther Hackman	18	2007
Milt Hill	18	1992

GAMES		
PLAYER	NO.	YEAR
1. Geoff Combe	66	1978
2. Joey Viera	62	1991
3. Rich Sauveur	61	1996
Raul Ferreyra	61	1979
5. Brent Leach	59	2014
6. Travis Webb	56	2013
Steve Mintz	56	1998
Joey Viera	56	1995
9. Cory Bailey	55	2000
10. Dustin Molleken	54	2014
Todd Rizzo	54	1997
Brian Drahan	54	1993
Geoff Combe	54	1979

RUNS ALLOWED

PLAYER	NO.	YEAR
1. Ben Callahan	109	1982
2. Tony McKnight	108	2002
Brian Denman	108	1986
4. Sam McConnell	103	2001
5. Kris Benson	102	1998
Ben Callahan	102	1994
7. Clay Christiansen	101	1982
8. Ben Hendrickson	100	2005
9. Sam Narron	99	2011
Jeff Housman	99	2005
Keith Brown	99	1989

HOME RUNS ALLOWED

PLAYER	NO.	YEAR
1. Jeff Housman	27	2005
James Baldwin	27	1995
3. Kris Benson	26	1998
4. Josh Butler	24	2011
Chuck Lofgren	24	2002
6. Josh Lindblom	23	2022
Chris Narveson	23	2008
Todd Van Poppel	23	1999
9. Tony McKnight	22	2002
Rich Pratt	22	1997
Mo Sanford	22	1992

BASES ON BALLS

PLAYER	NO.	YEAR
1. Mike Bertotti	105	1997
2. Chris Hammond	96	1989
3. Bryan Kelly	89	1985
Chuck Tomaselli	89	1984
5. Jamie Werly	88	1981
6. Rich Montelone	87	1985
7. Tom Filer	86	1980
8. Bill Cutshall	85	1987
Paul Voigt	85	1985
10. Luis Vasquez	84	1989

STRIKEOUTS

PLAYER	NO.	YEAR
1. Jamie Werly	193	1981
2. Stefan Wever	190	1982
3. Jay Howell	173	1978
4. Norm Charlton	161	1988
5. Todd Van Poppel	157	1999
6. James Baldwin	156	1994
Clay Christiansen	156	1982
8. Jack Armstrong	152	1989
9. Chris Hammond	149	1990
10. Ryan Vogelsong	146	2003

HISTORY

SOUNDS MONTHLY LEADERS

*Sounds monthly leaders (1998-Present)

HITS		
PLAYER	NO.	MONTH
1. Corey Hart	45	June, 2005
2. Eugenio Velez	44	August, 2014
3. Joey Wendle	42	August, 2015
Caleb Gindl	42	August, 2011
Tike Redman	42	August, 2002
6. Jason Bourgeois	41	June, 2009
Tony Gwynn, Jr.	41	May, 2006
Bryant Nelson	41	August, 2001
Aramis Ramirez	41	May, 2000
10. Jason Pridie	40	May, 2015
(3 others tied with 40)		

AVERAGE (min. 75 PA)		
PLAYER	NO.	MONTH
1. Vinny Rottino	.420	August, 2006
2. Nick Solak	.414	August, 2019
3. Corey Hart	.413	June, 2005
4. Adam Stern	.406	August, 2010
5. Eugenio Velez	.405	April, 2014
6. Scooter Gennett	.403	April, 2013
7. Taylor Green	.398	June, 2011
8. Mat Gamel	.392	April, 2009
9. Scott Heineman	.388	July, 2019
10. Aramis Ramirez	.385	April, 1999

RUNS		
PLAYER	NO.	MONTH
1. Curtis Pridie	30	June, 2002
2. Andy Ibanez	29	August, 2019
Aramis Ramirez	29	May, 1999
4. Brice Turang	27	July, 2022
Corey Hart	27	June, 2005
6. Mat Gamel	26	August, 2011
Trent Oeltjen	26	June, 2010
Alcides Escobar	26	May, 2009
Tony Gwynn, Jr.	26	July, 2008
Joe Dillon	26	July, 2007
Chris Truby	26	August, 2004

RBI		
PLAYER	NO.	MONTH
1. Chad Hermansen	33	July, 1999
2. Matt Davidson	30	August, 2019
3. Taylor Green	29	July, 2011
Joe Dillon	29	June, 2007
5. Mat Gamel	28	July, 2010
Chad Hermansen	28	May, 1999
7. Joe Koshansky	27	May, 2009
Prince Fielder	27	May, 2005
Ivan Cruz	27	May, 1999
10. Matt Olson	26	May, 2017
Mat Gamel	26	June, 2011
(3 others tied with 26)		

DOUBLES		
PLAYER	NO.	MONTH
1. Matt Olson	13	May, 2016
2. Mat Gamel	12	August, 2010
Adam Hechter	12	August, 2008
Joe Dillon	12	July, 2007
Corey Hart	12	June, 2005
6. Mark Canha	11	July, 2017
Jaycob Brugman	11	June, 2016
Joey Wendle	11	August, 2015
Khris Davis	11	August, 2012
Eric Farris	11	August, 2011
(4 others tied with 11)		

STOLEN BASES		
PLAYER	NO.	MONTH
1. Esteury Ruiz	15	September, 2022
2. Rich Thompson	13	June, 2004
3. Jason Bourgeois	12	July, 2009
Tike Redman	12	April, 2003
Tike Redman	12	May, 2003
6. Alcides Escobar	11	April, 2009
Jermaine Clark	11	April, 2006
8. Esteury Ruiz	10	August, 2022
Zack Granite	10	May, 2019
Eric Farris	10	May, 2012
Alcides Escobar	10	July, 2009
Alcides Escobar	10	May, 2009
(4 others tied with 10)		

WINS		
PLAYER	NO.	MONTH
1. Daniel Mengden	5	August, 2016
Mike Fiers	5	April, 2014
Adam Pettyjohn	5	July, 2007
Jimmy Anderson	5	May, 1999
5. Colin Rea	4	September, 2021
Dean Kiekhefer	4	June, 2018
Ben Bracewell	4	August, 2017
Dillon Overton	4	June, 2016
Ariel Pena	4	July, 2014
Ariel Pena	4	May, 2014
(20 others tied with 4)		

ERA (min. 30 IP)		
PLAYER	NO.	MONTH
1. Kevin Tolar	0.56	August, 2002
2. Mike Fiers	0.68	August, 2011
3. Mike Fiers	0.80	April, 2014
4. Don Wengert	0.95	April, 2001
5. Daniel Mengden	1.12	May, 2016
6. Brad Mills	1.16	May, 2014
7. Jimmy Nelson	1.34	May, 2014
8. John Wasdin	1.42	June, 2003
9. Daniel Gossett	1.54	May, 2017
10. Eric Moody	1.67	July, 2001

SAVES		
PLAYER	NO.	MONTH
1. Chris Smith	10	April, 2010
2. Rob Wooten	9	June, 2013
Mark Corey	9	June, 2003
4. Jim Henderson	8	July, 2012
Luther Hackman	8	May, 2007
Mark Corey	8	May, 2003
7. David Carpenter	7	July, 2019
Rob Wooten	7	August, 2014
Chris Smith	7	May, 2009
Mark Corey	7	May, 2004
Mark Corey	7	July, 2003

STRIKEOUTS		
PLAYER	NO.	MONTH
1. Mike Fiers	47	April, 2014
2. Mike Fiers	44	August, 2011
Nelson Figueroa	44	July, 2004
4. Ariel Pena	43	July, 2014
Brad Mills	43	May, 2014
Jimmy Nelson	43	August, 2013
7. Taylor Jungmann	42	August, 2014
Wily Peralta	42	July, 2012
Yovani Gallardo	42	May, 2007
Yovani Gallardo	42	April, 2007

HISTORY



SOUNDS PINCH-HIT HOME RUN HISTORY

Date	Player	Opponent	Date	Player	Opponent
6/6/80	Mark Johnston	Chattanooga	6/21/01	Warren Morris	Memphis
4/28/81	Rob Teegarden	Memphis	7/2/01	Chris Petersen	at Tucson
5/4/82	Dean Craig	at Memphis	4/17/02	Trace Coquillette	at Fresno (G2)
5/5/82	Pat Callahan	at Memphis	6/27/02	Humberto Cota	at Iowa
8/14/82	Gary Smith	at Memphis	7/7/02	Chris Pritchett	Iowa
5/5/85	Joe Pittman	at Buffalo	6/17/03	Brad King	Iowa
8/11/85	Chris Pittaro	at Buffalo	4/13/04	Luis Figueroa	at Albuquerque
7/5/86	Pedro Chavez	Buffalo	6/19/04	Andy Abad	Albuquerque (G2)
7/8/87	Eddie Tanner	at Louisville	5/26/05	Brad Nelson	at Portland
8/26/87	Orsino Hill	Indianapolis	7/21/06	Ozzie Chavez	at Oklahoma City
8/5/88	Buddy Pryor	Indianapolis	4/6/07	Callix Crabbe	New Orleans
5/2/89	Chris Jones	at Iowa	4/13/07	JD Closser	at New Orleans
6/6/89	Eddie Tanner	at Louisville	9/1/07	Callix Crabbe	at Memphis
9/4/90	Chris Jones	at Iowa	5/28/08	Adam Heether	at Albuquerque
7/22/91	Adam Casillas	Denver	8/27/08	Brendan Katin	Albuquerque
8/10/91	Stanley Jefferson	Indianapolis	7/3/09	Joe Koshansky	at Round Rock
5/16/92	Todd Trafton	Oklahoma City	8/23/09	Joe Koshansky	at Albuquerque
7/19/92	Troy Afenir	at Denver	8/28/09	Erick Almonte	at Round Rock
8/12/94	Javier Ortiz	at Oklahoma City	5/10/10	Joe Koshansky	at Albuquerque
5/8/95	Chris Cron	Iowa	7/1/10	Johnny Raburn	New Orleans
5/29/96	Mike Robertson	Oklahoma City	7/9/10	Adam Stern	Memphis (G2)
6/12/98	Darrell Whitmore	Iowa	8/7/10	Joe Koshansky	at Reno
6/13/98	Chance Sanford	at Tacoma	4/21/11	Mike Rivera	at New Orleans
7/10/98	T.J. Staton	New Orleans	4/30/11	Brendan Katin	Albuquerque
7/24/98	T.J. Staton	at Colo. Springs	6/12/11	Erick Almonte	at Albuquerque
8/14/98	Chad Hermansen	Tucson	6/18/11	Jordan Brown	at Memphis
8/20/98	Darryl Brinkley	at Fresno	7/4/11	Erick Almonte	Memphis
9/2/98	Darrell Whitmore	Memphis	6/20/12	Sean Halton	Oklahoma City
7/25/99	Chad Hermansen	Las Vegas	8/4/12	Sean Halton	at Fresno
8/22/99	Mike Robertson	at Las Vegas	4/18/14	Kevin Mattison	Memphis
4/24/00	Darryl Brinkley	at New Orleans	7/23/14	Pete Orr	Colorado Springs
6/26/00	Brent Brede	Memphis	7/6/16	Max Muncy	at Memphis
8/3/00	Alex Hernandez	Colorado Springs	5/13/21	Bubba Derby	Memphis
4/26/01	Andy Barkett	at Colorado Springs			

SOUNDS TO THROW A NO-HITTER

PLAYER

Jim Deshaies
 Bryan Kelly
 Jack Armstrong
 John Wasdin*
 Carlos Villanueva, Mike Meyers, Alec Zumwalt
 Manny Parra*
 Chris Smith, Sean Doolittle, Tucker Healy, Simon Castro

DATE & OPPONENT

5/4/84 vs. Columbus (GA) (7 Innings)
 7/17/85 vs. Oklahoma City
 8/7/88 vs. Indianapolis
 4/7/03 vs. Albuquerque
 7/15/06 vs. Memphis
 6/25/07 at Round Rock
 6/7/17 at Omaha

NO-HITTERS THROWN AGAINST THE SOUNDS

PLAYER

Jeff Cornell, Jacksonville
 Bob Veselic, Columbus (GA)
 Randy Johnson & Pat Pacilla, Indianapolis
 Rick Helling*, Oklahoma City
 Chris Gissell & Jesus Sanchez, Colorado Springs

DATE & OPPONENT

5/16/81 in Nashville
 8/25/83 in Columbus, GA
 8/6/88 in Nashville
 8/13/96 in Oklahoma City, Okla.
 8/2/03 in Nashville

*Perfect Game

SOUNDS TO HIT FOR THE CYCLE

PLAYER

Tike Redman 6/30/01 at Tucson

 J.R. House 5/21/04 at Sacramento

 Caleb Gindl 7/10/11 at Albuquerque

ORDER OF HITS

Single - 4th Inning
 Home Run - 6th Inning
 Double - 7th Inning
 Triple - 9th Inning
 Double - 1st Inning
 Single - 3rd Inning
 Home Run - 5th Inning
 Triple - 7th Inning
 Triple - 2nd Inning
 Home Run - 3rd Inning
 Double - 8th Inning
 Single - 9th Inning

SOUNDS GRAND SLAM HOME RUN HISTORY

Date	Player	Opponent	Date	Player	Opponent
4/24/79	Dave Van Gorder	Jacksonville	4/21/04	J.R. House	Albuquerque
8/19/79	Eddie Milner	Knoxville	4/27/04	J.R. House	Oklahoma
7/9/80	Pat Tabler	Savannah	6/24/04	J.R. House	at Iowa
7/26/80	Gary Smith	at Memphis	7/28/04	Rich Thompson	Salt Lake
4/20/81	Erik Peterson	at Orlando	9/3/04	Rich Thompson	at Memphis
5/3/81	Erik Peterson	at Charlotte	5/28/05	Prince Fielder	New Orleans
6/29/81	Ted Wilborn	Birmingham	6/18/05	Corey Hart	Iowa
8/4/81	Brian Poldberg	at Savannah	4/30/06	Corey Hart	at New Orleans
8/19/81	Willie McGee	at Birmingham	6/3/06	Mike Rivera	Albuquerque
5/2/82	Brian Poldberg	Jacksonville	6/12/06	Vinny Rottino	Omaha
8/12/82	Mark Salas	Memphis	6/15/06	Graham Koonce	Omaha
6/18/83	Vic Mata	Memphis	6/2/07	Joe Dillon	Tucson
7/13/83	Keith Smith	at Knoxville	6/24/07	Mike Rivera	at Round Rock
7/26/83	Derwin McNealy	Memphis	6/29/07	Brad Nelson	at Albuquerque
8/14/83	Keith Smith	at Knoxville	4/16/08	Laynece Nix	Omaha
8/19/83	Erik Peterson	Knoxville	5/25/08	Brad Nelson	at Memphis
6/5/87	Mike Manfre	Iowa	7/25/08	Carlos Corporan	Tacoma
8/31/87	Buddy Pryor	at Louisville	8/3/08	Chris Woodward	at Fresno
7/29/88	Luis Quinones	at Indianapolis	8/16/08	Adam Heether	at Round Rock
8/12/88	Van Snider	at Louisville	6/14/09	Cole Gillespie	Memphis
7/9/89	Tito Landrum	Oklahoma City	8/29/09	Hernan Iribarren	at Round Rock
6/16/90	Chris Jones	Louisville	5/25/10	Ray Olmedo	at Sacramento
9/9/90	Keith Lockhart	Omaha	5/31/10	Luis Cruz	Iowa
5/16/91	Reggie Jefferson	Oklahoma City	8/16/10	Mat Gamel	Salt Lake
6/6/91	Terry Lee	Rochester	8/29/10	Brendan Katin	New Orleans
4/30/92	Darnell Coles	Indianapolis	6/5/11	Taylor Green	at New Orleans
5/10/92	Gary Green	at Louisville	7/11/11	Taylor Green	at Albuquerque
5/15/92	Jeff Schulz	Denver	4/20/13	Cole Garner	Omaha
6/3/92	Russ Morman	Indianapolis	5/30/13	Sean Halton	Iowa
6/14/92	Russ Morman	Iowa	4/18/14	Kevin Mattison	Memphis
4/8/93	Chris Cron	Iowa	9/1/14	Jeremy Hermida	at Round Rock
7/26/93	Ron Coomer	New Orleans	4/21/16	Andrew Lambo	at Colo. Springs
8/8/93	Warren Newson	Louisville	5/12/16	Renato Nunez	at Iowa
5/3/94	Dan Howitt	Buffalo	5/28/16	Joey Wendle	at Salt Lake
8/10/94	Javier Ortiz	Buffalo	6/4/16	Joey Wendle	at Omaha
4/13/95	Fernando Ramsey	New Orleans	8/12/16	Bryan Anderson	Reno
7/16/95	Chris Snopek	at Indianapolis	8/23/16	Josh Rodriguez	at Omaha
8/18/95	Chris Snopek	at Buffalo	6/1/17	Franklin Barreto	at Iowa
5/7/96	Julio Vinas	at Louisville	7/19/17	Matt Olson	at Iowa
8/2/96	Doug Brady	Indianapolis	7/30/17	Mark Canha	Salt Lake
4/20/97	Gene Schall	Iowa	6/8/18	Anthony Garcia	Tacoma
4/13/98	Manny Martinez	Colo. Springs	7/17/18	Anthony Garcia	Omaha
5/10/98	Mark Smith	at Tucson	8/9/18	BJ Boyd	at Colo. Springs
5/11/98	Chad Hermansen	at Tucson	5/23/19	Zack Granite	Memphis
6/13/98	Chance Sanford	at Tacoma	7/31/19	Ronald Guzmán	El Paso
7/11/98	Tim Laker	New Orleans	8/13/19	Andy Ibáñez	at Sacramento
7/24/98	T.J. Staton	at Colo. Springs	6/18/21	Zach Green	at Gwinnett
5/31/99	Ivan Cruz	Tucson	4/22/22	Alex Jackson	vs. Charlotte
6/6/99	Dale Sveum	Memphis	4/30/22	Mark Mathias	at St. Paul
7/21/99	Ray Montgomery	New Orleans	6/3/22	Corey Ray	at Durham
8/23/99	Adam Hyzdu	Oklahoma	8/24/22	Joey Wiemer	at Durham
4/10/00	Ivan Cruz	at Iowa	9/4/22	Mario Feliciano	vs. Memphis
6/9/00	Jason Wood	at Colo. Springs			
6/26/00	Brent Brede	Memphis			
5/29/01	Adam Hyzdu	New Orleans			
6/10/01	Warren Morris	Omaha			
7/19/01	Andy Barkett	Tacoma			
8/28/01	Humberto Cota	at Memphis			
6/2/02	Armando Romero	Oklahoma			
7/13/02	Humberto Cota	at Memphis			
7/17/02	Chris Pritchett	at Tacoma			
4/25/03	John Barnes	at Salt Lake			
8/22/03	Tony Alvarez	Oklahoma			
8/31/03	Dave Doster	at Albuquerque			

SOUNDS ORGANIZATION HONOR ROLL

AWARD	YEAR
Larry MacPhail Award	1978
Larry MacPhail Award	1980
Larry MacPhail Award	1981
Rawlings Woman Executive of the Year - Dot Cloud	1997
Rawlings Woman Executive of the Year - Sharon Ridley	2010
Ballpark Digest Executive of the Year - Doug Scopel	2018
Triple-A Freitas Award	2021
Minor League Baseball Organization of the Year	2022

SOUNDS PLAYERS HONOR ROLL

47 Sounds Named To Postseason All-Star Teams in Team History

YEAR	PLAYERS	YEAR	PLAYERS
1978:	Bruce Berenyi, Gene Menees	1994:	Ray Durham, Drew Denson, Scott Ruffcorn
1979:	Geoff Combe, Paul Householder, Duane Walker	1996:	Jeff Abbott
1980:	Steve Balboni, Andy McGaffigan, Buck Showalter, Pat Tabler	1997:	Jeff Abbott, Magglio Ordonez
1981:	Don Mattingly, Willie McGee, Jamie Werly	1999:	Chad Hermansen
1982:	Brian Dayett, Stefan Wever	2000:	Craig Wilson
1984:	Dan Pasqua, Keith Smith	2003:	John Barnes, Mark Corey
1985:	Darrell Brown, Scotti Madison	2007:	R.A. Dickey, Adam Pettyjohn
1986:	Bruce Fields, German Rivera	2009:	Alcides Escobar
1988:	Norm Charlton, Van Snider	2011:	Taylor Green
1989:	Skeeter Barnes	2013:	Johnny Hellweg
1990:	Chris Hammond	2014:	Jimmy Nelson
1991:	Terry Lee	2015:	Joey Wendle
1992:	Geronimo Berroa	2017:	Renato Nuñez
1993:	Norberto Martin, Esteban Beltre	2019:	David Carpenter
		2021:	Luke Barker

SOUNDS TO WIN PLAYER OF THE WEEK HONORS

Player	Date Range	Player	Date Range
Kris Benson	June 1-7, 1998	Lindsay Gulin	May 12-18, 2008
Kevin Grijak	July 13-19, 1998	Lindsay Gulin	August 18-24, 2008
Kris Benson (co-winner)	August 10-16, 1998	Lindsay Gulin	June 1-7, 2009
Kevin Pickford (co-winner)	August 10-16, 1998	Jason Bourgeois	June 8-14, 2009
Darryl Brinkley	April 19-25, 1999	Tim Dillard	July 20-26, 2009
Ivan Cruz	June 7-13, 1999	Mike Fiers	August 29-Sept. 5, 2011
John Wehner	June 28-July 4, 1999	Brooks Conrad	May 21-27, 2012
Ivan Cruz	April 6-16, 2000	Wily Peralta	July 2-8, 2012
Frankie De La Cruz	July 18-24, 2001	Caleb Gindl	August 20-26, 2012
Dan Serafini	July 3-9, 2000	Hiram Burgos	August 27-Sept. 3, 2012
Don Wengert	April 16-22, 2001	Mike Fiers	April 28-May 4, 2014
Reed Secrist	July 16-22, 2001	Matt Clark	August 18-24, 2014
Ryan Vogelson	August 13-19, 2001	Barry Zito	May 25-June 1, 2015
Brian Meadows	June 3-9, 2002	Ryan Roberts	August 3-10, 2015
Bronson Arroyo	August 5-11, 2002	Dillon Overton	April 18-24, 2016
Kevin Tolar	August 19-25, 2002	Jaycob Brugman	June 6-12, 2016
John Wasdin	April 3-13, 2003	Bruce Maxwell	July 11-17, 2016
John Barnes	April 14-20, 2003	Jharel Cotton	August 8-14, 2016
Brian Meadows	April 14-20, 2003	Daniel Gossett	May 22-28, 2017
Brian Meadows	July 14-20, 2003	Chris Smith	June 5-11, 2017
Nelson Figueroa	August 4-10, 2003	Ben Bracewell	August 21-27, 2017
Ryan Vogelson	August 25-Sept. 1, 2003	James Naile	April 5-15, 2018
J.R. House	May 17-23, 2004	Patrick Wisdom	August 5-11, 2019
Nelson Figueroa	July 26-August 1, 2004	Joe Palumbo	August 12-18, 2019
Prince Fielder	May 23-29, 2005	Tyrone Taylor	May 24-30, 2021
Corey Hart	August 1-7, 2005	Aaron Ashby	May 31-June 6, 2021
Jared Fernandez	July 10-16, 2006	Ethan Small	June 21-26, 2022
Yovani Gallardo	May 14-20, 2007		
Manny Parra	June 25-July 1, 2007		
Seth McClung	August 6-12, 2007		
Layne Nix	August 13-19, 2007		

SOUNDS OPENING DAY LINEUPS

April 15, 1978

Mickey DuVal, CF
Randy Davidson, 2B
Tony Moretto, RF
George Weicker, 1B
Tim Doerr, 3B
Don Lyle, DH
Duane Walker, LF
Steve Hughes, SS
Mark Miller, C
Bill Dawley, P
Lost 4-2 at Memphis

April 9, 1982

Otis Nixon, SS
Huey Gayden, DH
Jeff Reynolds, 3B
Dean Craig, 1B
Tommie Dodd, RF
Brian Dayett, LF
Scott Bradley, C
Tim Knight, CF
Rex Hudler, 2B
Stefan Wever, P
Lost 10-9 (13 inn.) at Columbus (GA)

April 11, 1986

Scottie Earl, 2B
Pat Sheridan, CF
Tim Tolman, LF
German Rivera, 3B
Nelson Simmons, RF
Matt Nokes, C
Brian Harper, 1B
Bruce Fields, DH
Pedro Chavez, SS
Bryan Kelly, P
Won 6-3 vs. Indianapolis

April 6, 1990

Leo Garcia, CF
Paul Noce, SS
Skeeter Barnes, RF
Darryl Motley, DH
Kevin Pearson, 2B
Brian Lane, 3B
Reggie Jefferson, 1B
Chris Jones, LF
Donnie Scott, C
Rodney Imes, P
Lost 8-6 at Omaha

April 7, 1994

Norberto Martin, SS
Gary Thurman, CF
Dann Howitt, LF
Drew Denson, DH
Domingo Martinez, 1B
Javier Ortiz, RF
Olmedo Saenz, 3B
Ray Durham, 2B
Clemente Alvarez, C
Steve Schrenk, P
Won 10-5 at Oklahoma City

April 7, 1998

Manny Martinez, CF
Abraham Nunez, SS
Darrell Whitmore, LF
Ron Wright, 1B
Aramis Ramirez, 3B
Steve Decker, C
Chad Hermansen, 2B
Steve Bieser, RF
Sean Lawrence, P
Lost 7-2 at Iowa

April 16, 1979

Gary Redus, CF
Rafael Santo Domingo, SS
Paul Householder, RF
Rick Duncan, 1B
Gene Menees, 2B
Duane Walker, LF
Dave Van Gorder, C
Skeeter Barnes, 3B
Bill Dawley, P
Lost 7-1 at Jacksonville

April 8, 1983

Vic Mata, 2B
Scott Bradley, C
Tommie Dodd, DH
Rob Tegarden, LF
Mike Pagliarulo, 3B
Todd Demeter, 1B
Derwin McNealy, CF
Keith Smith, SS
Tim Knight, RF
Mark Shifflett, P
Lost 5-4 at Orlando

April 10, 1987

Max Venable, CF
Jeff Treadway, 2B
Chris Sabo, 3B
Ron Hemka, 1B
Dan Boever, LF
Orsino Hill, RF
Terry McGriff, C
Orlando Gonzalez, SS
Lenny Harris, DH
Scott Terry, P
Won 8-4 vs. Omaha

April 10, 1991

Billy Bates, 2B
Adam Casillas, LF
Reggie Jefferson, DH
Terry Lee, 1B
Denny Gonzalez, 3B
Chris Jones, RF
Leo Garcia, CF
Donnie Scott, C
Freddie Benavides, SS
Rodney Imes, P
Won 2-1 vs. Omaha

April 7, 1995

Fernando Ramsey, CF
Mike Robertson, 1B
Bob Zupcic, LF
Chris Cron, 3B
Henry Cotto, DH
Kerry Valrie, RF
Dave Miltien, SS
Junior Ortiz, C
Doug Brady, 2B
Brian Keyser, P
Won 6-3 at Buffalo

April 8, 1999

Chad Hermansen, CF
Emil Brown, RF
Aramis Ramirez, 3B
Ivan Cruz, 1B
Tim Laker, C
Doug Strange, 2B
Darryl Brinkley, DH
Ray Montgomery, LF
Kevin Polcovich, SS
Bob Milacki, P
Won 7-0 vs. Edmonton

April 11, 1980

Nate Chapman, CF
Buck Showalter, DH
Ken Baker, RF
Steve Balboni, 1B
Pat Tabler, 2B
Brian Dayett, 3B
Juan Espino, C
Willie McGee, LF
Rafael Santana, SS
Tom Filer, P
Lost 6-4 at Columbus (GA)

April 9, 1984

Tommy Barrett, 2B
Bobby Meacham, SS
Orestes Destrade, LF
Erik Peterson, 1B
Dan Pasqua, DH
Matt Gallegos, RF
Mark Blaser, 3B
Tim Knight, CF
Pat Dempsey, C
Jim Deshaies, P
Won 7-3 at Orlando

April 7, 1988

Scottie Earl, 2B
Dave Klipstein, CF
Van Snider, RF
Ron Roenicke, LF
Luis Quinones, SS
Marty Brown, 3B
Greg Monda, 1B
Doug Cwosdz, C
Norm Charlton, P
Won 7-6 vs. Indianapolis

April 9, 1992

Nick Capra, CF
Jeff Small, 2B
Jeff Stone, DH
Geronimo Berroa, LF
Darnell Coles, 3B
Mark Howie, 1B
Dan Wilson, C
Gary Green, SS
Ruben Escalera, RF
Gino Minutelli, P
Lost 6-2 at Denver

April 4, 1996

Doug Brady, 2B
Fernando Ramsey, CF
Jose Munoz, DH
Olmedo Saenz, 3B
Jeff Abbott, LF
Mike Robertson, 1B
Kerry Valrie, RF
Julio Vinas, C
Craig Wilson, SS
Luis Andujar, P
Lost 8-5 vs. Buffalo

April 6, 2000

Tike Redman, CF
Abraham Nunez, SS
Darryl Brinkley, DH
Ivan Cruz, 1B
Ray Montgomery, LF
Emil Brown, RF
Jason Wood, 2B
Tim Laker, C
Jarrod Patterson, 3B
Danny Leon, P
Won 10-5 at Omaha

April 9, 1981

Otis Nixon, SS
Ted Wilborn, LF
Don Mattingly, 1B
Wes Robbins, DH
Rob Tegarden, RF
Brian Dayett, 3B
Willie McGee, CF
Kevin Shannon, C
Rafael Villaman, 2B
Jamie Werly, P
Won 8-7 vs. Birmingham

April 11, 1985

Bobby Mitchell, CF
Pedro Chavez, SS
Scottie Earl, 2B
Mike Laga, 1B
Ron Johnson, DH
Leon Roberts, RF
Mark Smith, LF
Bob Melvin, C
Tom O'Malley, 3B
Randy O'Neal, P
Won 3-1 vs. Buffalo

April 5, 1989

Keith Lockhart, 2B
Marty Brown, 1B
Luis Quinones, 3B
Van Snider, CF
Rolando Roomes, RF
Chris Jones, LF
Jeff Richardson, SS
Joe Oliver, C
Jack Armstrong, P
Lost 4-2 at Indianapolis

April 8, 1993

Shawn Jeter, CF
Esteban Beltre, SS
Chris Cron, 3B
Drew Denson, 1B
Brad Komminsk, RF
Scott Cepicky, LF
Joe Hall, DH
Matt Merullo, C
Norberto Martin, 2B
Larry Thomas, P
Won 8-5 vs. Iowa

April 4, 1997

Mike Cameron, CF
Jeff Abbott, LF
Greg Norton, 3B
Mario Valdez, 1B
Magglio Ordenez, RF
Gene Schall, DH
Robert Machado, C
Frank Menecchino, 2B
Craig Wilson, SS
Tom Fordham, P
Lost 4-3 (11 inn.) at Buffalo

April 4, 2001

Tike Redman, CF
Warren Morris, 2B
Chad Hermansen, LF
Craig Wilson, 1B
Adam Hyzdu, RF
Humberto Cota, C
Jason Wood, SS
Rob Mackowiak, 3B
Sam McConnell, P
Lost 3-2 at Memphis

SOUNDS OPENING DAY LINEUPS

April 4, 2002

Mike Redman, CF
Shawn Gilbert, SS
Humberto Cota, C
Ryan Radmanovich, RF
Adam Hyzdu, LF
Curtis Pride, DH
Reed Secrist, 3B
Chris Pritchett, 1B
David Post, 2B
Bronson Arroyo, P
Lost 12-5 vs. Sacramento

April 7, 2006

Tony Gwynn, CF
Dave Krynzal, LF
Vinny Rottino, 3B
Nelson Cruz, RF
Brad Nelson, 1B
Brent Abernathy, DH
Jermaine Clark, 2B
Mark Johnson, C
Enrique Cruz, SS
Ben Hendrickson, P
Lost 5-3 at Omaha

April 8, 2010

Norris Hopper, CF
Eric Farris, 2B
Trent Oeltjen, LF
Brendan Katin, RF
Joe Koshansky, 1B
Adam Heether, 3B
Angel Salome, C
Luis Cruz, SS
Kameron Loe, P
Won 6-3 at Iowa

April 4, 2014

Irving Falu, 3B
Elian Herrera, 2B
Robinson Diaz, C
Hunter Morris, 1B
Sean Halton, DH
Caleb Gindl, RF
Eugenio Velez, LF
Hector Gomez, SS
Kevin Mattison, CF
Johnny Hellweg, P
Won 4-2 at Omaha

April 5, 2018

Jorge Mateo, SS
Dustin Fowler, CF
Franklin Barreto, 2B
Renato Nuñez, 1B
Mark Canha, RF
Sheldon Neuse, 3B
Anthony Garcia, DH
Nick Martini, LF
Dustin Garneau, C
Won 11-0 at New Orleans

April 3, 2003

Tony Alvarez, LF
Dave Doster, 2B
Mike Gulan, 3B
Adam Hyzdu, CF
Carlos Rivera, 1B
J.J. Davis, RF
Humberto Cota, C
Aaron Holbert, SS
Ryan Vogelsong, P
Won 5-4 vs. Iowa

April 5, 2007

Callix Crabbe, 2B
JD Closser, C
Drew Anderson, CF
Ryan Braun, 3B
Joe Dillon, LF
Brad Nelson, 1B
Vinny Rottino, RF
Ozzie Chavez, SS
Zach Jackson, P
Lost 4-1 vs. New Orleans

April 7, 2011

Eric Farris, 2B
Caleb Gindl, CF
Mat Gamel, 1B
Brett Carroll, RF
Zelous Wheeler, 3B
Brandon Boggs, LF
Martin Maldonado, C
Edwin Maysonet, SS
Amaury Rivas, P
Won 5-1 vs. New Orleans

April 9, 2015

Alden Carrithers, DH
Andy Parrino, SS
Max Muncy, 1B
Jason Pridie, CF
Matt Matthes, RF
Bryan Anderson, C
Joey Wendle, 2B
Niuman Romero, 3B
Matt Angle, LF
Chris Bassitt, P
Lost 7-5 in Colorado Springs

April 4, 2019

Zack Granite, DH
Willie Calhoun, LF
Matt Davidson, 1B
Patrick Wisdom, 3B
Danny Santana, CF
Jose Trevino, C
Nolan Fontana, 2B
Eli White, SS
Carlos Tocci, RF
Lost 5-4 vs. Iowa

April 8, 2004

Tony Alvarez, LF
Terry Shumpert, 2B
Andy Abad, RF
Ruben Mateo, CF
Carlos Rivera, 1B
Chris Truby, 3B
Tomas de la Rosa, SS
Keith McDonald, C
Nelson Figueroa, P
Lost 6-3 vs. Colorado Springs

April 3, 2008

Hernan Iribarren, LF
Laynece Nix, CF
Vinny Rottino, C
Eric Munson, 1B
Adam Heether, 3B
Brendan Katin, RF
Ozzie Chavez, SS
Abraham Nunez, 2B
Zach Jackson, P
Lost 5-2 vs. New Orleans

April 5, 2012

Logan Schafer, CF
Eric Farris, 2B
Caleb Gindl, RF
Taylor Green, 3B
Sean Halton, 1B
Corey Patterson, LF
Martin Maldonado, C
Edwin Maysonet, SS
Wily Peralta, P
Lost 6-2 at New Orleans

April 4, 2016

Tyler Ladendorf, CF
Joey Wendle, 2B
Jake Smolinski, LF
Matt Olson, RF
Chad Pinder, SS
Rangel Ravelo, 1B
Max Muncy, DH
Renato Nuñez, 3B
Bruce Maxwell, C
Chris Smith, P
Lost 5-0 vs. Oklahoma City

May 4, 2021

Dee Strange-Gordon, SS
Derek Fisher, RF
Dustin Peterson, 1B
Jace Peterson, LF
Zach Green, 3B
Corey Ray, CF
Mario Feliciano, C
Jamie Westbrook, 2B
Weston Wilson, DH
Josh Lindblom, P
Lost 8-6 at Toledo

April 7, 2005

Dave Krynzal, CF
Rickie Weeks, 2B
Prince Fielder, 1B
Corey Hart, RF
Brad Nelson, LF
Kevin Orlic, 3B
Pat Borders, C
Steve Scarborough, SS
Jose Capellan, P
Won 7-3 (7 inn.) vs. New Orleans

April 9, 2009

Tony Gwynn, Jr., CF
Alcides Escobar, SS
Mat Gamel, 3B
Brendan Katin, RF
Joe Koshansky, LF
Angel Salome, C
Hernan Iribarren, 2B
Jason Bourgeois, LF
Sam Naron, P
Lost 7-5 vs. New Orleans

April 4, 2013

Josh Prince, CF
Scooter Gennett, 2B
Hunter Morris, 1B
Sean Halton, RF
Caleb Gindl, LF
Stephen Parker, 3B
Blake Lalli, C
Blake Davis, SS
Tyler Thornburg, P
Won 5-4 vs. New Orleans

April 6, 2017

Franklin Barreto, SS
Jaff Decker, CF
Renato Nuñez, DH
Chris Parmelee, RF
Chad Pinder, 2B
Matt Olson, 1B
Matt Chapman, 3B
Bruce Maxwell, C
Andrew Lamb, LF
Daniel Gossett, P
Lost 2-1 (11 inn.) at Round Rock

April 5, 2022

Corey Ray, CF
Abraham Almonte, LF
David Dahl, RF
Jon Singleton, 1B
Tyler White, DH
Jamie Westbrook, 2B
Briec Turang, SS
Weston Wilson, 3B
Mario Feliciano, C
Ethan Small, P
Won 5-4 vs. Durham

ALL-TIME RECORDS

Season Openers: 20-24
Home Openers: 26-18

POSTSEASON HISTORY

1979 (SOUTHERN LEAGUE)	DATE	OPPONENT	W/L	SCORE
Manager - George Scherger	September 3	Memphis	W	10-2
	September 4	at Memphis	L	4-3 (10)
	September 5	at Memphis	W	5-2

Defeated Memphis, two games to one in Western Division Finals

DATE	OPPONENT	W/L	SCORE
September 6	Columbus (GA)	L	4-3
September 7	Columbus (GA)	W	3-1
September 8	at Columbus (GA)	W	14-7
September 9	at Columbus (GA)	W	6-2

Defeated Columbus, three games to one to win Southern League Championship

1980 (SOUTHERN LEAGUE)	DATE	OPPONENT	W/L	SCORE
Manager - Stump Merrill	September 3	at Memphis	L	5-0
	September 4	at Memphis	L	8-4
	September 5	Memphis	W	10-9
	September 6	Memphis	L	6-3

Lost to Memphis, three games to one in Western Division Finals

1981 (SOUTHERN LEAGUE)	DATE	OPPONENT	W/L	SCORE
Manager - Stump Merrill	September 3	at Memphis	W	9-7 (12)
	September 4	at Memphis	W	16-8
	September 5	at Memphis	W	9-4

Defeated Memphis, three games to none in Western Division Finals

DATE	OPPONENT	W/L	SCORE
September 11	at Orlando	L	4-2
September 12	at Orlando	L	7-1
September 13	Orlando	W	10-2
September 14	Orlando	L	7-4

Lost to Orlando, three games to one in Southern League Championship Series

1982 (SOUTHERN LEAGUE)	DATE	OPPONENT	W/L	SCORE
Manager - Johnny Oates	September 3	at Knoxville	L	7-3
	September 4	at Knoxville	W	5-1
	September 5	Knoxville	W	3-0
	September 6	Knoxville	W	9-7

Defeated Knoxville, three games to one in Western Division Finals

DATE	OPPONENT	W/L	SCORE
September 7	at Jacksonville	L	3-2
September 8	at Jacksonville	W	4-1
September 9	Jacksonville	W	2-0
September 10	Jacksonville	W	5-3 (13)

Defeated Jacksonville, three games to one to win Southern League Championship

1983 (SOUTHERN LEAGUE)	DATE	OPPONENT	W/L	SCORE
Manager - Doug Holmquist	September 3	at Birmingham	W	7-6
	September 4	at Birmingham	L	4-3
	September 5	Birmingham	L	4-2
	September 6	Birmingham	W	6-1
	September 7	Birmingham	L	7-5

Lost to Birmingham, three games to two in Western Division Finals

1984 (SOUTHERN LEAGUE)	DATE	OPPONENT	W/L	SCORE
Manager - Jim Marshall	September 5	at Knoxville	W	5-4
	September 6	at Knoxville	L	6-3
	September 7	Knoxville	L	5-3
	September 8	Knoxville	L	4-3

Lost to Knoxville, three games to one in Western Division Finals

1990 (AMERICAN ASSOCIATION)	DATE	OPPONENT	W/L	SCORE
Manager - Pete Mackanin	September 5	at Omaha	L	1-0
	September 6	at Omaha	W	5-3
	September 7	Omaha	L	8-7 (20)
	September 8	Omaha	W	5-4
	September 9	Omaha	L	8-7

Lost to Omaha, three games to two in American Association Championship Series

POSTSEASON HISTORY

1993 (AMERICAN ASSOCIATION)	DATE	OPPONENT	W/L	SCORE
Manager - Rick Renick	September 8	Iowa	W	12-3
	September 9	Iowa	L	3-1
	September 10	Iowa	L	6-3
	September 11	at Iowa	L	5-2
	September 12	at Iowa	W	9-6
	September 13	at Iowa	W	4-1
	September 14	at Iowa	L	3-2 (11)

Lost to Iowa, four games to three in American Association Championship Series

1994 (AMERICAN ASSOCIATION)	DATE	OPPONENT	W/L	SCORE
Manager - Rick Renick	September 7	at New Orleans	W	4-0
	September 8	at New Orleans	W	10-4
	September 9	at New Orleans	W	7-5

Defeated New Orleans, three games to none in American Association Semifinals

DATE	OPPONENT	W/L	SCORE
September 11	Indianapolis	L	5-3
September 12	Indianapolis	W	1-0
September 13	at Indianapolis	L	6-3
September 14	at Indianapolis	L	7-5

Lost to Indianapolis, three games to one in American Association Championship Series

2003 (PACIFIC COAST LEAGUE)	DATE	OPPONENT	W/L	SCORE
Manager - Trent Jewett	September 3	Albuquerque	W	6-5
	September 4	Albuquerque	L	7-5
	September 5	at Albuquerque	W	12-10 (12)
	September 6	at Albuquerque	W	3-1
	Defeated Albuquerque, three games to one in American Conference Finals			

DATE	OPPONENT	W/L	SCORE
September 9	Sacramento	L	4-2
September 10	Sacramento	L	7-2
September 11	at Sacramento	L	8-1

Lost to Sacramento, three games to none in Pacific Coast League Championship Series

2005 (PACIFIC COAST LEAGUE)	DATE	OPPONENT	W/L	SCORE
Manager - Frank Kremblas	September 7	at Oklahoma	W	5-4
	September 8	at Oklahoma	L	7-5
	September 9	Oklahoma	L	2-1
	September 10	Oklahoma	W	3-1
	September 11	Oklahoma	W	7-3

Defeated Oklahoma, three games to two in American Conference Finals

DATE	OPPONENT	W/L	SCORE
September 13	Tacoma	W	8-6
September 14	Tacoma	W	11-5
September 16	at Tacoma	W	5-2 (13)

Defeated Tacoma, three games to none to win Pacific Coast League Championship

2006 (PACIFIC COAST LEAGUE)	DATE	OPPONENT	W/L	SCORE
Manager - Frank Kremblas	September 6	Round Rock	W	4-0
	September 7	Round Rock	L	4-3
	September 8	at Round Rock	L	6-5 (10)
	September 9	at Round Rock	W	2-0
	September 10	at Round Rock	L	8-0

Lost to Round Rock, three games to two in American Conference Finals

2007 (PACIFIC COAST LEAGUE)	DATE	OPPONENT	W/L	SCORE
Manager - Frank Kremblas	September 5	at New Orleans	L	3-2
	September 6	at New Orleans	L	5-1
	September 7	New Orleans	W	6-5 (10)
	September 8	New Orleans	L	6-0

Lost to New Orleans, three games to one in American Conference Finals

2016 (PACIFIC COAST LEAGUE)	DATE	OPPONENT	W/L	SCORE
Manager - Steve Scarsone	September 7	at Oklahoma City	W	10-7
	September 8	at Oklahoma City	L	5-2
	September 9	Oklahoma City	W	6-5
	September 10	Oklahoma City	L	7-1
	September 11	Oklahoma City	L	10-9

Lost to Oklahoma City, three games to two in American Conference Finals

2022 (INTERNATIONAL LEAGUE)	DATE	OPPONENT	W/L	SCORE
Manager - Rick Sweet	October 1	vs, Durham	L	13-0

Lost to Durham in International League Championship Game

League Championship Appearances: 1979, 1981, 1982, 1990, 1993, 1994, 2003, 2005

League Championships: 1979, 1982, 2005

SKEETER BARNES

1979, 1988-1990

00

William Henry "Skeeter" Barnes III ranks as one of the all-time fan favorites at Greer Stadium and currently stands as the Nashville Sounds career leader in hits (517), doubles (94), at-bats (1,898), and games played (514).

He played two stints with the Sounds, in 1979 (AA-Reds) and again from 1988-90 (AAA-Reds) and ranks among the top three in every major offensive category on the Nashville career leaderboard.

Barnes enjoyed success during both stints as a member of the Sounds. He was a member of Nashville's first Southern League championship-winning squad in 1979, pacing the club with 145 games played in his second year as a pro.



He excelled at the plate in his second go-around in Music City, pacing the Triple-A American Association with 39 doubles in 1989 to earn a spot on the league's postseason All-Star team and led the circuit with 156 hits in 1990, a year in which he also ranked among the league leaders with 83 runs scored and 34 stolen bases in helping guide the Sounds to a berth in the American Association championship series (Nashville lost to Omaha, 3-2).

The 16-year veteran spent time in the Cincinnati, Montreal, Philadelphia, St. Louis, Milwaukee, Pittsburgh, and Detroit organizations during his pro career after being selected by the Reds in the first round (16th overall selection) of the June 1978 draft.

Barnes spent parts of nine major league seasons with the Reds, Expos, Cardinals, and Tigers and accumulated a .259 average over 353 ML games. It was Skeeter's versatility as a utility player that earned him a spot in the big leagues. Barnes played seven different positions at the major-league level, a feat that most cannot list on their resume.

Additional highlights of Barnes' major- and minor-league career include:

- Hit a career-high .368 for the rookie-level Billings Mustangs during his first pro season in 1978 ... and lost the Pioneer League batting race by nearly 100 points to teammate Eddie Milner, whose .462 mark still stands as an unsurpassed standard in any minor league season of 200 or more at-bats.
- Selected as team MVP and Eastern League All-Star in 1982 after a full year with Waterbury (AA-Reds).
- Initiated a triple play for Detroit on July 3, 1992, catching an attempted squeeze bunt by Seattle's Omar Vizquel, tagging Dave Valle and throwing to first baseman Cecil Fielder to force out Harold Reynolds in the fifth inning.

Skeeter Barnes' #00 was retired by the Nashville Sounds in the early 1990s.

CAREER STATISTICS

YEAR	CLUB	AVG	G	AB	R	H	2B	3B	HR	RBI	BB	SO	SB	CS
1979	Nashville (AA)	.266	145	500	54	133	19	4	12	77	27	64	5	3
1988	Nashville (AAA)	.259	101	328	43	85	15	0	4	34	17	40	15	3
1989	Nashville (AAA)	.303	124	472	57	143	39	3	6	55	32	59	15	6
1990	Nashville (AAA)	.285	144	548	83	156	21	2	7	66	47	57	34	11
Nashville Totals		.280	514	1848	237	517	94	9	29	232	123	220	69	23
Minor League Totals		.296	1633	5985	883	1773	337	52	121	900	464	622	278	99
Major League Totals		.259	353	614	95	159	30	4	14	83	41	74	20	18

HISTORY

RETIRED NUMBERS

TIM DILLARD
2007-2014, 2019

17

Timothy Charles Dillard will go down as one of the all-time greats in Nashville Sounds history. The former right-hander is the career leader in wins (48), innings pitched (710.0), games (242) and strikeouts (437).

He played in parts of nine seasons from 2007-14 (Milwaukee Brewers) and 2019 (Texas Rangers) and ranks among franchise leaders in nearly every major pitching category.

Dillard made his Triple-A debut with the Sounds in 2007, being rated as Milwaukee's 15th-best prospect by Baseball America entering the season. His first win in Triple-A came on May 14 at Salt Lake, pitching all nine innings in a 4-3 triumph. He helped lead Nashville to an appearance in the Pacific Coast League American Conference Finals vs. New Orleans.

In 2008, Dillard switched into a bullpen role for the first time in his professional career. He made 23 scoreless appearances for the Sounds and posted a 1.99 ERA (63.1 IP/14 ER) in 37 outings. Dillard also made his Major League debut in 2008, tossing a scoreless frame for the Brewers on May 23 at Washington.



Dillard's first breakout year with Nashville came in 2009 when he led the team with 11 wins (1-4th in PCL) and 147.2 innings pitched. He was tabbed as the PCL Pitcher of the Week from July 20-26 (8.0 IP, 1 H, 0 ER) after retiring 22-consecutive Memphis batters on July 22.

Switching to a sidearm delivery in 2010, Dillard set a new Sounds single-season record with 16 hit batters (shattering the previous high of 11). Despite this infamous mark, he allowed just five runs in final 29.0 innings over his last four starts of the campaign.

Dillard continued to bounce between Nashville and Milwaukee in 2011 and 2012. He picked up his first Major League win on June 5, 2011 at Florida after retiring the final five batters of the contest.

Despite beginning the next two seasons in the independent Atlantic League, Dillard found his way back to Greer Stadium in 2013 and 2014. A rarity in professional baseball, Dillard found his home in Middle Tennessee after playing with Nashville in eight consecutive seasons.

As affiliations changed, Dillard stayed in the Brewers system from 2015-18 and pitched for Triple-A Colorado Springs. Following a four season hiatus, Dillard returned to the Sounds in 2019 after signing with the Texas Rangers in the prior offseason. He proceeded to lead the Sounds with nine wins and the PCL with 153.1 innings. The then 36-year-old ended his Nashville Sounds career on a high note, earning the win while striking out nine over 7.0 innings on September 1, 2019 vs. San Antonio.

On the same night as his bobblehead giveaway, Tim Dillard's #17 was retired in an on-field ceremony on July 29, 2022.

CAREER STATISTICS

YEAR	CLUB	W-L	ERA	G	GS	CG	SH	SV	IP	H	R	ER	HR	HB	BB	SO	WP
2007	Nashville (AAA)	8-4	4.74	34	16	1	0	0	133.0	167	72	70	13	7	37	62	3
2008	Nashville (AAA)	6-1	1.99	37	0	0	0	2	63.1	57	21	14	5	2	28	55	1
2009	Nashville (AAA)	11-7	4.51	24	24	2	1	0	147.2	162	86	74	11	11	52	64	4
2010	Nashville (AAA)	5-7	4.12	41	8	0	0	1	109.1	98	53	50	6	16	32	82	4
2011	Nashville (AAA)	4-2	3.58	17	0	0	0	1	37.2	31	19	15	3	2	13	30	0
2012	Nashville (AAA)	1-1	9.42	14	0	0	0	0	14.1	28	16	15	4	2	8	9	0
2013	Nashville (AAA)	4-2	4.40	38	0	0	0	0	47.0	43	27	23	2	4	25	29	2
2014	Nashville (AAA)	0-0	14.54	4	0	0	0	0	4.1	11	8	7	2	2	1	3	0
2019	Nashville (AAA)	9-9	4.75	33	21	1	0	0	153.1	169	93	81	16	20	37	103	4
Nashville Totals		48-33	4.42	242	69	4	1	4	710.0	766	395	349	62	66	233	437	18
Minor League Totals		93-69	4.14	511	139	10	4	18	1440.1	1497	778	663	105	142	428	1003	62
Major League Totals		1-4	4.70	73	0	0	0	0	84.1	95	52	44	9	3	29	62	3

HISTORY

RETIRED NUMBERS

DON MATTINGLY

1981

18

Donald Arthur Mattingly played just one season in Nashville but made quite an impression on Music City while manning first base for the New York Yankees' Double-A affiliate in 1981.

Mattingly batted .316 (173-for-547) with seven homers and 98 RBIs in 141 games with the Sounds that season. He led the team in games played, hits, doubles (35) and RBIs; his 35 doubles were also the tops in the Southern League that year.

He also ranked among team leaders in hitting (2nd), at-bats (2nd), runs scored (4th-74), homers (T-4th), and walks (2nd-64). Mattingly only struck out an impressive 55 times in his 547 at-bats that year.

At the end of the year, he was named the Yankees' Minor League Player of the Year as well as to the TOPPS and Southern League All-Star teams.

"Donnie Baseball" established himself as one of the preeminent major-league stars of the 1980s. He hit for average and power, fielded his position at first base with brilliance and displayed a work ethic and charisma reminiscent of Yankee greats of the past.



He became an everyday major league player in 1984 and hit 23 homers en route to capturing the batting title on the last day of the season with a .343 average that edged teammate Dave Winfield's .340. In doing so, he became the first Yankee left-handed hitter to bat over .340 since Lou Gehrig hit .351 in 1937.

Mattingly established himself as a dominant hitter from 1984 through 1989. In each of those seasons, he hit over .300, collected more than 186 hits, and -- except for 1988 -- drove in 100 or more runs. During that period, no major league player had more RBIs than his 684, and only Wade Boggs (1,269) had more hits than Mattingly's 1,219. Mattingly displayed his power in 1985 when, batting third in the Yankee lineup, he amassed career highs of 35 home runs and a league-leading 145 RBIs en route to being named AL MVP (note: Willie McGee, another former Sound and Mattingly's

teammate on the 1981 Nashville squad, captured the NL MVP award that year while playing for the St. Louis Cardinals).

In 1986, Mattingly set new Yankees marks for doubles (53) and hits (238) in a season, becoming the first Yankee since Lou Gehrig to log three consecutive 200-hit seasons. During the 1987 season, Mattingly set or tied five remarkable major league records. He hit six grand slams to set a new single-season mark (he had never hit one prior to 1987). He tied Dale Long's 1956 record by homering in eight consecutive games from July 8-18. His 10 homers during that period were a major league record for total homers in an eight-game streak, and his concurrent streak of 10 games with at least one extra-base hit broke Babe Ruth's 1921 AL record. The power streak ended on July 20, the night Mattingly tied the major league record of 22 putouts by a first baseman in a nine-inning game.

From 1985 through 1989, he won five consecutive Gold Glove awards at first base. Along with Chick Gandil (1916-1919) of the legendary Chicago "Black Sox," Mattingly (1984-1987) holds the record of leading AL first basemen in fielding percentage for four consecutive years. Upon his retirement in 1997, his .996 lifetime fielding percentage at first base tied him for the all-time lead. His extraordinary fielding skills allowed him to play second base and third base on a few occasions despite throwing left-handed.

Don Mattingly returned to Greer Stadium on August 12, 1999, when his #18 was retired by the Nashville in an on-field ceremony.

CAREER STATISTICS

YEAR CLUB	AVG	G	AB	R	H	2B	3B	HR	RBI	BB	SO	SB	CS
1981 Nashville (AA)	.316	141	547	74	173	35	4	7	98	64	55	4	2
Minor League Totals	.332	500	1482	288	612	112	16	37	346	232	132	17	16
Major League Totals	.307	1785	7003	1007	2153	442	20	222	1099	588	444	14	9

ALL-TIME NASHVILLE SOUNDS ROSTER

NAME	YEAR(S)	MLB SERVICE
A (44)		
Abad, Andy	2004, '07	A's 01, Red Sox 03, Reds 06
Abbott, Jeff	1996-97	White Sox 97-00, Marlins 01
Abernathy, Brent	2006	Devil Rays 01-03, Royals 04, Twins 05
Acevedo, Juan	2004	Rockies 95/00, Mets 97, Cardinals 98-99, Brewers 00, Marlins 01, Tigers 02, Yankees 03, Blue Jays 03
Adames, Willy	2022	Rays 18-21, Brewers 21-22
Adams, Mike	2005-06	Brewers 04-06, Padres 08-11, Rangers 11-12, Phillies 13-14
Afenir, Troy	1992	Astros 87, A's 90-91, Reds 92
Ah Yat, Paul	1999-01	
Alcantara, Arismendy	2016	Cubs 14-15, A's 16, Reds 17
Alcantara, Raul	2016-18	A's 16-17
Aldrich, Russell	1979	
Alexander, Jason	2022	Brewers 22
Aliotti, Anthony	2015	
Allard, Kolby	2019	Braves 18, Rangers 19-22
Allen, Luke	2004	Dodgers 02, Rockies 03
Allen, Neil	1990	Mets 75-83, Cardinals 83-85, Yankees 85/87-89, White Sox 86-87, Indians 89
Almonte, Abraham	2022	Mariners 13-14, Padres 14-15/20, Indians 15-17, Royals 18, Diamondbacks 19, Braves 21, Red Sox 22
Almonte, Erick	2009-12	Yankees 01/03, Brewers 11
Almonte, Hector	2004	Marlins 99, Red Sox 03, Expos 03
Alvarez, Clemente	1993-94	
Alvarez, Henderson	2016	Blue Jays 11-12, Marlins 13-15
Alvarez, Jose	1991-92	Braves 81-82, 88-89
Alvarez, R.J.	2015-16, '21	Padres 14, A's 15
Alvarez, Tavo	1998	Expos 95-96
Alvarez, Tony	2003-04	Pirates 02/04
Alvarez, Wilson	1993	Rangers 89, White Sox 91-97, Giants 97, Devil Rays 98-00/02, Dodgers 03-04
Anderson, Brett	2018	A's 09-13/18-19, Rockies 14, Dodgers 15-16, Cubs 17, Blue Jays 17, Brewers 20-21
Anderson, Bryan	2015-16	Cardinals 10/12, White Sox 13, A's 14-15
Anderson, Drew	2006-07, '09-10	Brewers 06
Anderson, Jimmy	1998-2000	Pirates 99-02, Reds 03, Cubs 04, Red Sox 04
Anderson, Josh	2010	Astros 07, Braves 08, Tigers 09, Royals 09
Andrews, Clayton	2021	
Andujar, Luis	1996, 2000	White Sox 95-96, Blue Jays 96-98
Angle, Matt	2015	Orioles 11
Aquino, Greg	2007	Diamondbacks 04-06, Brewers 07, Orioles 08, Indians 09
Aquino, Ismael	2018	
Arlis, Patrick	2009-11	
Armstrong, Jack	1988-89, '91	Reds 88-91, Indians 92, Marlins 93, Rangers 94
Armstrong, Mike	1979	Padres 80-81, Royals 82-83, Yankees 84-86, Indians 87
Arroyo, Bronson	1999-2002	Pirates 00-02, Red Sox 03-05, Reds 06-13/17, Diamondbacks 14
Ashby, Aaron	2021	Brewers 21-22
Aven, Bruce	2000	Indians 97/02, Marlins 99, Pirates 00, Dodgers 00-01
Axford, John	2009-10, '17	Brewers 09-13/21, Cardinals 13, Indians 14, Pirates 14, Rockies 15, A's 16-17, Blue Jays 18, Dodgers 18
Ayers, Mike	2000-01	
B (122)		
Bailey, Cory	2000	Red Sox 93-94, Cardinals 95-96, Giants 97-98, Royals 01-03
Baker, Brian	2012	
Baker, Doug	1985-86	Tigers 84-87, Twins 88-90
Baker, Kenny	1980	
Baker, Robbie	2022	
Balboni, Steve	1980	Yankees 81-83/89-90, Royals 84-88, Mariners 88, Rangers 93

ALL-TIME NASHVILLE SOUNDS ROSTER

Baldwin, James	1993-96	White Sox 95-01, Dodgers 01, Mariners 02, Royals 03, Twins 03, Mets 04, Orioles 05, Rangers 05
Baldwin, Johnny	1984	
Balfour, Grant	2007	Twins 01/03-04, Brewers 07, Rays 07-10/14-15, A's 11-13
Bandy, Jett	2019	Angels 15-16, Brewers 18
Banes, David	1982	
Baptist, Travis	2000	Twins 98
Barfield, John	1993	Rangers 89-91
Barker, Luke	2021-22	Brewers 22
Barkett, Andy	2001	Pirates 01
Barlow, Joe	2019	Rangers 21-22
Barnes, John	2003	Twins 00-01
Barnes, Skeeter	1979, '88-90	Reds 83-84/89, Expos 85, Cardinals 87, Tigers 91-94
Barnwell, Chris	2005-07	Brewers 06
Barreto, Franklin	2016-18	A's 18-20, Angels 20
Barrett, Tommy	1984	Phillies 88-89, Red Sox 92
Barthol, Blake	2003	
Bassitt, Chris	2015, '17-18	White Sox 14, A's 15-21, Mets 22
Bateman, Joe	2008	
Bates, Billy	1990-91	Brewers 89-90, Reds 90
Battle, Allen	1997	Cardinals 95, A's 96
Bawcom, Logan	2017	
Bay, Jason	2004	Padres 03, Pirates 03-08, Red Sox 08-09, Mets 10-12, Mariners 13
Bayless, Trevor	2015	
Beattie, Andrew	2006	
Beck, Preston	2019	
Beeler, Pete	1991	
Bell, Derek	2001	Blue Jays 91-92, Padres 93-94, Astros 95-99, Mets 00, Pirates 01
Beltre, Esteban	1993	White Sox 91-92, Rangers 94-95, Red Sox 96
Benavides, Freddie	1989-91	Reds 91-92, Rockies 93, Expos 94
Benjamin, Wes	2019	Rangers 20-21
Bennett, Jeff	2003, '05, '10	Brewers 04, Braves 07-09, Rays 09
Bennett, Nick	2022	
Benson, Kris	1998, 2002	Pirates 99-00/02-04, Mets 04-05, Orioles 06, Rangers 09, Diamondbacks 10
Berblinger, Jeff	2001	Cardinals 97
Bere, Jason	1993, '95-97	White Sox 93-98, Reds 98-99, Brewers 99-00, Indians 00/03, Cubs 01-02
Berenyi, Bruce	1978	Reds 80-84, Mets 84-86
Bergman, Dave	1985	Yankees 75,77, Astros 78-81, Giants 81-83, Tigers 84-92
Berroa, Geronimo	1992	Braves 89-90, Reds 92, Marlins 93, A's 94-97, Orioles 97, Indians 98, Tigers 98, Blue Jays 99, Dodgers 00
Berry, Mark	1987	
Bersano, Mark	1982-83	
Bertotti, Mike	1995-97	White Sox 95-97
Bettinger, Alec	2021-22	Brewers 21
Bianchi, Jeff	2012-14	Brewers 12-14, Red Sox 15
Bibbs, Kennard	2006	
Bibens-Dirkx, Austin	2019	Rangers 17-18
Bieser, Steve	1998-99	Mets 97, Pirates 98
Bird, Kyle	2019	Rangers 19
Birtsas, Tim	1988, '90	A's 85-86, Reds 88-90
Blackburn, Paul	2017	A's 17-22
Blair, Carson	2015-16	A's 15
Blaser, Mark	1983-84	
Blazek, Michael	2014	Cardinals 13, Brewers 13/15-17, Nationals 19
Bleich, Jeremy	2018	A's 18
Boever, Dan	1987-88	
Boggs, Brandon	2011	Rangers 08-10, Brewers 11
Bolton, Rodney	1993-95	White Sox 93/95
Bolton, Tom	1995, '98	Red Sox 87-92, Reds 92, Tigers 93, Orioles 94
Borders, Pat	2005	Blue Jays 88-94/99, Royals 95, Astros 95, Cardinals 96, Angels 96, Indians 97-99, Mariners 01-04/05, Twins 04
Boris, Paul	1980	Twins 82
Boscan, J.C.	2006	Braves 10-12

ALL-TIME NASHVILLE SOUNDS ROSTER

Bourgeois, Jason	2009	White Sox 08, Brewers 09, Astros 10-12, Royals 12, Rays 13, Reds 14-15
Boushley, Caleb	2022	
Boxberger, Rod	1981	
Boyd, BJ	2016, '18	
Boyd, Jason	1999, 2004	Pirates 99/04, Phillies 00, Padres 02, Indians 03
Bracewell, Ben	2017-18	
Braddock, Zach	2010-11	Brewers 10-11
Bradley, Scott	1982-83, '92	Yankees 84-85, White Sox 86, Mariners 86-92, Reds 92
Brady, Doug	1993, '95-97	White Sox 95
Brady, Michael	2017	A's 17
Bragg, Sam	2018	
Branson, Jeff	1991-92	Reds 92-97, Indians 97-98
Brantley, Mickey	1992	Mariners 86-89
Branyan, Russell	2005, '08	Indians 98-02/10, Reds 02-03, Brewers 04-05/08, Devil Rays 06, Padres 06/07, Phillies 07, Cardinals 07, Mariners 09/10, Diamondbacks 11, Angels 11
Brasier, Ryan	2015-16	Angels 13, Red Sox 18-22
Braun, Ryan	2007	Brewers 07-20
Bray, Steve	2006-08	
Brede, Brent	2000	Twins 96-97, Diamondbacks 98
Breining, Fred	1985-86	Giants 80-83, Expos 84
Brinkley, Darryl	1998-2000	
Brito, Luis	1998	
Brooks, Aaron	2015	Royals 14-15, A's 15/18-19, Orioles 19
Brooks, Frank	2003-04	Pirates 04, Braves 05
Brosseau, Mike	2022	Rays 19-21, Brewers 22
Brothers, Rex	2022	Rockies 11-15, Braves 17-18, Cubs 20-21
Brown, Adrian	1998-2000, '02	Pirates 97-02, Red Sox 03, Royals 04, Rangers 06
Brown, Darrell	1985	Tigers 81, A's 82, Twins 83-84
Brown, Emil	1999-2000	Pirates 97-01, Padres 01, Reds 03, Royals 05-07, A's 08, Mets 09
Brown, Jordan	2011-12	Indians 10, Marlins 13
Brown, Keith	1988-92	Reds 88-92
Brown, Marty	1988-89	Reds 88-89, Orioles 90
Brown, Randy	1998	
Brown, Scott	1978-79	Reds 81
Brown, Zack	2021-22	
Browning, Mike	1982-83, '85	
Browning, Tom	1987	Reds 84-94, Royals 95
Broxton, Keon	2021	Pirates 15, Brewers 16-18, Mets 19, Orioles 19, Mariners 19
Bruback, Matt	2003	
Brugman, Jaycob	2016-17	A's 17
Brumfield, Jacob	1992	Reds 92-94, Pirates 95-96, Blue Jays 96-97/99, Dodgers 99
Bruney, Brian	2010	Diamondbacks 04-05, Yankees 06-09, Nationals 10, White Sox 12
Bruno, Joe	1989	
Buchanan, Bob	1992	Reds 85, Royals 89
Buchter, Ryan	2018	Braves 14, Padres 16-17, Royals 17, A's 18-19, Angels 20, Diamondbacks 21
Buckner, Billy	2014	Royals 07, Diamondbacks 08-10, Angels 13, Padres 14
Buller, Dayton	2011-13	
Burgos, Hiram	2012-14	Brewers 13
Burke, Brock	2019	Rangers 19/22
Burke, Tim	1983	Expos 85-91, Mets 91-92, Yankees 92
Burnett, Sean	2004	Pirates 04/07-09, Nationals 10-12, Angels 13-14
Burns, Billy	2015-16	A's 14-16, Royals 16-17
Burns, Mike	2009	Reds 06, Red Sox 06, Brewers 09
Bush, Dave	2008	Blue Jays 04-05, Brewers 06-10, Rangers 11
Bushing, Chris	1992-94	Reds 93
Butler, Josh	2009-12	Brewers 09
Butterfield, Brian	1982	
C (109)		
Cahill, Trevor	2018	A's 09-11/18, Diamondbacks 12-14, Braves 15, Cubs 15-16, Padres 17, Royals 17, Angels 19, Giants 20, Pirates 21

ALL-TIME NASHVILLE SOUNDS ROSTER

Cain, Lorenzo	2008, '10, '21	Brewers 10/18-22, Royals 11-17
Callhoun, Willie	2019	Rangers 17-22, Giants 22
Callahan, Ben	1982-84	A's 83
Callahan, Pat	1980-83	
Camacho, Joseph	2017-18	
Cameron, Mike	1997, 2008	White Sox 95-98, Reds 99, Mariners 00-03, Mets 04-05, Padres 06-07, Brewers 08-09, Red Sox 10-11, Marlins 11
Camp, Shawn	2001-03	Royals 04-05, Devil Rays 06-07, Blue Jays 08-11, Cubs 12-13, Phillies 14
Campos, Frank	1993	
Canale, George	1998	Brewers 89-91
Candaele, Casey	1998	Expos 86-88, Astros 88/90-93, Indians 96-97
Canha, Mark	2017-18	A's 15-21, Mets 22
Capellan, Jose	2005, '07	Braves 04, Brewers 05-07, Tigers 07, Rockies 08
Cappuccio, Carmine	1995-97	
Cappuzzello, George	1979, '84	Tigers 81, Astros 82
Capra, Nick	1992	Rangers 82-83/85/91, Royals 88
Capuano, Chris	2010	Diamondbacks 03, Brewers 04-07/10/16, Mets 11, Dodgers 12-13, Red Sox 14, Yankees 14-15
Carle, Shane	2019	Rockies 17, Braves 18-19
Carlin, Luke	2015	Padres 08, Diamondbacks 09, Indians 10/12
Carpenter, David	2019	Astros 11-12, Blue Jays 12, Braves 13-14, Yankees 15
Carrithers, Alden	2015	Nationals 15, Rangers 19
Carroll, Brett	2011	Marlins 07-10, Brewers 11, Nationals 12
Carson, Matt	2015	A's 09-10, Twins 12, Indians 13
Carter, Chris	2017	A's 10-12, Astros 13-15, Brewers 16, Yankees 17
Carter, Jeff	1993	White Sox 91
Caruso, Gene	1998	
Cary, Chuck	1985-86, '93	Tigers 85-86, Braves 87-88, Yankees 89-91, White Sox 93
Casillas, Adam	1990-91	
Castaneda, Victor	2021-22	
Castillo, Carlos	1997	White Sox 97-99
Castillo, Frank	1999	Cubs 91-97, Rockies 97, Tigers 98, Blue Jays 00, Red Sox 01-02/04
Castillo, Jesus	2021	
Castro, Angel	2015-16	A's 15
Castro, Luis	2021	
Castro, Simon	2017-18	White Sox 13, Rockies 15, A's 17
Cate, Troy	2008	Cardinals 07
Caufield, Chuckie	2010	
Cedeno, Blas	2002	
Cepicky, Scott	1993	
Chapman, Matt	2016-17	A's 17-21, Blue Jays 22
Chapman, Nate	1980-82	
Charlton, Norm	1987-88	Reds 88-92/00, Mariners 93/95-97/01-02, Phillies 95, Orioles 98, Braves 98, Devil Rays 99
Chavez, Ozzie	2006-08, '13	
Chavez, Pedro	1985-86	
Chavez, Wilton	2006	
Choate, Randy	2008	Yankees 00-03, Diamondbacks 04-07, Rays 09-10, Marlins 11-12, Dodgers 12, Cardinals 13-15
Christiansen, Clay	1981-82	Yankees 84
Christiansen, Jason	1999	Pirates 95-00, Cardinals 00-01, Giants 01-05, Angels 05
Chrysler, Clint	2001	
Chulk, Vinnie	2012	Blue Jays 03-06, Giants 06-08, Indians 09, Brewers 12
Cirillo, Jeff	2005	Brewers 94-99/05-06, Rockies 00-01, Mariners 02-03, Padres 04, Twins 07, Diamondbacks 07
Clark, Jermaine	2006	Tigers 01, Rangers 03, Reds 04, A's 05
Clark, Matt	2014	Brewers 14
Clemons, Chris	1997	White Sox 97
Cleto, Ambioris	2000	
Clontz, Brad	1999-2000	Braves 95-97, Dodgers 98, Mets 98, Pirates 99-00
Closser, JD	2007	Rockies 04-06
Coca, Yeison	2021-22	
Cody, Chris	2009	
Coffey, Todd	2010	
Coffman, Jim	1983	Reds 05-08, Brewers 08-10, Nationals 11, Dodgers 12

ALL-TIME NASHVILLE SOUNDS ROSTER

Coke, Phil	2015	Yankees 08-09/15, Tigers 10-14, Cubs 15, Blue Jays 15, Pirates 16
Coker, Calvin	2018	
Cole, Hunter	2019	
Coleman, Ken	1994	
Coles, Darnell	1992	Mariners 83-85/88-90, Tigers 86-87/90, Pirates 87-88, Giants 91, Reds 92, Blue Jays 93-94, Cardinals 95, Rockies 97
Collins, Dave	1987	Angels 75-76, Mariners 77, Reds 78-81/87-89, Yankees 82, Blue Jays 83-84, A's 85, Tigers 86, Cardinals 90
Colome, Jesus	2009	Devil Rays 01-06, Nationals 07-09, Brewers 09, Mariners 10
Colvard, Benny	1990	
Combe, Geoff	1978-79	Reds 80-81
Conner, Jeff	1985-86	
Conrad, Brooks	2012	A's 08, Braves 09-11, Brewers 12, Rays 12, Padres 14
Contreras, Luis	2022	
Cook, Ryan	2015	Diamondbacks 11, A's 12-15, Red Sox 15
Coolbaugh, Scott	1992	Rangers 89-90, Padres 91, Cardinals 94
Coomer, Ron	1993	Twins 95-00, Cubs 01, Yankees 02, Dodgers 03
Cooper, Don	1980	Twins 81-82, Blue Jays 83, Yankees 85
Coquillet, Trace	2002	Expos 99-00
Corbett, Doug	1978	Twins 80-82, Rockies 82-86, Orioles 87
Cordova, Francisco	1999, 2001	Pirates 96-01
Corey, Mark	2003-04	Mets 01-02, Rockies 02, Pirates 03-04
Corporan, Carlos	2008-09	Brewers 09, Astros 11-14, Rangers 15
Costello, Fred	1995	
Cota, Humberto	2001-04	Pirates 01-07
Cotto, Henry	1995	Cubs 84, Yankees 85-87, Mariners 88-93, Marlins 93
Cotton, Jharel	2016-17	A's 16-17, Rangers 21, Twins 22, Giants 22
Cotton, John	1997, 2001	
Coughlin, Kevin	1993, '95	
Coulombe, Daniel	2016, '18	Dodgers 14-15, A's 15-18, Twins 20-22
Cousins, Jake	2021-22	Brewers 21-22
Cozens, Dylan	2021	Phillies 18-19
Crabbe, Callix	2007-08	Padres 08
Craig, Dean	1982	
Cravy, Tyler	2014	Brewers 15-16
Crawford, Carlos	1998	Phillies 96
Cron, Chris	1993, '95	Angels 91, White Sox 92
Crudale, Mike	2004	Cardinals 02-03, Brewers 03
Cruz, Enrique	2006	Brewers 03, Reds 07
Cruz, Ivan	1999-00	Yankees 97, Pirates 99-00, Cardinals 02
Cruz, Luis	2010	Pirates 08-09, Brewers 10, Dodgers 12-13, Yankees 13
Cruz, Nelson	1997	White Sox 97, Tigers 99-00, Astros 01-02
Cruz, Nelson R.	2005-06	Brewers 05, Rangers 06-13, Orioles 14, Mariners 15-18, Twins 19-21, Rays 21, Nationals 22
Cruz, Victor	1985	Blue Jays 78, Indians 79-80, Pirates 81, Rangers 83
Csefalvay, John	1984	
Curtis, Jermaine	2017	Cardinals 13
Curtis, Zac	2019	Diamondbacks 16, Mariners 17, Phillies 17-18, Rangers 18
Cusack, Rocky	1986	
Cutshall, Bill	1987	
D (80)		
Dabney, Fred	1993	
Dahl, David	2021-22	Rockies 16/18-20, Rangers 21
Dahl, Greg	1978	
Dalena, Pete	1983-84	Indians 89
Daniels, David	1998	
d'Arnaud, Chase	2019	Pirates 11-12/14, Phillies 15, Braves 16-17, Red Sox 17, Padres 17, Giants 18
Darwin, Jeff	1996-97	Mariners 94, White Sox 96-97
Davidson, Matt	2019	Diamondbacks 13/22, White Sox 16-18, Reds 20, A's 22
Davidson, Randy	1978	
Davis, Blake	2013	Orioles 11

ALL-TIME NASHVILLE SOUNDS ROSTER

Davis, Doug	2010	Rangers 99-03, Blue Jays 03, Brewers 03-06/10, Diamondbacks 07-09, Cubs 11
Davis, Ike	2015	Mets 10-14, Pirates 14, A's 15, Yankees 16
Davis, J.J.	2003-04	Pirates 02-04, Nationals 05
Davis, John	1985, '95	Royals 87, White Sox 88-89, Padres 90
Davis, Jonathan	2022	Blue Jays 18-21, Yankees 21, Brewers 22
Davis, Kane	1999, 2005	Indians 00, Brewers 00/05, Rockies 01, Mets 02, Phillies 07
Davis, Kentrail	2013	
Davis, Khris	2012-13	Brewers 13-15, A's 16-20/21, Rangers 21
Dawley, Bill	1978-79	Astros 83-85, White Sox 86, Cardinals 87, Phillies 88, A's 89
Dayett, Brian	1980-82	Yankees 83-84, Cubs 85-87
Decker, Jaff	2017	Padres 13, Pirates 14-15, Rays 16, A's 17
Decker, Steve	1998	Giants 90-92/96, Marlins 93/95, Rockies 96, Angels 99
DeFrancesco, Tony	1988, '90-91	
De La Cruz, Frankie	2011, '13	Tigers 07, Marlins 08, Padres 09, Brewers 11
De La Rosa, Eury	2015	Diamondbacks 13-14
De La Rosa, Anderson	2010, '13	
De la Rosa, Tomas	2002-04	Expos 00-01, Giants 06
De La Torre, Jose	2014	Red Sox 13
De Los Santos, Fautino	2012	A's 11-12
Del Pozo, Miguel	2019	Angels 19, Pirates 20, Tigers 21
Demaria, Chris	2006	Royals 05, Brewers 06
Demeter, Todd	1983	
Dempsey, Pat	1984	
Denman, Brian	1985-86	Red Sox 82
Denson, Drew	1993-94	Braves 89, White Sox 93
Depreta-Johnson, Tyler	2019	
Derby, Bubba	2021	
Deshaies, Jim	1984	Yankees 84, Astros 85-91, Padres 92, Giants 93, Twins 93-94, Phillies 95
DeShields, Delino	2019	Rangers 15-19, Indians 20, Reds 21
Dessens, Elmer	1998, 2007	Pirates 96-98, Reds 00-02, Diamondbacks 03-04, Dodgers 04-06, Royals 06, Brewers 07, Rockies 07, Braves 08, Mets 09-10
Destrade, Orestes	1984	Yankees 87, Pirates 88, Marlins 93-94
Detwiler, Ross	2016-17	Nationals 07/09-14, Rangers 15, Braves 15, Indians 16, A's 16, Mariners 18, White Sox 19-20, Marlins 21, Padres 21, Reds 22
Devaney, Cam	2022	
Devenenzi, Jordan	2016	
Dewey, Duane	1984	
Dewey, Mark	2001	Giants 90/95-96, Mets 92, Pirates 93-94
Diaz, Brent	2021-22	
Diaz, Kiki	1992	
Diaz, Robinzon	2014	Blue Jays 08, Pirates 08-09
Dibble, Rob	1987-88	Reds 88-93, White Sox 95, Brewers 95
Dickey, R.A.	2007	Rangers 01/03-06, Mariners 08, Twins 09, Mets 10-12, Blue Jays 13-16, Braves 17
DiFelice, Mark	2007-08, '11	Brewers 08-09/11
Dillard, Tim	2007-14, '19	Brewers 08-09/11-12
Dillon, Joe	2007-08	Marlins 05, Brewers 07-08, Rays 09
Diorio, Mike	2000	
DiSarcina, Glenn	1996	
Dodd, Tommie	1982-83	Orioles 86
Doerr, Tim	1978	
Doman, Roger	1998	
Donaldson, Bo	2001	
Doolittle, Ryan	2016	
Doolittle, Sean	2015-16	A's 12-17, Nationals 17-20, Reds 21, Mariners 21, Nationals 22
Dorrian, Patrick	2022	
Doster, Dave	2003	Phillies 96/99
Doubront, Felix	2017	Red Sox 10-14, Cubs 14, Blue Jays 15, A's 15
Dougherty, Jim	1999, 2002	Astros 95-96, A's 98, Pirates 99
Dowdy, Brett	2010	
Dowdy, Kyle	2019	
Downs, Brian	1997	Rangers 19, Reds 22

ALL-TIME NASHVILLE SOUNDS ROSTER

Drabek, Doug	1984	Yankees 86, Pirates 87-92, Astros 93-96, White Sox 97, Orioles 98
Drahman, Brian	1993	White Sox 91-93, Marlins 94
Drummond, Tim	1992	Pirates 87, Twins 89-90
Duffy, Chris	2009	Pirates 05-07, Brewers 09
Dull, Ryan	2015, '17-18	A's 15-19, Yankees 19, Blue Jays 19
Dunbar, Matt	1999	Marlins 95
Duncan, Rick	1978-79	
Durham, Ray	1994	White Sox 95-02, A's 02, Giants 03-08, Brewers 08
Durrington, Trent	2005	Angels 99-00/03, Brewers 04-05
Duval, Mickey	1978	
E (18)		
Earl, Scottie	1985-86, '88	Tigers 84
Edge, Tim	1998	
Eibner, Brett	2016	Royals 16, A's 16, Dodgers 17, Marlins 20
Ellis, Robert	1994-96	Angels 96, Diamondbacks 01, Dodgers 02, Rangers 03
Elston, Guy	1981-82	
Engle, Dave	1986	Twins 81-85, Tigers 86, Expos 87-88, Brewers 89
Erceg, Lucas	2022	
Erickson, Matt	2005	Brewers 04
Esasky, Nick	1987	Reds 83-88, Red Sox 89, Braves 90
Escalera, Ruben	1992	
Escobar, Alcides	2009	Brewers 08-10, Royals 11-17
Espinal, Yoel	2019	
Espino, Juan	1980	Yankees 82-83/85-86
Estrada, Marco	2010, '12-13	Nationals 09, Brewers 10-14, Blue Jays 15-17
Evans, Dave	1998	
Evans, Jason	1997	
Eveland, Dana	2006	Brewers 05-06, Diamondbacks 07, A's 08-09, Blue Jays 10, Pirates 10, Dodgers 11, Orioles 12, Mets 14, Braves 15, Rays 16
Evert, Brett	2005-06	
F (47)		
Fairbanks, Pete	2019	Rangers 19, Rays 19-22
Fallon, Bob	1986	White Sox 84-85
Falu, Irving	2014	Royals 12-13, Brewers 14, Padres 14
Farris, Eric	2010-12	Brewers 11-12
Faulk, Kelly	1983-84	
Federowicz, Tim	2019	Dodgers 11-14, Cubs 16, Giants 17, Astros 18, Reds 18
Feigl, Brady	2019	Rangers 19
Feliciano, Mario	2021-22	Brewers 21-22
Ferguson, Mark	1984	
Fernandez, Jared	2006	Reds 01-02, Astros 03-04, Brewers 06
Ferreira, Raul	1979	
Fielder, Prince	2005	Brewers 05-11, Tigers 12-13, Rangers 14-16
Fields, Bruce	1986	Tigers 86, Mariners 88-89
Fields, Josh	2019	Astros 13-16, Dodgers 16-18
Fiers, Mike	2011-14	Brewers 11-15, Astros 15-17, Tigers 18, A's 18-21
Figaro, Alfredo	2013-14	Tigers 09-10, Brewers 13-14
Figueroa, Luis D.	2004	
Figueroa, Luis R.	2000-01, '11	Pirates 01, Blue Jays 06, Giants 07
Figueroa, Nelson	2003-04	Phillies 00-01/10, Brewers 02, Pirates 03-04, Mets 08-09, Astros 10-11
File, Dylan	2021-22	
Filer, Tom	1980	Cubs 82, Blue Jays 85, Brewers 88-90, Mets 92
Filson, Pete	1981	Twins 82-86, White Sox 86, Yankees 87, Royals 90
Finley, Brian	1987-88	
Finnegan, Kyle	2017-18	Nationals 20-22
Fisher, Brian	1992	Yankees 85-86, Pirates 87-89, Astros 90, Mariners 92
Fisher, Derek	2021	Astros 17-19, Blue Jays 19-20, Brewers 21
Flores, Randy	2011	Rangers 02, Rockies 02/09-10, Cardinals 04-08, Twins 10
Fogg, Josh	2003	Pirates 02-05, Rockies 06-07/09, Reds 08
Fontana, Nolan	2019	Angels 17-18
Fontenot, Ray	1982	Yankees 83-84, Cubs 85-86, Twins 86

ALL-TIME NASHVILLE SOUNDS ROSTER

Fordham, Tom	1996-97, 2003	White Sox 97-98
Forsythe, Blake	2015	
Forsythe, Logan	2021	Padres 11-13, Rays 14-16, Dodgers 17-18, Twins 18 Rangers 19, Marlins 20
Foster, Steve	1991-92	Reds 91-93
Foulke, Keith	1997	Giants 97, White Sox 97-02, A's 03, Red Sox 04-06
Fowler, Don	1984	
Fowler, Dustin	2018	Yankees 17, A's 18, Pirates 21
Francis, Bowden	2021	Blue Jays 22
Frankoff, Seth	2015	Cubs 17
Fraraccio, Dan	1995	
Frazier, Parker	2015	
Freiman, Nate	2015	A's 13-14
Frelick, Sal	2022	
Friedrichs, Kyle	2018	
Fuller, Jim	2015	
Fussell, Chris	2004	Orioles 98, Royals 99-00

G (87)

Gagne, Eric	2008	Dodgers 99-06, Rangers 07, Red Sox 07, Brewers 08
Gajkowski, Steve	1995-96	Mariners 98
Gallardo, Yovani	2007-08	Brewers 07-14, Rangers 15, Orioles 16, Mariners 17
Gallegos, Matt	1983-84	
Gamel, Mat	2008-11	Brewers 08-12
Garabitos, Pablo	2022	
Garate, Victor	2012	Nationals 09
Garcia, Anthony	2018	
Garcia, Freddy A.	1998-99	Pirates 95/97-99, Braves 99
Garcia, Leo	1987-88, 90-91	Reds 87-88
Garcia, Luis	2002	Tigers 99
Garcia, Mike	1999-2000	Pirates 99-00
Garcia, Ramon	1993	White Sox 91, Brewers 96, Astros 97
Garcia, Victor	1991	
Garciaparra, Michael	2009	
Gardewine, Nick	2019	Rangers 17-18
Gardner, Richie	2008	
Garland, Wayne	1982	Orioles 73-76, Indians 77-81
Garneau, Dustin	2018	Rockies 15-17, A's 17/19, White Sox 18, Angels 19, Astros 20, Tigers 21-22
Garner, Cole	2013	Rockies 11
Garrett, Reed	2019	Tigers 19, Nationals 22
Garner, Kevin	1992	
Gasser, Robert	2022	
Gayden, Huey	1982	
Geisler, Phil	1998	
Gennett, Scooter	2013	Brewers 13-16, Reds 17-19, Giants 19
Gentry, Craig	2015	Rangers 09-13, A's 14-15, Angels 16
Germann, Mark	1989	
Giard, Ken	1998-99	
Gibaut, Ian	2019	Rays 19, Rangers 19-20, Twins 21, Guardians 22, Reds 22
Gibbons, Jay	2008, '12	Orioles 01-07, Dodgers 10-11
Gibson, Paul	1986	Tigers 88-91, Mets 92-93, Yankees 93-94/96
Gilbert, Shawn	1993, 2002-03	Mets 97-98, Cardinals 98, Dodgers 00
Gillespie, Cole	2009	Diamondbacks 10-11, Cubs 13, Mariners 14, Blue Jays 14, Marlins 15-16
Gindl, Caleb	2011-14	Brewers 13-14
Ginter, Matt	2007, '09	White Sox 00-03, Mets 04, Tigers 05, Indians 08
Gleckel, Scott	1980	
Glover, Gary	2005	Blue Jays 99, White Sox 01-03, Angels 03, Brewers 04-05, Devil Rays 07-08, Tigers 08
Godley, Zack	2021	Diamondbacks 15-19, Blue Jays 19, Red Sox 20 Brewers 21
Goldby, Cooper	2018	
Goldstein, Jason	2018	
Gomes, Wayne	2002	Phillies 97-01, Giants 01, Red Sox 02
Gomez, Carlos	2010	Mets 07, Twins 08-09, Brewers 10-15, Astros 15-16, Rangers 16-17
Gomez, Hector	2014	Rockies 11, Brewers 14-15

ALL-TIME NASHVILLE SOUNDS ROSTER

Gonzalez, Andy	2011-12	White Sox 07, Indians 08, Marlins 09
Gonzalez, Angel	1991	
Gonzalez, Denny	1990-92	Pirates 84-88, Indians 89
Gonzalez, Fernando	1984	Pirates 72-73/77-78, Royals 74, Yankees 74, Padres 78-79
Gonzalez, Mike	2003-04	Pirates 03-06, Braves 07-09, Orioles 10-11, Rangers 11, Nationals 12, Brewers 13
Gonzalez, Orlando	1987-88	
Gorzelanny, Tom	2014	Pirates 05-09, Cubs 09-10, Nationals 11-12, Brewers 13-14, Tigers 15, Indians 16
Gossett, Daniel	2016-18	A's 17-18
Gott, Trevor	2022	Angels 15, Nationals 16-18, Giants 19-20, Brewers 22
Grabow, John	2003	Pirates 03-09, Cubs 09-11
Graham, Randy	1984	
Granite, Zack	2019	Twins 17
Graveman, Kendall	2015, '17-18	Blue Jays 14, A's 15-18, Mariners 20-21, Astros 21, White Sox 22
Gray, Jeff	1987-89	Reds 88, Red Sox 90-91
Gray, Sonny	2017	A's 13-17, Yankees 17-18, Reds 19-21, Twins 22
Grebeck, Craig	1994	White Sox 90-95, Marlins 96, Angels 97, Blue Jays 98-00, Red Sox 01
Green, Gary	1992	Padres 86/89, Rangers 90-91, Reds 92
Green, Nick	2009	
Green, Scarborough	2001	Rangers 99-00
Green, Sean	2011	Mariners 06-08, Mets 09-10, Brewers 11
Green, Taylor	2011-12, '14	Brewers 11-12
Green, Zach	2021	Giants 19
Greinke, Zack	2011	Royals 04-10/22, Brewers 11-12, Angels 12, Dodgers 13-15, Diamondbacks 16-19, Astros 19-21
Griffin, A.J.	2015	A's 12-13, Rangers 16-17
Griffin, Joe	1978	
Griffin, Mike	1989	Yankees 79-81, Cubs 81, Padres 82, Orioles 87, Reds 89
Grijak, Kevin	1998	
Gross, Gabe	2007	Blue Jays 04-05, Brewers 06-08, Rays 08
Gross, Kip	1990-91	Reds 90-91, Dodgers 92-93, Red Sox 99, Astros 00
Grubb, John	1986	Padres 72-76, Indians 77-78, Rangers 78-82, Tigers 83-87
Guarnaccia, John	1978	
Guerra, Randy	1981-82	
Guerrier, Matt	2002-03	Twins 04-10/14, Dodgers 11-13, Cubs 13
Guerrieri, Taylor	2019	Blue Jays 18, Rangers 19
Guillen, Jose	1999	Pirates 97-99, Devil Rays 99-01, Diamondbacks 02, Reds 02-03, A's 03, Angels 04, Nationals 05-06, Mariners 07, Royals 08-10, Giants 10
Gulan, Mike	2003	Cardinals 97, Marlins 01
Gulden, Brad	1980	Dodgers 78, Yankees 79-80, Mariners 81, Expos 82, Reds 84, Giants 86
Gulin, Lindsay	2007-09	
Gustave, Jandel	2021-22	Astros 16-17, Giants 19, Brewers 21-22
Guy, Brad	2001	
Guzman, Ronald	2019	Rangers 18-21, Yankees 22
Gwosdz, Doug	1988-89	
Gwynn Jr., Tony	2006-09	Brewers 06-08, Padres 09-10, Dodgers 11-12, Phillies 14
H (110)		
Haad, Yamid	2001	Pirates 99, Giants 05
Hackman, Luther	2004, '06-07	Rockies 99, Cardinals 00-02, Padres 03
Hager, Jake	2021	Mets 21, Diamondbacks 21-22
Hahn, Jesse	2016-17	Padres 14, A's 15-17, Royals 19-21
Hall, Bill	2009	Brewers 02-09, Mariners 09, Red Sox 10, Astros 11, Giants 11, Orioles 12
Hall, Drew	1991	Cubs 86-88, Rangers 89, Expos 90
Hall, Joe	1993-94	White Sox 94, Tigers 95/97
Hall, Kris	2015	
Hall, Mel	1996	Cubs 81-84, Indians 84-88, Yankees 89-92, Giants 96

ALL-TIME NASHVILLE SOUNDS ROSTER

Halperin, Mike	1998	
Halton, Sean	2012-14	Brewers 13
Hamilton, Bobby	1978-79	
Hammaker, Atlee	1994-95	Royals 81, Giants 82-90, Padres 90-91, White Sox 94-95
Hammond, Chris	1989-90	Reds 90-92/06, Marlins 93-96/98, Red Sox 97, Braves 02, Yankees 03, A's 04, Padres 05
Hammond, Steve	2008	
Hand, Donovan	2010-14	Brewers 13
Hanggie, Dan	1980-81	
Hansell, Greg	1999	Dodgers 95, Twins 96, Brewers 97, Pirates 99
Hardy, J.J.	2009	Brewers 05-09, Twins 10, Orioles 11-17
Hardy, Matt	2022	
Harper, Brian	1986	Angels 79/81, Pirates 82-84, Cardinals 85, Tigers 86, A's 87/95, Twins 88-93, Brewers 94
Harris, Butch	1978	
Harris, Hobie	2022	
Harris, James	2015	
Harris, John	1985	
Harris, Lenny	1987-89	Angels 79-81 Reds 88-89/94-98, Dodgers 89-93, Mets 98/00-01, Rockies 99, Diamondbacks 99-00, Brewers 02, Cubs 03, Marlins 03-06
Hart, Corey	2005-06, '09, '11	Brewers 04-12, Mariners 14, Pirates 15
Hart, Corey D.	2005	
Hasler, Kent	2022	
Hassan, Alex	2015	Red Sox 14
Hasselhoff, Derek	1997	
Hatcher, Chris	2018	Marlins 11-14, Dodgers 15-17, A's 17-18
Haverbusch, Kevin	2001-02	
Hawkins, John	1984	
Hawkins, La'Troy	2010-11	Twins 95-03, Cubs 04-05, Giants 05, Orioles 06, Rockies 07/14-15 Yankees 08, Astros 08-09, Brewers 10-11, Angels 12, Mets 13, Blue Jays 15
Hayden, Alan	1989	
Haynie, Jason	1998	
Healy, Ryon	2016	A's 16-17, Mariners 18-19, Brewers 20
Healy, Tucker	2016-17	
Hearn, Taylor	2019	Rangers 19-22
Heathcott, Mike	1997	White Sox 98
Heathcott, Slade	2018	Yankees 15
Heckathorn, Kyle	2013-14	
Heether, Adam	2008-10	
Heffin, Bronson	2000	Phillies 96
Henry, Payton	2021	Marlins 21-22
Heineman, Scott	2019	Rangers 19-20, Reds 21
Heinkel, Don	1985-86	Tigers 88, Cardinals 89
Helling, Rick	2005-06	Rangers 94-96/97-01, Marlins 96-97/03, Diamondbacks 02, Orioles 03, Brewers 05-06
Hellweg, Johnny	2013-14	Brewers 13
Hench, Bill	1980, '82	
Henderson, Jim	2011-12, '14	Brewers 12-14, Mets 16
Hendrickson, Ben	2005-06	Brewers 04/06
Hendriks, Liam	2016, '18	Twins 11-13, Royals 14, Blue Jays 14-15, A's 16-20, White Sox 21-22
Henika, Ron	1987	
Henneman, Mike	1986	Tigers 87-95, Astros 95, Rangers 96
Hensley, Clay	2013	Padres 05-08, Marlins 10-11, Giants 12
Herb, Tyler	2022	
Heredia, Julian	1998	
Hermansen, Chad	1998-02	Pirates 98-02, Cubs 02, Dodgers 03, Blue Jays 04
Hermida, Jeremy	2014	Marlins 05-09, Red Sox 10, Athletics 10, Reds 11, Padres 11-12
Hernaiz, Jesus	1983	
Hernandez, Alex	2000-01	Pirates 00-01
Hernandez, Ariel	2019	Reds 17
Hernandez, Cesar	1992	Reds 92-93
Hernandez, Chuck	1983	
Hernandez, Juan	1984	

ALL-TIME NASHVILLE SOUNDS ROSTER

Herrera, Daniel Ray	2011	Reds 08-10, Brewers 11, Mets 11
Herrera, Elian	2014	Dodgers 12-13, Brewers 14-15
Herrera, Ronald	2019	Yankees 17
Hill, Bobby	2003	Cubs 02-03, Pirates 03-05
Hill, Milt	1990-92	Reds 91-93, Braves 94, Mariners 94
Hill, Orsino	1987	
Hinton, Robert	2009-11	
Hiura, Keston	2021-22	Brewers 19-22
Hobbs, Rodney	1986	
Hoej, Jim	2013	Orioles 06-07, Twins 11
Hoffman, Trevor	1992, 2009	Marlins 93, Padres 93-08, Brewers 09-10
Holbert, Aaron	2003	Cardinals 96, Reds 05
Holle, Greg	2013	
Holtz, Mike	2003	Angels 96-01, A's 02, Padres 02, Red Sox 06
Hopf, J.R.	2007-08	
Hopper, Norris	2010	Reds 06-08
House, J.R.	2004	Pirates 03-04, Astros 06/08, Orioles 07
Householder, Paul	1979	Reds 80-84, Cardinals 84, Brewers 85-86, Astros 87
Houser, Adrian	2022	Brewers 15/18-22
Housman, Jeff	2005	
Houston, Ryan	2009	
Howard, Ben	2008	Padres 02-03, Marlins 04
Howard, Chris	1993	White Sox 93, Red Sox 94, Rangers 95
Howard, Matt	1999	Yankees 96
Howard, Thomas	2001	Padres 90-92, Indians 92-93, Reds 93-96, Astros 97, Dodgers 98, Cardinals 99-00
Howard, Tim	1995	
Howell, Jay	1978	Reds 80, Cubs 81, Yankees 82-84, A's 85-87, Dodgers 88-92, Braves 93, Rangers 94
Howie, Mark	1992	
Howitz, Dann	1994-95	A's 89-92, Mariners 92-93, White Sox 94
Huang, Wei-Chieh	2019	Rangers 19
Hudler, Rex	1982	Yankees 84-85, Orioles 86, Expos 88-90, Cardinals 90-92, Angels 94-96, Phillies 97-98
Huff, Mike	1993	Dodgers 89, Indians 91, White Sox 91-93, Blue Jays 94-96
Hughes, Greg	1979	
Hummel, Cooper	2021	Diamondbacks 22
Hughes, Keith	1984	Yankees 87/90, Phillies 87, Orioles 88, Reds 93
Hughes, Steve	1978-79	
Huntington, John	1978	
Huntzinger, Brock	2015	
Hurlbutt, Dustin	2017	
Hurst, Jimmy	1996	Tigers 97
Hynes, Colt	2016	Padres 13, Blue Jays 15
Hyzd, Adam	1999, 2001-03	Pirates 00-03, Red Sox 04/05, Padres 05, Rangers 06
I (6)		
Ibáñez, Andy	2019	Rangers 21-22
Imes, Rodney	1990-91	
Iribarren, Hernan	2008-09	Brewers 08-09
Ishikawa, Travis	2012	Giants 06/08-10/14-15, Brewers 12, Orioles 13, Yankees 13, Pirates 14-15
Izquierdo, Hansel	2004	Marlins 02
Izturis, Cesar	2012	Blue Jays 01, Dodgers 02-06, Cubs 06-07, Pirates 07, Cardinals 08, Orioles 09-11, Brewers 12, Nationals 12, Reds 13
J (41)		
Jackson, Alex	2022	Braves 19-21, Marlins 21, Brewers 22
Jackson, Danny	1990	Royals 83-87, Reds 88-90, Cubs 91-92, Pirates 92, Phillies 93-94, Cardinals 95-97, Padres 97
Jackson, Edwin	2018	Dodgers 03-05, Rays 06-08, Tigers 09, Diamondbacks 10, White Sox 10-11, Cardinals 11, Nationals 12/17, Cubs 13-15, Braves 15, Marlins 16, Padres 16, Orioles 17
Jackson, Jay	2014	A's 18, Blue Jays 19
Jackson, Zach	2006-08	Padres 15, Brewers 19 Brewers 06/08, Indians 08-09

ALL-TIME NASHVILLE SOUNDS ROSTER

Jakubauskas, Chris	2013	Mariners 09, Pirates 10, Orioles 11
James, Justin	2011	A's 10
Jankins, Thomas	2021-22	
Jaramillo, Jason	2012	Pirates 09-11
Jaramillo, Milko	2006	
Jarvis, Kevin	2004	Reds 94-97, Twins 97, Tigers 97, A's 99, Rockies 00/04, Padres 01-03, Mariners 04, Cardinals 05, Diamondbacks 06, Red Sox 06
Javier, Stan	1984	Yankees 84, A's 86-90/94-95, Dodgers 90-92, Phillies 92, Angels 93, Giants 96-99, Astros 99, Mariners 00-01
Jefferson, Jim	1988	
Jefferson, Reggie	1990-91	Reds 91, Indians 91-93, Mariners 94, Red Sox 95-99
Jefferson, Stanley	1991	Mets 86, Padres 87-88, Yankees 89, Orioles 89-90, Indians 90, Reds 91
Jeffress, Jeremy	2014	Brewers 10/14-18/19, Royals 11-13, Blue Jays 14, Rangers 16-17, Cubs 20
Jemison, Greg	1980	
Jensen, Chris	2016-17	
Jeter, Shawn	1993	White Sox 92
Johnson, Barry	1996-97	
Johnson, Ben	2010	
Johnson, Bobby	1984	Rangers 81-83
Johnson, Dane	1994-95	White Sox 94, Blue Jays 96-97
Johnson, David	2009-10	
Johnson, Mark	2006	White Sox 98-02, A's 03, Brewers 04, Cardinals 08
Johnson, Ron	1985	Royals 82-83, Expos 84
Johnston, Mark	1980-81	
Johnston, Mike	2004	Pirates 04-05
Jokisch, Eric	2018	Cubs 14
Jones, Barry	1993	Pirates 86-88, White Sox 88-90/93, Expos 91, Phillies 92, Mets 92
Jones, Calvin	1995	Mariners 91-92
Jones, Chris	1989-91	Reds 91, Astros 92, Rockies 93-94, Mets 95-96, Padres 97, Diamondbacks 98, Giants 98, Brewers 00
Jones, James	2019	Mariners 14-15
Jones, Mike C.	1988	Royals 80-81, 84-85
Jones, Mike D.	2009-10	
Jones, Stacy	1996-97	Orioles 91, White Sox 96
Jones, Tracy	1988	Reds 86-88, Expos 88, Giants 89, Tigers 89-90, Mariners 90-91
Jose, Manny	1991	
Joyce, Matt	2018	Tigers 08, Rays 09-14, Angels 15, Pirates 16, A's 17-18, Braves 19, Marlins 20, Phillies 21
Jungmann, Taylor	2014	Brewers 15-17
Jurado, Ariel	2019	Rangers 18-19, Mets 20
K (40)		
Kahle, Nick	2022	
Kapers, Scott	2019	
Karchner, Matt	1994-97	White Sox 95-98, Cubs 98-00
Karl, Scott	2001	Brewers 95-99, Rockies 00, Angels 00
Katin, Brendan	2008-11	
Kaufman, Curt	1980-81	Yankees 82-83, Angels 84
Kelley, Christian	2021	
Kelley, Trevor	2022	Red Sox 19, Phillies 20, Brewers 22
Kelly, Bill	1978-79	
Kelly, Bryan	1985-86	Tigers 86-87
Kemp, Hugh	1987-89	
Keough, Matt	1984	A's 77-83, Yankees 83, Cardinals 85, Cubs 86, Astros 86
Kershner, Jason	2006	Padres 02, Blue Jays 02-04
Keyser, Brian	1993-97	White Sox 95-96
Kiekhefer, Dean	2018	Cardinals 16, A's 18
Kiner-Falefa, Isiah	2019	Rangers 18-21, Yankees 22
King, Brad	2003	
King, Eric	1986	Tigers 86-88/92, White Sox 89-90, Indians 91
King, Mike	1983-84	
Kintzler, Brandon	2010-12	Brewers 10-15, Twins 16, Nationals 17-18, Cubs 18-19, Marlins 20, Phillies 21
Kline, Chris	2004	

ALL-TIME NASHVILLE SOUNDS ROSTER

Klingenbeck, Scott	1998	Orioles 94-95, Twins 95-96, Reds 98
Klipstein, Dave	1988	
Kneurer, Frank	1982-83	
Knight, Tim	1982-84	
Knorr, Randy	2000	Blue Jays 91-95, Astros 96-97/99, Marlins 98, Rangers 00, Expos 01
Knott, Jon	2009	Padres 04/06, Orioles 07
Knox, Ryan	2005	
Komminsk, Brad	1993	Braves 83-86, Brewers 87, Indians 89, Giants 90, Orioles 90, A's 91
Konderla, Mike	1987	
Koonce, Graham	2006	A's 03
Koshansky, Joe	2009-10	Rockies 07-08
Kottaras, George	2011	Red Sox 08-09, Brewers 10-12, A's 12, Royals 13, Indians 14, Cardinals 14, Blue Jays 14
Kramer, Kevin	2021	Pirates 18-19
Kroenke, Zach	2013	Diamondbacks 10-11
Krynzel, Dave	2005-06	Brewers 04-05
Kuhn, Larry	1980	
Kuntz, Rusty	1985	
Kurcz, Aaron	2015-17	White Sox 79-83, Twins 83, Tigers 84-85
Kuzia, Joe	2019	
L (70)		
Ladendorf, Tyler	2015-16	A's 15-16
Laffey, Aaron	2013	Indians 07-10, Mariners 11, Yankees 11, Blue Jays 12/13, Mets 13
Laga, Mike	1985-86	Tigers 82-86, Cardinals 86-88, Giants 89-90
Lahti, Jeff	1979	Cardinals 82-86
Laker, Tim	1998-00	Expos 92-93/95, Orioles 97, Devil Rays 98, Pirates 98-99, Indians 01/03-04/06
Lalli, Blake	2013	Cubs 12, Brewers 13, Braves 16
LaMarre, Ryan	2017	Reds 15, Red Sox 16, A's 17, Twins 18/19, White Sox 18
Lambo, Andrew	2016-17	Yankees 21
Landaeta, Luis	2002	Pirates 13-15, A's 16
Landrum, Bill	1987	
Landrum, Tito	1989	Reds 86-87/93, Cubs 88, Pirates 89-91, Expos 92
Lane, Brian	1990, '92	Cardinals 80-83/84-87, Orioles 83/88, Dodgers 87
Larkin, Barry	1989	Reds 86-04
Lauer, Eric	2021	Padres 18-19, Brewers 20-22
Laureano, Ramon	2018	A's 18-22
Lavarnway, Ryan	2017	Red Sox 11-14, Orioles 15, Braves 15, A's 17, Pirates 18
Lawrence, Sean	1998	Reds 19, Marlins 20, Indians 21
Layana, Tim	1991	Pirates 98
Lazor, Joe	1990	Reds 90-91, Giants 93
Lazorko, Jack	1986	
Leach, Brent	2013-14	Brewers 84, Mariners 85, Tigers 86, Angels 87-88
Leach, Terry	1993	Dodgers 09
Leal, Werner	2019	Mets 81-89, Royals 89, Twins 90-91, White Sox 92-93
LeBlanc, Wade	2021	
Led Duke, Dan	1980-81	Padres 08-11, Marlins 12-13, Astros 13, Angels 14,
Lee, Terry	1989-91	Yankees 14, Mariners 16/18-19, Pirates 16-17,
Lehr, Justin	2005-06	Orioles 20-21, Cardinals 21
Lein, Chris	1982	
Leius, Scott	1997	Reds 90-91
Lemoine, Jake	2019	A's 04, Brewers 05-06, Reds 09
Leon, Arcenio	2014	Twins 90-95, Indians 96, Royals 98-99
Leon, Arnold	2015	
Leon, Danny	2000	A's 15
Levine, Alan	1994-97	Rangers 92
Lewis, Tim	1980-81	White Sox 96-97, Rangers 98, Angels 99-02
Lincoln, Mike	2001-03	
Lindblom, Josh	2021-22	Twins 99-00, Pirates 01-03, Cardinals 04, Reds 08-10
Lindsey, Bill	1983-84	Dodgers 11-12, Phillies 12, Rangers 13, A's 14,
		Pirates 17, Brewers 20-21
		White Sox 87

ALL-TIME NASHVILLE SOUNDS ROSTER

Lindsey, Doug	1994	Phillies 91/93, White Sox 93
Lipka, Matt	2021-22	
Littleton, Wes	2009	Rangers 06-08
Lobstein, Kyle	2021	Tigers 14-15, Pirates 16, Nationals 21
Lockhart, Keith	1989-91	Padres 94/03, Royals 95-96, Braves 97-02
Loe, Kameron	2010	Rangers 04-08, Brewers 10-12, Mariners 13, Cubs 13, Braves 13
Löfgren, Chuck	2010	
Loiselle, Rich	1998, 2000-01	Pirates 96-01
Lombardo, Rick	1978-79	
Longo, Mitch	2021	
Lopes, Christian	2019	A's 22
Lopes, Tim	2021	Mariners 19-20, Brewers 21
Lombardozi, Chris	1990	
Lombardozi, Steve	2018	Nationals 2011-13, Orioles 14, Pirates 15, Marlins 17
Long, Joey	1999	Padres 97
Long, Nate	2015	
Looney, Brian	2002	Expos 93-94, Red Sox 95
Lopez, Felipe	2011	Blue Jays 01-02, Reds 03-06, Nationals 06-08, Cardinals 08/10, Diamondbacks 09, Brewers 09/11, Red Sox 10, Rays 11
Lopez, Mendy	2002	Royals 98-99/03, Marlins 00, Astros 01, Pirates 01-02, Royals 04
Lopez, Rob	1987-91	
Lorraine, Andrew	1995	Angels 94, White Sox 95, A's 97, Mariners 98, Cubs 99-00, Indians 00, Brewers 02
Lowe, Johnnie	2012-14	
Lowe, Sean	2002	Cardinals 97-98, White Sox 99-01, Pirates 02, Rockies 02, Royals 03
Lowrie, Jed	2016	Red Sox 2009-11, Astros 12/15, A's 13-14/16-17/21-22, Mets 19
Lowry, Dwight	1985-86	Tigers 84/86-87, Twins 98
Lucas, Josh	2018	Cardinals 17, A's 18, Orioles 19
Lucroy, Jonathan	2010, '12	Brewers 10-16, Rangers 16-17, Rockies 17, A's 18
Lujano, Jesus	2021	Angels 19, Cubs 19, Red Sox 20, Nationals 21, Braves 21
Luzardo, Jesus	2018	A's 19-20, Marlins 21-22
Lyle, Don	1978	
Lynch, Dave	1992	
Lyons, Barry	1995	Mets 86-90, Dodgers 90-91, Angels 91, White Sox 95
M (133)		
Mabeus, Chris	2006	Brewers 06
MacDonald, Bob	1994	
Machado, Anderson	2011	Phillies 03, Reds 04-05, Rockies 05
Machado, Robert	1995, '97	White Sox 96-98, Expos 99, Mariners 00, Cubs 01-02, Brewers 02, Orioles 03-04
Macias, Jose	2007	Tigers 00-02, Expos 02-03, Cubs 04-05
Mackowiak, Rob	2001, '03	Pirates 01-05, White Sox 06-07, Padres 07, Nationals 08
Madison, Scotti	1985-86, '89	Tigers 85-86, Royals 87-88, Reds 89
Magrane, Joe	1996	Cardinals 87-93, Angels 93-94, White Sox 96
Mahler, Mickey	1985	Braves 77-79, Pirates 80, Angels 81-82, Expos 85, Tigers 85, Rangers 86, Blue Jays 86
Mahler, Rick	1990	Braves 79-88/91, Reds 89-90, Expos 91
Mahomes, Pat	2003-04	Twins 91-96, Red Sox 96-97, Mets 99-00, Rangers 01, Cubs 02, Pirates 03
Maile, Luke	2021	Rays 15-16, Blue Jays 17-19, Brewers 21
Maldonado, Martin	2009-12	Brewers 11-16, Angels 17-18, Astros 18/19-22, Royals 19, Cubs 19
Manaea, Sean	2016-17	A's 16-21, Giants 22
Maness, Seth	2019	Cardinals 13-16, Royals 17
Manfre, Mike	1987	
Mann, Brandon	2016	
Mann, Jim	2003-04	Mets 00, Astros 01-02, Pirates 03
Manning, Henry	1994	
Manzanillo, Josias	2000, '02	Red Sox 91, Brewers 93, Mets 93-95/99, Yankees 95, Mariners 97, Pirates 00-02, Reds 03, Marlins 04
Mariano, Bob	1981	
Marquez, Isidro	1994-95	White Sox 95

ALL-TIME NASHVILLE SOUNDS ROSTER

Marte, Damaso	2001	Mariners 99, Pirates 01/06-08, White Sox 02-05, Yankees 08-10
Martin, Brett	2019	Rangers 19-22
Martin, Cody	2015	Braves 15, A's 15, Mariners 16-17
Martin, Greg	2004	
Martin, Jarret	2018-19	
Martin, Norberto	1993-94, '96	White Sox 93-97, Angels 98, Blue Jays 99
Martinez, Daniel	2018	
Martinez, Domingo	1994	Blue Jays 92-93
Martinez, Manny	1998	Mariners 96, Phillies 96, Pirates 98, Expos 99
Martini, Nick	2018	A's 18-19, Padres 19, Cubs 21
Marzec, Eric	2011, '14	
Mata, Vic	1983	Yankees 84-85
Mateo, Jorge	2018	Padres 20-21, Orioles 21-22
Mateo, Ruben	2004	Rangers 99-01, Reds 02-03, Pirates 04, Royals 04
Mathews, Del	1998	
Mathias, Mark	2022	Brewers 20/22, Rangers 22
Matthes, Kent	2015	
Mattingly, Don	1981	Yankees 82-95
Mattison, Kevin	2014	Marlins 12
Mattson, Rob	2020	
Maxwell, Bruce	2016-18	A's 16-18
May, Lucas	2014	Royals 10
Mayer, Bob	1978-79	
Maysonet, Edwin	2011-12	Astros 08-09, Brewers 12
McBride, Matt	2016-17	Rockies 12, 14-15, A's 16
McClendon, Lloyd	1987-88	Reds 87-88, Cubs 89-90, Pirates 90-94
McClendon, Mike	2010-12	Brewers 10-12
McClung, Seth	2007, '12	Devil Rays 04-06, Brewers 07-09
McConnell, Sam	2000-01	Braves 04
McCurry, Jeff	1998	Pirates 95/98, Tigers 96, Rockies 97, Astros 99
McDade, Neal	2001	
McDaniel, Terry	1992	Mets 91
McDonald, Keith	2004	Cardinals 00-01
McEnaney, Will	1980	Reds 74-76, Expos 77, Pirates 78, Cardinals 79
McGaffigan, Andy	1980	Yankees 81, Giants 82-83, Expos 84-85, Reds 84-85, Tigers 85, Rangers 86, Blue Jays 86
McGee, Willie	1980-81	Cardinals 82-90/96-99, A's 90, Giants 91-94, Red Sox 95
McGriff, Terry	1987-90	Reds 87-90, Astros 90, Marlins 93, Cardinals 94
McIntyre, Aiden	2018	
McKnight, Tony	2002	Astros 00-01, Pirates 01
McLeary, Big Party Marty	2010	Padres 04, Pirates 06-07
McNealy, Derwin	1983	
Meacham, Bobby	1984	Yankees 83-88
Meacham, Rusty	1998	Tigers 91, Royals 92-95, Mariners 96, Astros 00, Devil Rays 01
Meadows, Brian	2002-03	Marlins 98-99, Padres 00, Royals 00-01, Pirates 02-05, Devil Rays 06
Meadows, Daniel	2011-12	
Meares, Pat	1999	Twins 93-98, Pirates 99-01
Mejia, J.C.	2022	Indians 21, Brewers 22
Melvin, Bob	1985	Tigers 85, Giants 86-88, Orioles 89-91, Royals 92, Red Sox 93, Yankees 94, White Sox 94
Mendez, Yohander	2019	Rangers 16-19
Mendoza, Kevin	2019	
Menees, Gene	1978-79	
Menechino, Frank	1997	A's 99-04, Blue Jays 04-05
Menendez, Tony	1992	Reds 92, Pirates 93, Giants 94
Mengden, Daniel	2016-18	A's 16-20, Royals 22
Mercedes, Melvin	2017-18	
Merchant, Mark	1996	
Merigliano, Frank	1993	
Merklinger, Dan	2010	
Merullo, Matt	1993	White Sox 89/91-93, Indians 94, Twins 95
Meyer, Dan	1985	Tigers 74-76, Mariners 77-81, A's 82-85
Meyers, Mike	2005-06	
Milacki, Bob	1999	Orioles 88-92, Indians 93, Royals 94, Mariners 96
Milburn, Matt	2018	
Miller, Mark	1978-79	

ALL-TIME NASHVILLE SOUNDS ROSTER

Mills, Brad	2014-15	Blue Jays 09-11/14, Angels 12, A's 14-15
Milner, Eddie	1979, '88	Reds 80-86/88, Giants 87
Milner, Hoby	2021	Phillies 17-18, Rays 18-19, Angels 20, Brewers 21-22
Milstien, Dave	1994-95	
Mintz, Steve	1998	Giants 95, Angels 99
Minutelli, Gino	1990-92	Reds 90-91, Giants 93
Miranda, Geovany	1994	
Mitchell, Bobby	1985	Dodgers 80-81, Twins 82-83
Mitchell, Charlie	1988-91	Red Sox 84-85
Mitchell, Garrett	2022	Brewers 22
Moeller, Chad	2006	Twins 00, Diamondbacks 01-03, Brewers 04-06, Reds 07, Dodgers 07, Yankees 08/10, Orioles 09, A's 17/21-22
Moll, Sam	2017	
Molleken, Dustin	2013-14	
Monahan, Shane	2001	Mariners 98
Monasterio, Andruw	2022	
Monda, Greg	1988	
Monge, Sid	1985	Angels 75-77, Indians 77-81, Phillies 82-83, Padres 83-84, Tigers 84
Mongiello, Mike	1993-95	
Montas, Frankie	2017-18	White Sox 15, A's 17-22, Yankees 22
Monteleone, Rich	1985	Mariners 87, Angels 88-89/95-96, Yankees 90-93, Giants 94
Montero, Rafael	2019	Mets 14-17, Rangers 19-20, Mariners 21, Astros 21-22
Montgomery, Jeff	1987	Reds 87, Royals 88-99
Montgomery, Ray	1999-2000	Astros 96-98
Moody, Eric	2001	Rangers 97
Moore, Adam	2019	Mariners 09-11, Royals 12-13, Padres 14, Indians 15-16, Rays 18
Moore, Robert	1990	Royals 91
Moorman, Chuck	2019	
Morban, Richard	2018	
Morel, Brent	2015	White Sox 10-13, Pirates 14-15
Moretto, Tony	1978	
Morgan, Mike	1981	A's 78-79, Yankees 82, Blue Jays 83, Mariners 85-87, Orioles 88, Dodgers 89-91, Cubs 92-95/98, Cardinals 95-96, Reds 96-97, Twins 98, Rangers 99, Diamondbacks 00-02
Morgan, Nyjer	2011	Pirates 07-09, Nationals 09-10, Brewers 11-12, Indians 14
Moriarty, Mike	2004	Orioles 02
Morman, Russ	1992	White Sox 88-89, Royals 90-91, Marlins 94-97
Morris, Hal	1990, '92	Yankees 88-89, Reds 90-97/99-00, Royals 98, Tigers 00
Morris, Hunter	2013-14	
Morris, Warren	2001, '05	Pirates 98-01, Twins 02, Tigers 03
Mosquera, Julio	2005	Blue Jays 96-97, Brewers 05
Motley, Darryl	1990	Royals 81-86, Braves 86-87
Mottl, Ryan	2004	
Mouton, Lyle	1995	White Sox 95-97, Orioles 98, Brewers 99-00, Marlins 01
Muncy, Max	2015-16	A's 15-16, Dodgers 18-22
Munoz, Jose	1996	White Sox 96
Munoz, Yairo	2017	Cardinals 18-19, Red Sox 20-21, Phillies 22
Munson, Eric	2008	Tigers 00-04, Devil Rays 05, Astros 06-07
Murphy, Sean	2018	A's 19-22
Murray, A.J.	2010	Rangers 07-08
N (29)		
Naile, James	2016, '18	Cardinals 22
Narron, Sam	2008-11	Rangers 04
Narvaez, Omar	2022	White Sox 16-18, Mariners 19, Brewers 20-22
Narveson, Chris	2008-09, '13	Cardinals 06, Brewers 09-13
Navarro, Brian	2022	Marlins 20
Navas, Carlos	2016	
Neal, Zach	2015-17	A's 17
Nelson, Brad	2005-08	Brewers 08-09
Nelson, Bryant	2001	Red Sox 02
Nelson, Doug	1978	
Nelson, Jerome	1990	
Nelson, Jimmy	2013-14	Brewers 13-17/19, Dodgers 21

ALL-TIME NASHVILLE SOUNDS ROSTER

Neuse, Sheldon	2018	A's 19/22, Dodgers 21
Newson, Warren	1993	White Sox 91-95, Mariners 95, Rangers 96-98
Nielsen, Scott	1984	Yankees 86/88-89, White Sox 87
Nieves, Wil	2011	Padres 02, Yankees 05-07, Nationals 08-10, Brewers 11
Nix, Laynce	2006-08	Rangers 03-06, Brewers 06-08, Reds 09-10, Nationals 11, Phillies 12-13
Nixon, Otis	1981-82	Yankees 83, Indians 94-97, Expos 88-90, Braves 91-93/99, Red Sox 94, Rangers 95, Blue Jays 96-97, Twins 98
Noce, Paul	1990	Cubs 87, Reds 90
Nokes, Matt	1986	Giants 85, Tigers 86-90, Yankees 90-94, Orioles 95, Rockies 95
Nolin, Sean	2015	Blue Jays 13-14, A's 15
Noriega, Rey	1995	
Norton, Greg	1996-97	White Sox 96-00, Rockies 01-03, Tigers 04, Devil Rays 06-07, Mariners 08, Braves 08-09
Novoa, Rafael	1995	Giants 90, Brewers 93
Nowak, Chris	2011	
Nunez, Abraham	1998-00, 02, 08	Pirates 97-04, Cardinals 05, Phillies 06-07, Mets 08
Nunez, Franklin	2007	Devil Rays 04-05
Nuñez, Renato	2016-18	A's 16-17, Rangers 18, Orioles 18-20, Tigers 21
Nyman, Chris	1986	White Sox 82-83
O (29)		
Obermueller, Wes	2005	Royals 02, Brewers 03-05, Marlins 07
O'Connor, Brian	2000-02	Pirates 00
Odor, Rougned	2019	Rangers 14-20, Yankees 21, Orioles 22
Oeltjen, Trent	2010	Diamondbacks 09, Dodgers 10-11
Oester, Ron	1988	Reds 78-90
O'Flaherty, Eric	2015	Mariners 06-08, Braves 09-13/16-17, A's 14-15, Mets 15
O'Keefe, Rick	1978-79	
Oliver, Joe	1988-89	Reds 89-94/96-97, Brewers 95, Tigers 98, Mariners 98/00, Pirates 99, Yankees 01, Red Sox 01
Oliverio, Steve	1988	
Olmedo, Ray	2010	Reds 03-06, Blue Jays 07, White Sox 12
Olmsted, Michael	2013	
Olsen, Steve	1994-95	
Olson, Matt	2016-17	A's 16-21, Braves 22
Olszta, Eddie	2004	
Olwine, Ed	1983	Braves 86-88
O'Malley, Tom	1985	Giants 82-84, White Sox 84, Orioles 85-86, Rangers 87, Expos 88, Mets 89-90
O'Neal, Randy	1985-86	Tigers 84-86, Braves 87, Cardinals 87-88, Phillies 89
O'Neill, Paul	1987, '89	Reds 85-92, Yankees 93-01
Ordonez, Magglio	1997	White Sox 97-04, Tigers 05-11
Orie, Kevin	2005	Cubs 97-98/02, Marlins 98-99
Orr, Pete	2014	Braves 05-07, Nationals 08-09, Phillies 11-13
Ortiz, Javier	1994-95	Astros 90-91
Ortiz, Junior	1995	Pirates 82-83/85-89, Mets 83-84, Twins 90-91, Indians 92-93, Rangers 94
Osik, Keith	1999	Pirates 96-02, Brewers 03, Orioles 04, Nationals 05
Osteen, Gavin	2000	
Otero, Andy	2021-22	
Otero, Dan	2015	Giants 12, A's 13-15, Indians 16-19
Overton, Dillon	2016	A's 16, Mariners 17, Padres 17
Oxspring, Chris	2007	Padres 05
P (77)		
Pacella, John	1985-86	Mets 77/79-80, Yankees 82, Twins 82, Orioles 84, Tigers 86
Pacillo, Pat	1987-88	Reds 87-88
Paciorek, Joey	2013	
Pagan, Emilio	2018	Mariners 18, A's 18, Rays 19, Padres 20-21
Pagliarulo, Mike	1983	Yankees 84-89, Padres 89-90, Twins 91-93, Orioles 93, Rangers 95
Pagnozzi, Matt	2014	Cardinals 09-10, Rockies 11, Pirates 11, Astros 13, Brewers 14
Pall, Donn	1995	White Sox 88-93, Phillies 93, Yankees 94, Cubs 94, Marlins 96-98

ALL-TIME NASHVILLE SOUNDS ROSTER

Palumbo, Joe	2019	Rangers 19-20
Parejo, Freddy	2009	
Parker, Jarrod	2015	Diamondbacks 11, A's 12-13
Parker, Stephen	2013	
Parmelee, Chris	2017	Twins 11-14, Orioles 15, Yankees 16
Paronto, Chad	2005	Orioles 01, Indians 02-03, Braves 06-07, Astros 08-09
Parque, Jim	1997	White Sox 98-02, Devil Rays 03
Parra, Jose	2000	Dodgers 95, Twins 96, Pirates 00, Diamondbacks 02, Mets 04
Parra, Manny	2007, '09, '11	Brewers 07-10/12, Reds 13-14
Parrino, Andy	2015	Padres 11-12, A's 13-15
Pasqua, Dan	1984	Yankees 85-87, White Sox 88-94
Pastore, Frank	1978	Reds 79-85, Twins 86
Paterson, Joe	2015	Diamondbacks 11-14
Patterson, Corey	2009, '12	Cubs 00-05, Orioles 06-07/10, Reds 08, Nationals 09, Brewers 09, Blue Jays 11, Cardinals 11
Patterson, Jarrod	2000	Tigers 01, Royals 03
Patterson, Scott	1983-84	
Patzke, Jeff	1998-99	
Pavlas, Dave	2000-01	Cubs 90-91, Yankees 95-96
Payano, Pedro	2019	Rangers 19
Pearson, Eddie	1997	
Pearson, Kevin	1989-91	
Pelham, CD	2019	Rangers 18
Pena, Ariel	2014	
Pena, Luis	2008	
Pena, Richelson	2019	
Peralta, Freddy	2022	Brewers 18-22
Peralta, Wily	2011-12	Brewers 12-17, Royals 18-19/21, Tigers 21-22
Perdomo, Angel	2021-22	Brewers 20-21
Perdomo, Luis	2022	Padres 16-20, Brewers 22
Perez, Hernan	2021	Tigers 12-15, Brewers 15-19, Cubs 20, Nationals 21
Perez, Juan	2012	Pirates 06-07, Phillies 11, Brewers 12
Perry, Chan	2003	Indians 00, Royals 02
Peters, Chris	1999-00	Pirates 96-00, Expos 01
Peters, Tanner	2015	
Petersen, Chris	2001	Rockies 99
Peterson, Charles	1998	
Peterson, Dustin	2021-22	Braves 18, Tigers 19
Peterson, Erik	1981-84	
Peterson, Jace	2021	Padres 14, Braves 15-17, Yankees 18, Orioles 18-19
Petrica, Jake	2019	Brewers 20-22
Pettaway, Ike	1983	White Sox 13-17, Blue Jays 18, Brewers 19, Angels 21
Pettyjohn, Adam	2007	Tigers 01, Reds 08
Phegley, Josh	2016-18	White Sox 13-14 A's 15-19, Cubs 20
Phelps, Tommy	2005	Marlins 03-04, Brewers 05
Phillips, Jason	1998-2000	Pirates 99, Indians 02-03
Phillips, Paul	2012	Royals 04-07, White Sox 08, Rockies 09-10
Pickford, Kevin	1998	Padres 02
Pill, Tyler	2019	Mets 17
Pinder, Chad	2016-17	A's 16-22
Pittaro, Chris	1985	Tigers 85, Twins 86-87
Pittman, Joe	1985	Astros 81-82, Padres 82, Giants 84
Polcovich, Kevin	1999	Pirates 97-98
Poldberg, Brian	1981-82	
Polidor, Wil	1997	
Pose, Scott	1991	Marlins 93, Yankees 97
Post, David	2002	
Powell, Boog	2017-18	Mariners 17, A's 17-18
Powell, Dennis	1994	Dodgers 85-86, Mariners 87-90/92-93, Brewers 90
Powell, Ross	1990-92	Reds 93, Astros 94-95, Pirates 95
Pratt, Andy	2005	Braves 02, Cubs 04
Pratt, Rich	1997	
Pride, Curtis	2002	Expos 93/95/01, Tigers 96-97, Red Sox 97/00, Braves 98, Yankees 03, Angels 04-06
Pridie, Jason	2015	Twins 08-09, Mets 11, Phillies 12, Orioles 13, Rockies 14
Prieto, Ariel	2003	A's 15
		A's 95-98/00, Devil Rays 01

ALL-TIME NASHVILLE SOUNDS ROSTER

Prince, Josh	2013	Brewers 13
Pritchett, Chris	2002	Angels 96/98-99, Phillies 00
Profar, Juremi	2019	
Pryor, Buddy	1987-88	
Pugh, Tim	1991-92	Reds 92-96, Royals 96, Tigers 97
Pyka, Garry	1978	
Q (2)		
Quinones, Luis	1988-89	A's 83, Giants 86, Cubs 87, Reds 89-91, Twins 92
Quintero, Humberto	2012	Padres 03-04, Astros 05-11, Royals 12, Phillies 13, Mariners 13-14
R (85)		
Raburn, Johnny	2009-10	
Radmanovich, Ryan	2001-02	Mariners 98
Raftice, Bob	1983	
Raines, Tim	1993	Expos 79-90/01, White Sox 91-95, Yankees 96-98, A's 99, Orioles 01, Marlins 02
Ramirez, Aramis	1998-2000	Pirates 98-03/15, Cubs 03-11, Brewers 12-15
Ramirez, Carlos	2018	Blue Jays 17-18, A's 18
Ramirez, Erasmo	2008	Rangers 03-05, A's 07, Marlins 07
Ramsey, Fernando	1995-96	Cubs 92
Rasmussen, Jim	1983-85	
Rath, Fred	2000	Rockies 98
Ravelo, Rangel	2015-16	Cardinals 19-20
Ray, Corey	2021-22	Brewers 21
Ray, Kenny	2007	Royals 99, Braves 06
Rea, Colin	2021	Padres 15-16, Marlins 16, Cubs 20, Brewers 21
Reboulet, Jeff	2003	Twins 92-96, Orioles 97-99, Royals 00, Dodgers 01-02, Pirates 03
Reddick, Josh	2016	Red Sox 09-11, A's 12-16, Dodgers 16, Astros 17-20, Diamondbacks 21
Reddish, Mike	1983	
Redman, Tike	2000-03, '09	Pirates 00-01/03-05, Orioles 07
Redus, Gary	1979	Reds 82-85, Phillies 86, White Sox 87-88, Pirates 88-92, Rangers 93-94
Reed, Jeff	1992	Twins 84-86, Expos 87-88, Reds 88-92, Giants 93-95, Rockies 96-99, Cubs 99-00
Reed, Jeremy	2011	Mariners 04-08, Mets 09, Blue Jays 10, Brewers 11
Reetz, Jakob	2022	Nationals 21
Reid, Justin	2003-04	
Reuss, Jerry	1987	Cardinals 69-71, Astros 72-73, Pirates 74-78/90, Dodgers 79-87, Reds 87, Angels 87, White Sox 88-89, Brewers 89
Reyes, Al	2002	Brewers 95-99, Orioles 00, Dodgers 00-01, Pirates 02, Yankees 03, Cardinals 04-05, Devil Rays 07-08
Reyes, Jose	1998	
Reyes, Pablo	2021-22	Pirates 18-19, Brewers 21-22
Reynolds, Jeff	1982, '89	
Ricci, Frank	1981-82	
Richardson, Jeff	1989	Reds 89, Pirates 91, Red Sox 93
Rickles, Nick	2015	
Righetti, Dave	1995	Yankees 79-90, Giants 91-93, A's 94, Blue Jays 94, White Sox 95
Rijo, Jose	1983, '90	Yankees 84, A's 85-87, Reds 88-95/01-02
Rincon, Ricardo	1998	Pirates 97-98, Indians 99-02, A's 02-05, Cardinals 06
Rios, Armando	2002	Giants 98-01, Pirates 01-02, White Sox 03
Riske, David	2008, '10	Indians 99/01-05, Red Sox 06, White Sox 06, Royals 07, Brewers 08-10
Risley, Bill	1991	Expos 92-93, Mariners 94-95, Blue Jays 96-98
Ritchie, Todd	1999	Twins 97-98, Pirates 99-01, White Sox 02, Brewers 03
Rivas, Amaury	2011-12	
Rivera, Carlos	2003-04	Pirates 03-04
Rivera, German	1986	Dodgers 83-84, Astros 85
Rivera, Mike	2005-07, '09, '11	Tigers 01-02, Padres 03, Brewers 06-09/11, Marlins 10
Rizzo, Todd	1997	White Sox 98-99
Roach, Donn	2016	Padres 14, Cubs 15, Mariners 16
Robbins, Wes	1981	

ALL-TIME NASHVILLE SOUNDS ROSTER

Roberts, Leon	1985-86	Royals 84
Roberts, Ryan	2015	Blue Jays 06-07, Rangers 08, Diamondbacks 09-12, Rays 12-13, Red Sox 14
Roberts, Willis	2004	Tigers 99, Orioles 01-03, Pirates 04
Robertson, Andre	1980	Mets 84-85
Robertson, Daniel	2021	Rays 17-19, Giants 20, Brewers 21
Robertson, Mike	1994-96, '99	White Sox 96, Phillies 97, Diamondbacks 98
Robertson, Rich	1999	Pirates 93-94, Twins 95-97, Angels 98
Robinson, Brian	1987	
Robinson, Cam	2022	
Robinson, Jeff M.	1986	Tigers 87-90, Orioles 91, Rangers 92, Pirates 92
Robinson, Ron	1988-89	Reds 84-90, Brewers 90-92
Robledo, Nilson	1996	
Rodriguez, Edwin	1982	Yankees 82, Padres 83/85
Rodriguez, Fernando	2015	Angels 09, Astros 11-12, A's 14-15
Rodriguez, Francisco	2013	Angels 02-08, Mets 09-11, Brewers 11-13/14, Orioles 13, Tigers 16-17
Rodriguez, Josh	2016	Pirates 11
Rodriguez, Rosario	1990	Reds 89-90, Pirates 91
Roenicke, Ron	1988	Dodgers 81-83, Mariners 83, Padres 84, Giants 85, Phillies 86-87, Reds 88
Roesler, Mike	1988-89	Reds 89, Pirates 90
Rogers, Jason	2014	Brewers 14-15, Pirates 16
Rogers, Mark	2010-12	Brewers 10/12
Rollin, Franklin	2019	
Romero, Armando	2002	Padres 97-98, Red Sox 98, Rockies 03
Romero, Niuman	2015	Indians 09, Red Sox 10
Roof, Gene	1986	Cardinals 81-83, Expos 83
Roomes, Rolando	1989	Cubs 88, Reds 89-90, Expos 90
Rosado, Luis	1985	
Rose Jr., Pete	1998	Reds 97
Rosengren, John	2000	
Rosenthal, Trevor	2022	Cardinals 12-17, Nationals 19, Tigers 19, Royals 20, Padres 20
Rothschild, Larry	1978	Tigers 81-82
Rottino, Vinny	2005-08	Brewers 06-08, Marlins 11, Mets 12, Indians 12
Ruffcorn, Scott	1993-96	White Sox 93-96, Phillies 97
Ruffin, Johnny	1993	Reds 93-96, Diamondbacks 00, Marlins 01
Ruiz, Esteury	2022	Padres 22, Brewers 22
Ruiz, Norge	2018	A's 22
Ryan, Jason	2001	Twins 99-00
Ryan, Ken	1999	Red Sox 92-95, Phillies 96-99
Ryan, Matt	1998-99	
Ryder, Brian	1980	
S (134)		
Sabo, Chris	1987, '89, '92	Reds 88-93/96, Orioles 94, White Sox 95, Cardinals 95
Sadzeck, Connor	2021-22	Rangers 18, Mariners 19, Brewers 22
Saenz, Olmedo	1994-96	White Sox 94, A's 00-02, Dodgers 04-07
Saito, Takashi	2011	Dodgers 06-08, Red Sox 09, Braves 10, Brewers 11, Diamondbacks 12
Sak, Jim	2000	
Salas, Marino	2007	Pirates 08
Salas, Mark	1982	Cardinals 84, Twins 85-87, Yankees 87, White Sox 88, Indians 89, Tigers 90-91
Salome, Angel	2009-10	Brewers 08
Sanchez, Alex	1985	Blue Jays 89
Sanchez, Duaner	2002-03	Diamondbacks 02, Pirates 02-03, Dodgers 04-05, Mets 06/08, Padres 09
Sanchez, Freddy	2003-04	Red Sox 03, Pirates 04-09, Giants 09-11
Sanchez, Jake	2015, '17-18	
Sanchez, Jesus	2012-13	
Sanchez, Juan	2011-12	
Sanchez, Miguel	2021-22	Brewers 21-22
Sanders, Tracy	2000	
Sandoval, Juan	2009	
Sanford, Chance	1998	Pirates 98
Sanford, Mo	1991-92	Reds 91, Rockies 93, Twins 95

ALL-TIME NASHVILLE SOUNDS ROSTER

Santana, Danny	2019	Twins 14-17, Braves 17-18, Rangers 19-20, Red Sox 21
Santana, Julio	2005	Rangers 97-98, Devil Rays 98-99, Expos 00, Tigers 02, Brewers 05, Phillies 06
Santana, Rafael	1980	Cardinals 83, Mets 84-88, Indians 90
Santo Domingo, Rafael	1978-79	Reds 79
Santos, Eduard	2016	
Sarfate, Dennis	2005-07	Brewers 06, Astros 07, Orioles 08-09
Sauerbeck, Scott	2000	Pirates 99-03, Red Sox 03, Indians 05-06, A's 06
Sauveur, Rich	1996, '98-99	Pirates 86, Expos 88, Mets 91, Royals 92, White Sox 96, A's 00
Sawyer, Dalton	2017	
Scarborough, Steve	2005	
Schafer, Logan	2011-12, '14	Brewers 11-15, Twins 16
Schall, Gene	1997	Phillies 95-96
Scherrer, Bill	1986-87	Reds 82-84, Tigers 84-86, Reds 87, Orioles 88, Phillies 88
Schmidt, Jason	2001	Braves 95-96, Pirates 96-01, Giants 01-06, Dodgers 07/09
Schmitz, Danny	1980, '82	
Schrenk, Steve	1993-94, '96	Phillies 99-00
Schulz, Jeff	1992	
Schuster, Patrick	2016-17	A's 16, Phillies 16
Scott, Dickie	1984	
Scott, Donnie	1990-91	Rangers 83-84, Mariners 85, Reds 91
Scott, Kelly	1982-83	
Scott, Tim	1999	Padres 91-93/97, Expos 93-96, Giants 96, Angels 97
Scudder, Scott	1989-90	Reds 89-91, Indians 92-93
Sebra, Bob	1989-90	Rangers 85, Expos 86-87, Phillies 88-89, Reds 89, Brewers 90
Secrist, Reed	1999, 2001-02	
Seddon, Joel	2017	
Segovia, Zack	2011	Phillies 07, Nationals 09
Segura, Jose	1992	White Sox 88-89, Giants 91
Seidel, R.J.	2013	
Sellers, Jeff	1989	Red Sox 85-88
Semien, Marcus	2017	White Sox 13-14, A's 15-20, Blue Jays 21, Rangers 22
Serafini, Dan	2000	Twins 96-98, Cubs 99, Padres 00, Pirates 00, Reds 03, Rockies 07
Serum, Gary	1982	Twins 77-79
Service, Scott	1992, 2002	Phillies 88, Expos 92, Rockies 93, Reds 93-94/96-97, Giants 95, Royals 97-99, A's 00, Diamondbacks 03/04, Blue Jays 03
Severino, Pedro	2022	Nationals 15-18, Orioles 19-21, Brewers 22
Shaffar, Ben	2002-03	
Shannon, Kevin	1981	
Shaw, Travis	2021	Red Sox 15-16/21-22, Brewers 17-19/21, Blue Jays 20
Sheets, Ben	2006	Brewers 01-08, A's 10, Braves 12
Sheldon, Scott	2004	A's 97, Rangers 98-01
Sheridan, Pat	1986	Royals 81-85, Tigers 86-89, Giants 89, Yankees 91
Shiell, Jason	2008	Padres 02, Red Sox 03, Braves 06
Shiflett, Mark	1983-84	
Shirley, Steve	1985	Dodgers 82
Showalter, Buck	1980-83	
Shumpert, Terry	2004	Royals 90-94, Red Sox 95, Cubs 96, Padres 97, Rockies 98-02, Devil Rays 03
Sierra, Candy	1988	Padres 88, Reds 88
Silva, Jose	1998-99	Pirates 97-01, Reds 02
Silva, Mark	1983-84	
Simas, Bill	1995	White Sox 95-00
Simmons, Nelson	1985-86	Tigers 84-85, Orioles 87
Simon, Randall	2003-04	Braves 97-99, Tigers 01-02, Pirates 03/04, Cubs 03, Devil Rays 04, Phillies 06
Simpson, Allan	2006	Rockies 04-05, Reds 05, Brewers 06
Singleton, Jon	2022	Astros 14-15
Sirotko, Mike	1995-97	White Sox 95-00
Skrehot, Shaun	2001, '04	
Skrmetta, Matt	2000	Expos 00, Pirates 00, Reds 01, Royals 02
Slagle, Roger	1980-82	Yankees 79

ALL-TIME NASHVILLE SOUNDS ROSTER

Small, Ethan	2021-22	Brewers 22
Small, Jeff	1992	
Smith, Brian	2001-02	Pirates 00
Smith, Chad	2015	Tigers 14, A's 15
Smith, Chris	2009-10, '16-17	Red Sox 08, Brewers 09-10, A's 16-17
Smith, Chuck	1996-97	Marlins 00-01
Smith, Garry	1980, '82	
Smith, Josh	2017	Reds 15-16, A's 17, Red Sox 19
Smith, Keith	1982-84	Rangers 77, Cardinals 79-80
Smith, Ken	1981-82	
Smith, Mark C.	1985	A's 83
Smith, Mark E.	1998	Orioles 94-96, Pirates 97-98, Marlins 00, Expos 01, Brewers 03
Smolinski, Jake	2015-18	Rangers 14-15, A's 15-18
Snell, Nate	1988	Orioles 84-86, Tigers 87
Snider, Van	1988-89	Reds 88-89
Snopek, Chris	1995-97	White Sox 95-98, Red Sox 98
Snusz, Chris	2003-04	
Sobotka, Chad	2021	Braves 18-20
Sohns, Tommy	1978-79	
Solak, Nick	2019	Rangers 19-22
Sollmann, Steve	2008	
Sorensen, Zach	2006	Indians 03, Angels 05
Soto, Mario	1987	Reds 77-88
Spanberger, Chad	2021	
Sparks, Jeff	1999	Devil Rays 99-00
Sparks, Steve	2001	Pirates 00
Sportman, J.P.	2018	
Springer, Gary	1986	
Springs, Jeffrey	2019	Rangers 18-19, Red Sox 20, Rays 21-22
Spurling, Chris	2007	Tigers 03/05-06, Brewers 06-07
Stairs, Matt	2003	Expos 92-93, Red Sox 95, A's 96-00, Cubs 01, Brewers 02, Pirates 03, Royals 04-06, Rangers 06, Tigers 06, Blue Jays 07-08, Phillies 08-09, Padres 10, Nationals 11
Statia, Hainley	2012-14	
Staton, T.J.	1998	
St. Claire, Randy	1988	Expos 84-88, Reds 88, Twins 89, Braves 91-92, Blue Jays 94
Stein, Blake	2004	A's 98-99, Royals 99-02
Stern, Adam	2009-10	Red Sox 05-06, Orioles 07, Brewers 10
Stetter, Mitch	2005-08, '10-12	Brewers 07-11
Stewart, Cory	2004	
Stieb, Dave	1993	Blue Jays 78-92, White Sox 93
St. John, Locke	2019	Rangers 19, Cubs 22
Stocker, Mel	2008	Brewers 07
Stoddard, Bob	1985	Mariners 81-84, Tigers 85, Padres 86, Royals 87
Stokes Jr., Troy	2021	Pirates 21
Stone, Jeff	1992	Phillies 83-87, Orioles 88, Rangers 89, Red Sox 89-90
Strange, Doug	1999	Tigers 89, Cubs 91-92, Rangers 93-94, Mariners 95-96, Expos 97, Pirates 98
Strange-Gordon, Dee	2021	Dodgers 11-14, Marlins 15-17, Mariners 18-20
Strzlecki, Peter	2021-22	Brewers 22
Stull, Cody	2016	
Sturdevant, Tyler	2017	Rays 16
Suppan, Jeff	2009	Red Sox 95-97/03, Diamondbacks 98, Royals 98-02, Pirates 03, Cardinals 04-06/10, Brewers 07-10, Padres 12
Surkamp, Eric	2016	Giants 11/13, White Sox 14, Dodgers 15, A's 16
Sutko, Glenn	1991	Reds 90-91
Sveum, Dale	1999	Brewers 86-91, Phillies 92, White Sox 92, A's 93, Mariners 94, Pirates 96-97/99, Yankees 98
Sweet, Jonathan	1998	
Swindle, R.J.	2009	Phillies 08, Brewers 09
Sykes, Bob	1982	Tigers 77-78, Cardinals 79-81
Szymczak, Dave	1983	
T (48)		
Tabaka, Jeff	1998	Pirates 94/99, Padres 94-95, Astros 95-96, Reds 97, Cardinals 01

ALL-TIME NASHVILLE SOUNDS ROSTER

Tabler, Pat	1980	Cubs 81-82, Indians 83-88, Royals 88-90, Mets 90,
Tanner, Eddie	1987-90	
Taylor, Beau	2017-18	A's 18-19, Blue Jays 19, Indians 20
Taylor, Billy	2001	A's 94/96-99, Mets 99, Devil Rays 00, Pirates 01
Taylor, Dwight	1992	Royals 86
Taylor, Jeff	1980-81	
Taylor, Steve	1980-81	
Taylor, Tyrone	2021-22	Brewers 19-22
Tedder, Scott	1993	
Teegarden, Rob	1981, '83	
Tellez, Rowdy	2021	Blue Jays 18-21, Brewers 21-22
Tepesch, Nick	2016	Rangers 13-14, Dodgers 16, Twins 17, Blue Jays 17
Terry, Scott	1987	Reds 86, Cardinals 87-91
Tewksbury, Bob	1983-84	Yankees 86-87, Cubs 87-88, Cardinals 89-94, Rangers 95, Padres 96, Twins 97
Thatcher, Joe	2007	Padres 07-13, Diamondbacks 13-14, Angels 14, Astros 15
Thigpen, Bobby	1996	White Sox 86-93, Phillies 93, Mariners 94
Thobe, Steve	1998	
Thomas, Charles	2007	Braves 04, A's 05
Thomas, Larry	1993, '97	White Sox 95-97
Thompson, Justin	2006	Tigers 96-99, Rangers 05
Thompson, Rich	2003-04	Royals 04, Rays 12
Thompson, Taylor	2015	White Sox 14
Thornburg, Tyler	2012-13	Brewers 12-16, Red Sox 18-19, Reds 20/22, Braves 22, Twins 22
Thurman, Corey	2006	Blue Jays 02-03
Thurman, Gary	1994	Royals 87-92, Tigers 93, Mariners 95, Mets 97
Tingley, Ron	1994	Padres 82, Indians 88, Angels 89-93, Marlins 94, White Sox 94, Tigers 95
Toca, Jorge	2003	Mets 99-01
Tocci, Carlos	2019	Rangers 18
Tolar, Kevin	1998, 2002	Tigers 00-01, Red Sox 03
Tolman, Tim	1986	Astros 81-85, Tigers 86-87
Tomaselli, Chuck	1984	
Topa, Justin	2021-22	Brewers 20-22
Torres, Melqui	2008	
Torres, Salomon	2002-03	Giants 93-95, Mariners 95-96, Expos 97, Pirates 02-07, Brewers 08
Torres-Costa, Quintin	2021	
Town, Randy	1979	
Trafton, Todd	1991-92	
Treadway, Jeff	1987	Reds 87-88, Braves 89-92, Indians 93, Dodgers 94-95, Expos 95
Tremie, Chris	1995-96, '99	White Sox 95, Rangers 98, Pirates 99
Trevino, Jose	2019	Rangers 18-21, Yankees 22
Triggs, Andrew	2016	A's 16-18, Giants 20, Red Sox 20
Trivino, Lou	2017-18	A's 18-22, Yankees 22
Truby, Chris	2004	Astros 00-01, Expos 02, Tigers 02, Devil Rays 03, Royals 05
Turang, Brice	2021-22	
Turek, Joe	1991	
Turnbow, Derrick	2008	Angels 00/03-04, Brewers 05-08
Tyner, Jason	2009	Mets 00, Devil Rays 00-03, Twins 05-07, Indians 08
U (1)		
Ungs, Nic	2008	
V (30)		
Valdez, Cesar	2017	Diamondbacks 10, A's 17, Blue Jays 17, Orioles 20-21, Angels 22
Valdez, Mario	1997	White Sox 97, A's 00-01
Valdez, Phillips	2019	Rangers 19, Red Sox 20-22
Valrie, Kerry	1995-96	
Van Benschoten, John	2004	Pirates 04/07-08
Van Gorder, Dave	1978-79	Reds 82,84-86, Orioles 87
Van Poppel, Todd	1999	A's 91/93-96, Tigers 96, Rangers 98/02-03, Pirates 98, Cubs 00-01, Reds 03-04

ALL-TIME NASHVILLE SOUNDS ROSTER

Vargas, Claudio	2012	Expos 03-04, Nationals 05, Diamondbacks 05-06, Brewers 07/09-10, Mets 08, Dodgers 09
Vargas, Hedi	1988	Pirates 82/84
Vasquez, Esmerling	2019	Diamondbacks 09-11, Twins 12
Vasquez, Luis	1989-91	
Velez, Eugenio	2013-14	Giants 07-10, Dodgers 11
Veliz, Victor	2015	
Venable, Max	1987	Giants 79-83, Expos 84, Reds 85-87, Angels 89-91
Venditte, Pat	2015	A's 15, Blue Jays 16, Mariners 16, Dodgers 18, Giants 19
Vennaro, Zach	2022	
Ventura, Robin	1997	White Sox 89-98, Mets 99-01, Yankees 02-03, Dodgers 03-04
Verdugo, Ryan	2015	Royals 12
Vertigan, Brett	2018	
Viciedo, Dayan	2015	White Sox 10-14
Viera, Husuan	2019	
Vierra, Joey	1990-92, '94-95	
Villaman, Rafael	1981-82	
Villano, Mike	2000	
Villanueva, Carlos	2006-07, '10	Brewers 06-10, Blue Jays 11-12, Cubs 13-14
Villarreal, Luis	2007	
Vinas, Julio	1996-97	
Vogelbach, Daniel	2021	Mariners 16-20, Blue Jays 20, Brewers 20-21, Pirates 22, Mets 22
Vogelsson, Ryan	2001, '03	Giants 00-01/11-15, Pirates 01/03-06/16
Voigt, Paul	1985	
W (76)		
Wahl, Bobby	2016-18	A's 17, Mets 18, Brewers 20
Walden, Marcus	2022	Red Sox 18-20
Walker, Bernie	1987, '89, '91	
Walker, Duane	1978-79	Reds 82-85, Rangers 85, Cardinals 88
Wallace, Jeff	1999-2000	Pirates 97/99-00, Devil Rays 01
Walsh, Colin	2016	Brewers 16
Walter, Corey	2017	
Walters, Nash	2022	Angels 22
Ward, Daryle	2004	Astros 98-02, Dodgers 03, Pirates 04-05, Nationals 06, Braves 06, Cubs 07-08
Ward, Nick	2018	
Ward, Turner	1999	Indians 90-91, Blue Jays 91-93, Brewers 94-96, Pirates 97-99, Diamondbacks 99-00, Phillies 01
Wasdin, John	2003	A's 95-96, Red Sox 97-00, Rockies 00-01, Orioles 01, Blue Jays 03, Rangers 04-06, Pirates 07
Waters, Chris	2010	Orioles 08-09
Weaver, Jeff	2008	Tigers 99-02, Yankees 02-03, Dodgers 04-06/09-10, Cardinals 06, Mariners 07
Webb, Travis	2013	
Weber, Ryan	2021	Braves 15-16, Mariners 17/21, Rays 18, Red Sox 19-21, Brewers 21, Yankees 22
Weeks, Rickie	2005, '07	Brewers 03/05-14, Mariners 15, Diamondbacks 16, Rays 17
Wehner, John	1999-2000	Pirates 91-96/99-01, Marlins 97-98
Weibl, Clint	2005	
Weicker, George	1978	
Weigel, Patrick	2021	Braves 20, Brewers 21
Weisenburger, Adam	2014	
Wendelken, J.B.	2016, '18	A's 16/18-21, Diamondbacks 21-22
Wendle, Joey	2015-17	A's 16-17, Rays 18-21, Marlins 22
Wengert, Don	2001	A's 95-97, Padres 98, Cubs 98, Royals 99, Braves 00, Pirates 01
Werly, Jamie	1980-81, '83	
Werner, Don	1985	Reds 75-80, Rangers 81-82
Werth, Dennis	1981	Yankees 79-81, Royals 82
Westbrook, Jamie	2021-22	
Wever, Stefan	1981-82	Yankees 82
Wex, Gary	1984	
Wheeler, Zelous	2011	Yankees 14
Whelan, Kevin	2015	Yankees 11, Tigers 14
White, Eli	2019	Rangers 20-22

ALL-TIME NASHVILLE SOUNDS ROSTER

White, Tyler	2022	Astros 16-19, Dodgers 19
Whitley, Garrett	2022	
Whitmore, Darrell	1998	Marlins 93-95
Wiegandt, Scott	1998	
Wiemer, Joey	2022	
Wilborn, Ted	1980-81, '85	Blue Jays 79, Yankees 80
Wilkins, Marc	1998-2001	Pirates 96-01
Willett, Joel	1979	
Williams, Adrian	2012	
Williams, Dave	2001, '03-04	Pirates 01-02/04-05, Reds 06, Mets 06-07
Williams, Frank	1988	Giants 84-86, Reds 87-88, Tigers 89
Williams, Jeff	1984	
Williams, Mike	1998	Phillies 92-96/03, Royals 97, Pirates 98-03, Astros 01
Willis, Carl	1987	Tigers 84, Reds 84-86, White Sox 88, Twins 91-95
Wilson, Brandon	1994-95	
Wilson, Craig A.	2000-01	Pirates 01-06, Yankees 06, Braves 07
Wilson, Craig F.	1996-97	White Sox 98-00
Wilson, Dan	1992	Reds 92-93, Mariners 94-05
Wilson, Enrique	2000	Indians 97-00, Pirates 00-01, Yankees 01-04, Cubs 05
Wilson, Gary	1998	Pirates 95
Wilson, Happy Jack	2001	Pirates 01-09, Mariners 09-11, Braves 11-12
Wilson, Kenny	2017	
Wilson, Steve	1995	Rangers 88, Cubs 89-91, Dodgers 91-93
Wilson, Weston	2021-22	
Wimberly, Larry	2001	
Wimmer, Chris	1998	
Winkelsas, Joe	2006	Braves 99, Brewers 06
Winters, Matt	1982	Royals 89
Wisdom, Patrick	2019	Cardinals 18, Rangers 19, Cubs 20-22
Wohlford, Jim	1987	Royals 72-76, Brewers 77-79, Giants 80-82, Expos 83-86
Wolak, Jerry	1994-95	
Wood, Jason	2000-01	A's 98, Tigers 98-99, Marlins 06-08
Woods, Brian	1997	
Woodruff, Brandon	2022	Brewers 17-22
Woodward, Chris	2008	Blue Jays 99-04/11, Mets 05-06, Braves 07, Mariners 09-10, Red Sox 09
Woodworth, Dave	1984	
Wooten, Rob	2012-14	Brewers 13-15
Worden, Bill	1984	
Worrell, Steve	1996	
Wright, Chase	2009-11	Yankees 07
Wright, Ron	1998	Mariners 02
Wrona, Rick	1992-93, '97	Cubs 88-90, Reds 92, White Sox 93, Brewers 94
Y (2)		
Yardley, Eric	2021	Padres 19, Brewers 20-21
Yelich, Christian	2021	Marlins 13-17, Brewers 18-22
Z (9)		
Zambrano, Jesus	2015	
Zappelli, Mark	1996	
Zarraga, Shawn	2014	
Zito, Barry	2015	A's 00-06/15, Giants 07-13
Zobrist, Ben	2015	Devil Rays 06-07, Rays 08-14, A's 15, Royals 15, Cubs 16-19
Zosky, Eddie	2000	Blue Jays 91-92, Marlins 95, Brewers 99, Astros 00
Zumwalt, Alec	2005-07	
Zuniga, Tony	2005	
Zupcic, Bob	1994-95	Red Sox 91-94, White Sox 94

NASHVILLE VOLTS YEAR-BY-YEAR RESULTS

YEAR	W-L	PCT	PLACE	MANAGER	ATTENDANCE
1901	78-45	.634	1	Newt Fisher	n/a
1902	80-40	.667	1	Newt Fisher	n/a
1903	60-54	.526	5	Newt Fisher	n/a
1904	72-67	.518	5	Newt Fisher	n/a
1905	47-88	.348	7	Newt Fisher/Mike Finn	n/a
1906	47-90	.343	7	Mike Finn	n/a
1907	59-78	.431	8	Johnny Dobbs	n/a
1908	75-56	.573	1	Bill Bernhard	n/a
1909	82-55	.595	2	Bill Bernhard	n/a
1910	64-76	.457	5	Bill Bernhard	n/a
1911	69-64	.519	4	Bill Schwartz	n/a
1912	67-70	.489	4	Bill Schwartz	n/a
1913	62-76	.444	7	Bill Schwartz	n/a
1914	77-72	.517	5	Bill Schwartz	n/a
1915	75-78	.490	4	Bill Schwartz	103,399
1916	84-54	.609	1	Roy Ellam	111,418
1917	77-73	.513	5	Roy Ellam	79,018
1918	30-40	.429	7	Roy Ellam	24,119
1919	55-83	.399	8	Roy Ellam	79,014
1920	65-89	.422	7	Roy Ellam	102,529
1921	62-90	.409	6	Hub Purdue	97,057
1922	56-96	.368	7	Larry Doyle	87,893
1923	75-77	.493	6	Jimmy Hamilton	160,302
1924	78-75	.510	4	Jimmy Hamilton	107,403
1925	81-72	.529	3	Jimmy Hamilton	178,633
1926	83-68	.550	4	Jimmy Hamilton	134,803
1927	84-69	.549	4	Jimmy Hamilton	175,875
1928 *	31-42	.425	6	Jimmy Hamilton	96,396
	28-52	.350	8		
1929	90-63	.588	2	Clarence Rowland	154,113
1930	66-87	.431	7	Clarence Rowland	95,060
1931	51-102	.330	8	Joe Klugman	67,338
1932	75-78	.490	4	Joe Klugman	99,615
				Charlie Dressen	
1933 *	39-37	.513	5	Charlie Dressen	80,028
	36-32	.529	3		
1934 *	46-26	.639	1	Charlie Dressen	113,292
	41-39	.513	4	Charlie Dressen	
				Lance Richbourg	
1935	82-69	.543	4	Frank Brazil	98,781
				Lance Richbourg	
				Johnny Butler	
1936	86-65	.570	2	Lance Richbourg	141,369
1937	80-73	.523	5	Lance Richbourg	106,392
1938	84-66	.560	2	Charlie Dressen	128,686
1939	85-68	.550	3	Larry Gilbert	124,232
1940	101-47	.682	1	Larry Gilbert	138,602
1941	83-70	.542	2	Larry Gilbert	97,282
1942	85-66	.563	2	Larry Gilbert	96,934
1943 **	49-26	.653	1	Larry Gilbert	76,570
	34-29	.540	3		
1944 **	32-36	.471	5	Larry Gilbert	146,945
	47-25	.653	1		
1945	55-84	.396	7	Larry Gilbert	83,014
1946	75-78	.490	5	Larry Gilbert	213,284
1947	80-73	.523	3	Larry Gilbert	251,336
1948	95-58	.621	1	Larry Gilbert	269,893
1949	95-57	.625	1	Rollie Hemsley	228,034
1950	86-64	.573	3	Donald Osborn	188,541
1951	78-76	.506	5	Donald Osborn	136,098
1952	73-79	.480	6	Hugh Poland	113,193
1953 #	85-69	.552	2	Hugh Poland	149,578
1954	64-90	.416	7	Hugh Poland	89,470
1955	77-74	.510	5	Joe Schultz	116,952
1956	75-79	.487	7	Ernest White	115,049

NASHVILLE VOLS YEAR-BY-YEAR RESULTS

YEAR	W-L	PCT	PLACE	MANAGER	ATTENDANCE
1957	83-69	.546	3	Richard Sisler	152,203
1958	76-78	.494	5	Richard Sisler	92,199
1959 *	41-24	.631	2	Richard Sisler	129,125
	43-40	.518	5		
1960	71-82	.464	6	James Turner	99,721
1961	69-83	.454	6	Red Robbins	64,460
1962	DID NOT HAVE TEAM				
1963 **%	24-47	.338	8	John Fitzpatrick	54,564
	29-39	.426	6		
TOTALS	4569-4446	.507			5,849,812

* Split Season

** Split Season with Pennant Winner

Won Four-Team Playoff

% Nashville was member of the Class AA South Atlantic League

ALL-TIME NASHVILLE VOLS TEAM 1920-1963

Selected by late Nashville Banner sportswriters Fred Russell and George Leonard

	<u>Fred Russell</u>	<u>George Leonard</u>
1B	Les Fleming	Les Fleming
2B	Johnny Mihalic	Johnny Mihalic
SS	Lonny Frey	Woddy Williams
3B	Charlie English	Rance Pless
OF	Kiki Cuyler	Babe Barna
	Phil Weintraub	Kiki Cuyler
C	Greek George	Smokey Burgess
	Carl Sawatski	Carl Sawatski
RHP	Tiny Chaplin	Red Lucas
	Red Lucas	Pete Mallory
	Jim Maloney	Jim Maloney
	Boots Poffenberger	Boots Poffenberger
LHP	Jim O'Toole	Jack Harshman
	Bob Schultz	Jim O'Toole
	Boyd Tepler	Bob Schultz
MGR	Larry Gilbert	Larry Gilbert

VOLS STANDOUTS 1901-1919

Selected by late Nashville Banner sportswriter Fred Russell

1B	Jake Daubert
2B	Ed Abbaticchio
SS	Kid Butler
3B	Art Kores
OF	Tod Sloan
	Gus Williams
	Doc Wiseman
C	Newt Fisher
	Gabby Street
P	Pug Cavet
	Red Fisher
	Hugh Hill
	Hub Perfue
	Tom Rogers
	War Sanders
	Vedder Sitton

BREWERS



MILWAUKEE BREWERS BASEBALL OPERATIONS



American Family Field
One Brewers Way
Milwaukee, WI 53214
Phone: 414-902-4400
www.brewers.com

Chairman and Principal Owner.....	Mark Attanasio
Senior Vice President and General Manager.....	Matt Arnold
Advisor to Ownership and Baseball Operations.....	David Stearns
Special Assistant to the General Manager.....	Doug Melvin
Senior Vice President - Player Personnel.....	Karl Mueller
Vice President - Baseball Projects.....	Gord Ash
Vice President - Player Operations and Baseball Administration.....	Tom Flanagan
Vice President - Domestic Scouting.....	Tod Johnson
Vice President - Baseball Operations.....	Matt Kleine
Special Assistant to the General Manager.....	Matt Klentak
Vice President & Special Assistant to the GM/Baseball Operations...Eduardo Brizuela	
Vice President - Baseball Systems and High Performance.....	Will Hudgins
Vice President - Baseball Research and Innovation.....	Dan Turkenkopf
Special Assistant - Baseball Operations and Player Development....	Quinton McCracken
Special Assistant to the General Manager/Player Development.....	Carlos Villanueva
Special Assignment Scout.....	Scott Campbell
Special Assistant - Baseball Research and Development.....	Nick Davis
Vice President - Player Development.....	Jake McKinley
Senior Manager - Baseball Administration.....	Mark Mueller

TOM FLANAGAN - VICE PRESIDENT - PLAYER OPERATIONS AND BASEBALL ADMINISTRATION

Tom Flanagan, 50, enters his 34th season with the Brewers and seventh overseeing the organization's player development department and Minor League operations, including each of the organization's affiliates and the Brewers Baseball Academy in the Dominican Republic.

Flanagan was named to his current role on November 13, 2015, becoming the 10th individual in franchise history tasked with overseeing the team's Minor League operations. After originally joining the organization as a batboy in 1990, he has also held roles as home clubhouse attendant (1993-96), baseball operations assistant (1996-99), assistant director of scouting (2000-05) and senior director of baseball operations (2006-15).

In his six years as assistant director of scouting, the Brewers selected at least one future Major League All-Star, including Corey Hart in 2000, J.J. Hardy in 2001, Prince Fielder in 2002, Rickie Weeks in 2003, Yovani Gallardo and Lorenzo Cain in 2004, and Ryan Braun and Michael Brantley in 2005.

Born in Milwaukee, Flanagan graduated from the University of Wisconsin-Milwaukee with a business administration degree. Tom and his wife, Jennifer, reside in New Berlin, Wis., with their son, Michael, and daughter, Molly.

MILWAUKEE BREWERS MINOR LEAGUE FIELD STAFF

Field Coordinator/Outfield & Baserunning Instructor.....	Spencer Allen
Assistant Field Coordinator & ACL Manager.....	Rafael Neda
Infield Coordinator.....	Bob Miscik
Roving Infield Instructor.....	Matt Erickson
Pitching Coordinator.....	Nick Childs
Lead Strategist - Pitching Development.....	Bryan Leslie
Hitting Coordinator.....	Brenton Del Chiaro
Assistant Hitting Coordinator.....	Eric Theisen
Special Assistant to the GM/Player Development.....	Carlos Villanueva
Special Assistant - Baseball Operations/Player Development.....	Quinton McCracken
Assistant - Baseball Operations & Player Development.....	Pedro Alvarez
Assistant - Player Development.....	Josh Lindblom
Assistant - Player Development.....	Rickie Weeks

MILWAUKEE BREWERS COMMUNICATIONS

Senior Vice President - Communications and Affiliate Operations.....	Tyler Barnes
Senior Director - Media Relations.....	Mike Vassallo
Senior Director - Business Communications.....	Leslie Stachowiak
Manager - Media Relations.....	Andrew Gruman



MILWAUKEE BREWERS MINOR LEAGUE AFFILIATES

Biloxi Shuckers (Double-A)

MGM Park
105 Caillavet Street
Biloxi, MS 39530
Phone: 228-233-3465
www.biloxishuckers.com
@BiloxiShuckers

League: Southern League
General Manager: Hunter Reed
Media Contact: Garrett Greene

Manager: Mike Guerrero
Pitching Coach: Will Schierholz
Hitting Coach: Chuckie Caufield
Bench Coach: Nick Stanley
Bullpen Coach: Josh Spence
Athletic Trainer: Andrew Staehling
Strength & Conditioning: Grant Kastelan

Wisconsin Timber Rattlers (High-A)

Neuroscience Group Field
2400 N. Casaloma Drive
Appleton, WI 54913
Phone: 920-733-4152
www.timberattlers.com
@TimberRattlers

League: Midwest League
General Manager: Rob Zerjav
Media Contact: Chris Mehring

Manager: Joe Ayrault
Pitching Coach: Drew Thomas
Hitting Coach: Ken Joyce
Bench Coach: David Tufo
Athletic Trainer: Benny Arroyo
Strength & Conditioning: Jim Buckley

Carolina Mudcats (Single-A)

Five County Stadium
1501 NC Highway 39
Zebulon, NC 27597
Phone: 919-269-2287
www.gomudcats.com
@CarolinaMudcats

League: Carolina League
General Manager: Eric Gardner
Media Contact: Greg Young

Manager: Victor Estevez
Pitching Coach: Michael O'Neal
Hitting Coach: J.J. Reimer
Bullpen Coach: Jorge Ortega
Athletic Trainer: Myles Fish
Strength & Conditioning: Jonah Mergen

Arizona Complex League Brewers (Rookie)

American Family Fields of Phoenix
3805 North 53rd Avenue
Phoenix, AZ 85031
Phone: 623-245-5555
www.brewers.com

League: Arizona Complex League

Manager: Rafael Neda
Pitching Coach: Hiram Burgos / Paul Moeller
Hitting Coach: C.J. Retherford / Mike Habas
Athletic Trainer: B.J. Downie
Strength & Conditioning: Tyron Carrasquillo

Dominican Summer League Brewers (Rookie)

Dominican Republic Academy
Carretera San Pedro - Ramon Santana #24
Seccion Monte Cristi, San Pedro de Macoris, DR

League: Dominican Summer League

Manager: Fidel Peña / Natanael Mejia
Pitching Coaches: Juan Sandoval, José García, Jesús Hernández
Hitting Coach: Austin Turner
Coaches: Robinzon Diaz, Joan Abreu, José Peña
Athletic Trainers: Jay Williams, Stevie Blackburn-Lazalde
Strength & Conditioning Specialists: Teresita Gonzalez, Luis Fermin

MEDIA



MEDIA INFORMATION

Collin Perry
Communications Manager
E-Mail: CollinP@nashvillesounds.com
Phone: 615-515-1152

Bailey Knight
Communications Assistant
E-Mail: BaileyK@nashvillesounds.com
Phone: 615-515-1107

CREDENTIALS: Credentials are available upon request for legitimate news-gathering organizations. Requests should be made via e-mail and sent to the Sounds' media relations department at CollinP@nashvillesounds.com. Requests must be received at least 24 hours in advance to guarantee timely processing. Credentials are to be picked up at the First Horizon Park will call window.

***Note:** No spouses, guests, or children of media members will be issued credentials. Sounds credentials are non-transferable. Credentialed members of the media are prohibited from requesting or accumulating autographs or equipment on the playing field or in the dugout or clubhouse. Any violation of these guidelines may result in immediate revocation of the credential and future access. Only credentials issued by the Nashville Sounds, Milwaukee Brewers, Major League Baseball or Minor League Baseball will be honored. All credentials must be visible at all times.

PHOTOGRAPHERS: Photographers must work out of the camera bays located at the far ends of each dugout. Chairs are available in the dugouts. When exiting the field, please use the gate leading to the stands at the far end of each dugout. If you wish to switch dugouts, please wait until the half-inning is complete and walk along the track behind home plate to the other side. Do not enter the playing field at any time. Photographers must gain permission from Media Relations department to shoot from behind home plate area.

CLUBHOUSE ACCESS: Access to the Sounds clubhouse before and after games will be limited to those organizations that are filing on a nightly deadline. All other media outlets will be asked to conduct interviews on the field prior to batting practice. Clubhouse access will be granted to all media when special situations arise, as determined by the Nashville Sounds. Pre-game access to the clubhouse will be determined by the Sounds field staff. The clubhouse will be open to the media no later than 15 minutes after the conclusion of the game. The clubhouse is not accessible during rain delays and between games of a doubleheader, unless otherwise arranged with the Sounds Media Relations Department. Access to the visiting clubhouse is subject to the visiting team's guidelines. **THE TRAINER'S ROOM IS CLOSED TO THE MEDIA AT ALL TIMES.**

FIELD ACCESS: All credentialed media members will be given access to the playing field prior to each game. At no time will media members be allowed in fair territory or beyond first or third base. Pre-game interviews must be conducted before or at the conclusion of Sounds batting practice and during the visitor's batting practice. All non-uniformed personnel must clear the field at the conclusion of the visiting team's batting practice unless that individual has credentials for in-game privileges (photo pass). If you plan to interview a player/coach for longer than five minutes, please make arrangements at least 24 hours in advance through the Sounds Media Relations Department (615-515-1152).

GAME NOTES/STATISTICS: All media information is available in the press box three hours prior to game time. Game notes are also available for online viewing at www.nashvillesounds.com under the Sounds Game Center tab.

SOUNDS ON THE AIR



JEFF HEM - PLAY-BY-PLAY BROADCASTER

Jeff Hem continues to serve as the “Voice Of The Sounds” for the 2023 season. He enters his 12th year in Music City and his 18th overall season behind the microphone.

In 2012, Hem arrived in Nashville with eight seasons and over 1,100 games of professional baseball experience under his belt. He spent the previous seven seasons with the Single-A Kane County Cougars of the Midwest League, including 2009 when the Cougars, then an A’s affiliate, were managed by former Sounds skipper Steve Scarsone.

Career highlights for the 40-year-old include making his regular season Major League broadcast debut in June 2018 with the Oakland A’s for a doubleheader at the Chicago White Sox, being part of the radio broadcast team for the Triple-A All-Star Game in Columbus, Ohio, in July 2018, and calling the inaugural game at First Horizon Park on April 17, 2015. While with the Cougars, Stadium in St. Louis.

he also enjoyed the opportunity to call two minor league games at Wrigley Field in Chicago and Busch Stadium in St. Louis.

His additional duties for the Sounds include sponsorship and corporate sales and performing public speaking engagements. In the offseason, Hem continues to call the play-by-play action for several college and high school games on television and radio.

A native of Aurora, Illinois and a graduate of the University of Iowa, Hem began his broadcasting career while in college before completing an internship with the Battle Creek Yankees en route to gaining his position with Kane County. He and his wife, Alissa, reside in Hendersonville, Tenn., with their two children.

94.9 The Fan

On March 23, 2021 the Nashville Sounds Baseball Club and 94.9 The Fan announced a multi-year partnership as the team’s flagship radio station, including all 150 game broadcasts during the 2023 season.

94.9 The Fan, a sister station of 102.5 The Game, has a strong broadcast reach throughout Middle Tennessee and is simulcast on 95.1 FM in Rutherford County and worldwide on The Game Nashville streaming app.

Jeff Hem will handle the play-by-play duties for all broadcasts in his ninth season as the “Voice of the Sounds.” Hem’s broadcasts will begin 15 minutes before the scheduled first pitch with a pre-game show and conclude with a 15-minute post-game show.



In addition to the 94.9 The Fan airwaves, all game broadcasts will be heard on www.nashvillesounds.com, the MiLB First Pitch app and The Game Nashville’s streaming app.

In the event of a broadcast conflict with a Nashville SC game, the Sounds will be heard on ESPN 102.5 The Game, which is also simulcast on 97.5 FM in Rutherford County.

PRE-GAME FIELD SCHEDULE

1:05 GAME TIME

Sounds BP & Infield
Visitor BP & Infield
Grounds Crew Prep
Plate Meeting
National Anthem

ON FIELD

10:15 a.m.
11:15 a.m.
12:15 p.m.
12:57 p.m.
1:00 p.m.

OFF FIELD

11:15 p.m.
12:15 p.m.
1:00 p.m.

2:05 GAME TIME

Sounds BP & Infield
Visitor BP & Infield
Grounds Crew Prep
Plate Meeting
National Anthem

ON FIELD

11:15 a.m.
12:15 p.m.
1:15 p.m.
1:57 p.m.
2:00 p.m.

OFF FIELD

12:15 p.m.
1:15 p.m.
2:00 p.m.

6:05 GAME TIME

Sounds BP & Infield
Visitor BP & Infield
Grounds Crew Prep
Plate Meeting
National Anthem

ON FIELD

3:15 p.m.
4:15 p.m.
5:15 p.m.
5:57 p.m.
6:00 p.m.

OFF FIELD

4:15 p.m.
5:15 p.m.
6:00 p.m.

6:35 GAME TIME

Sounds BP & Infield
Visitor BP & Infield
Grounds Crew Prep
Plate Meeting
National Anthem

ON FIELD

3:45 p.m.
4:45 p.m.
5:45 p.m.
6:27 p.m.
6:30 p.m.

OFF FIELD

4:45 p.m.
5:45 p.m.
6:30 p.m.

BASEBALL TERMINOLOGY & GUIDELINES

Consecutive-Game Hitting Streak: A consecutive-game hitting streak shall not be terminated if a player's plate appearances (one or more) result in a base on balls, hit by pitch, defensive interference or sacrifice bunt. The streak shall terminate if a player has a sacrifice fly or no hit.

Consecutive-Game Playing Streak: A consecutive-game playing streak shall be extended if the player plays one-half inning on defense or if he completes a time at bat by reaching base or being put out. A pinch-running experience only shall not extend the streak. If a player is ejected from a game by an umpire before he can comply with the requirements of this rule, his streak shall continue.

Day/Night Game: Any game scheduled to start at or after 5:00 p.m. will be considered a night game. If a game is scheduled to start before 5 p.m. and is delayed by rain or for any other reason, it shall be considered a day game. However, both games of a two-night doubleheader shall be considered night games. When afternoon and night games are played on the same day and separate admissions are charged, they will be counted as one day and one night game and will not be considered a doubleheader.

Determining Games Back in Standings: Determine the games above .500 of team in first place, minus the games above .500 of the team you're trying to figure out. Example: If the team in first is 5 games above .500 and you are trying to figure out how many games back a team is that is one game above .500, then $5-1=4$, so the team is 4 games back. Or the number of fewer wins plus the number of extra losses than the leader in the standings, divided by 2.

Magic Number: Determine the number of games yet to be played, add one, then subtract the number of games ahead in the loss column of the standings from the closest opponent.

Qualifying Marks: In order to qualify for a league batting title, a player must have a minimum of 2.7 plate appearances per team game. To qualify for an earned run average title, a pitcher must have accumulated a minimum of 0.8 inning pitched per game.

Quality Start: Defined as a start where a pitcher lasts six or more innings and gives up three or fewer earned runs.

Save Rule: Credit a pitcher with a save when he meets all three of the following conditions: (1) He is the finishing pitcher in a game won by his club; (2) He is not the winning pitcher; and (3) He qualifies under one of the following conditions: (a) He enters the game with a lead of no more than three runs and pitches for at least one inning; or (b) He enters the game, regardless of the count, with the potential tying run on either base, or at bat, or on deck; or (c) He pitches effectively for at least three innings. No more than one save can be credited in each game.

Hold Rule: The hold is not an official statistic, but it was created as a way to credit middle relief pitchers for a successful outing. If a reliever comes into a game to protect a lead, gets at least one out and leaves without giving up that lead, he is credited with a hold. You cannot get a save and a hold in the same game.

Winning Pitcher: The starting pitcher will be credited with the win only if the pitcher has pitched at least five complete innings and his team not only is in the lead when he is replaced, but remains in the lead the remainder of the game. EXCEPTION: The "must-pitch-five-complete-innings" rule in respect to the starting pitcher shall be in effect for all games of six or more innings. In a five-inning game, credit the starting pitcher with a game won only if he has pitched at least four complete innings and his team not only is in the lead when he is replaced, but remains in the lead for the remainder of the game. When the starting pitcher does not meet the preceding criteria and more than one relief pitcher is used, the victory shall be awarded on the following basis:

1. When, during the tenure of the starting pitcher, the winning team assumes the lead and maintains it to the finish of the game, credit the victory to the relief pitcher judged by the official scorer to have been the most effective.
2. Whenever the score is tied, the game becomes a new contest insofar as the winning and losing pitcher is concerned.
3. Once the opposing team assumes the lead, all pitchers who have pitched up to that point are excluded from being credited with the victory, except the current pitcher.
4. The winning relief pitcher shall be the one who is the pitcher of record when his team assumes the lead and maintains it to the finish of the game. EXCEPTION: Do not credit a victory to a relief pitcher who is ineffective in a brief appearance, when a succeeding relief pitcher pitches effectively in helping his team maintain the lead. In such cases, credit the succeeding relief pitcher with the victory.

Determining Batting Average: Divide the number of at-bats by the number of hits.

Determining Earned Run Average: Take the number of earned runs, multiply by nine, and divide by innings pitched.

Determining Fielding Percentage: Divide the total number of putouts and assists by the combined total of putouts, assists, and errors.

Determining Slugging Percentage: Divide the total bases of all hits by the total times at bat (at-bats do not include walks, sacrifices, times awarded first base on interference or obstruction, or when hit by pitcher).

Determining On-Base Percentage: Add hits, walks, and hit by pitches, then divide by the combined total of at-bats, walks, hit by pitches, and sacrifice flies (times awarded first base on interference or obstruction are not figured into OBP).

Major League Rookie Status: A player is considered a rookie if he has no more than 130 at-bats or 50 innings pitched in the big leagues. He is not a rookie if he has spent more than 45 days on a major-league roster during the 25-player limit, even if he has fewer than 130 at-bats or 50 innings pitched (service time requirement excludes stints on the DL or in the military).

TRANSACTION TERMINOLOGY

Options: When a player is on the 40-man roster and in the minor leagues, he is on “optional assignment.” Players have three option years and can be sent up and down as many times as the club chooses within those seasons but will only be charged with one option per season. When a player is “out of options,” he will have to clear irrevocable waivers in order to be removed from the 40-man roster and sent to the minor leagues.

Waivers: If a player placed on major league waivers is not claimed by another team within two business days after waivers have been requested, then the player has “cleared waivers” and the team has secured waivers for the remainder of the waiver period. The team can do one of three things:

1. Send the player to the minors via outright assignment; or
2. Trade the player to another team, even if the trading deadline has passed; or
3. Release the player.

Note: Any trades involving a 40-man roster player (July 31 through the end of the regular season) may only involve players who have cleared major league waivers.

If a player does not clear waivers (claimed by another team or teams), the club requesting waivers may withdraw the waiver request. If the club does not withdraw the waiver request, the player’s contract is assigned as follows:

- a. If only one claim is entered, the player’s contract is assigned to that claiming club.
- b. If more than one club in the same league makes claims, the club currently lower in the standings gets the player.
- c. If clubs in both leagues claim the player, preference shall always go to the club in the same league as the club requesting waivers.

Designated For Assignment: This transaction allows a club to open a roster spot for up to a 10-day period while waiting for a player to clear waivers, after which he must be released, traded, or assigned to the minor leagues.

Recalled vs. Contract Selected: If a player is on the 40-man roster, he is “recalled.” If not, then his “contract is selected” from the minor league team. A player must be added to the 40-man roster when his contract is selected.

Rule 5 Draft: A player not on the 40-man roster is eligible for this yearly December draft if:

1. The player was 18 or younger when he first signed a pro contract and this is the fourth Rule 5 draft since he signed; or
2. He was 19 or older when he first signed a pro contract and this is the third Rule 5 draft since he signed.

Major League Rehab Assignment: A major league player may be assigned to a minor league affiliate for the purpose of injury rehabilitation for a maximum of 20 days for non-pitchers and 30 days for pitchers. The player continues to receive his major league salary. Any service with the minor league club shall be deemed major league service. Rehabilitation assignments do not count as optional assignments.

International League Roster Limits: Triple-A rosters are limited to 28 active players throughout the entire playing season.

Minor League Injured List: Players placed on the disabled list must remain on the list for a minimum of seven consecutive days. Players on the IL do not count toward a team’s roster limit.

BASEBALL MEDICAL GLOSSARY

Anterior Cruciate Ligament (ACL): A primary stabilizing ligament within the center of the knee joint that prevents hyperextension and excessive rotation of the joint. A complete tear of the ACL necessitating reconstruction could require up to 12 months of rehabilitation.

Arthroscopy: A surgical examination of the internal structures of a joint by means of viewing through an arthroscope. An arthroscopic procedure can be used to remove or repair damaged tissue or as a diagnostic procedure in order to inspect the extent of any damage or confirm a diagnosis.

Capsule: An enclosing structure, which surrounds the joint and contains ligaments, which stabilize the joint.

Cartilage: Smooth, slippery substance preventing two ends of bones from rubbing together.

Collateral Ligament: On either side of, and acting as a radius of movement of, a hinge joint, as of the elbow, knee and wrist.

Concussion: Jarring injury of the brain resulting in dysfunction. It can be graded as mild, moderate or severe depending on loss of consciousness, amnesia and loss of equilibrium.

Contusion: An injury to a muscle and tissues caused by a blow from a blunt object.

Deltoid Muscle: Muscles at the top of the arm, just below the shoulder, responsible for shoulder motions to the front, side and back.

Epicondylitis: Inflammation in the elbow due to overuse.

Fracture: Any breach of continuity of a bone. Types of fractures include simple, compound, comminuted, greenstick, incomplete, impacted, longitudinal, oblique, stress and transverse.

Inflammation: The body's natural response to injury, in which the injury site might display various degrees of pain, swelling, heat, redness and/or loss of function.

Labrum: The cartilage of the glenoid cavity in the shoulder. A lip-edged or lip-like structure.

Ligament: Band of fibrous tissue that connects bone to bone, or bone to cartilage and supports and strengthens joints.

Magnetic Resonance Imaging (MRI): imaging procedure in which a radio frequency pulse causes certain electrical elements of the injured tissue to react to this pulse and through this process a computer display and permanent film establish a visual image. MRI does not require radiation and is very useful in the diagnosis of soft tissue, disc and meniscus injuries.

Medial Collateral Ligament (MCL): Ligament of the knee along the medial aspect that connects the femur to the joint.

Meniscus: Crescent-shaped cartilage, usually pertaining to the knee joint; also known as "cartilage." There are two menisci in the knee: medial and lateral. These work to absorb weight within the knee and provide stability.

Patella: The kneecap. The patella functions to protect the distal end of the femur as well as increase the mechanical advantage and force generating capacities of the quadriceps muscle group.

Posterior Cruciate Ligament (PCL): A primary stabilizing ligament of the knee that provides significant stability and prevents displacement of the tibia backward within the knee joint. A complete tear of the ligament necessitating reconstruction could require up to 12 months of rehabilitation.

Rotator Cuff: Comprised of four muscles in the shoulder area that can be irritated by overuse. The muscles are the supraspinatus (most commonly injured), infraspinatus, teres minor and subscapularis.

Rotator Cuff Impingement Syndrome: A microtrauma or overuse injury caused by stress. The four stages are: 1) tendinitis with temporary thickening of the bursa and rotator cuff 2) fiber dissociation in the tendon with permanent thickening of the bursa and scar formation 3) a partial rotator cuff tear of less than 1 cm and 4) a complete tear of 1 cm or more.

Sprain: An injury to a ligament that results from overuse or trauma. Sprains occur when there is a stretch or tear in one or more ligaments, slightly elastic bands of tissue that keep the bones in place while permitting movement at a joint.

Strain: An injury to a tendon or muscle resulting from overuse or trauma.

Stress Fracture: A hairline type of break in a bone caused by overuse.

Tendinitis: Inflammation of the tendon and/or tendon sheath, caused by chronic overuse or sudden injury.

Ulnar Collateral Ligament: Located on the inside of the elbow - ligament that was replaced or repaired for Tommy John surgery.

NASHVILLE, TENNESSEE

Nashville is the capital of Tennessee and the entertainment, cultural, and commercial center of the Mid-South. With a metropolitan population of more than 2 million people, Nashville has the largest population of any metropolitan area in Tennessee, which puts it among the 40 largest in the nation. In the past 15 years, the population of the Nashville area has grown by nearly 30 percent.

During the winter of 1779–1780, James Robertson and John Donelson founded a settlement at Big Salt Lick by the Cumberland River at the present site of the city. They built forts on both sides of the river, naming one of them Fort Nashborough in honor of Francis Nash, a Revolutionary War general. In 1784, the town was named Nashville, and it was incorporated as a city in 1806. The city serves as the final resting place of two U.S. presidents -- Andrew Jackson and James K. Polk.

Nashville is a pleasant mix of big-city entertainment and “down home” friendliness. Nashville’s location places it near the nation’s population center. Major cities such as St. Louis, Cincinnati, Memphis, Atlanta, & Birmingham can all be reached by car within 3-5 hours.

The city is also the cornerstone of the Mid-South economy. It has become a leader in printing and publishing, music and entertainment, finance and insurance, healthcare management, manufacturing, and tourism.

Internationally-known companies with corporate headquarters in Nashville include:

AllianceBernstein, Bridgestone/Firestone, Caterpillar Financial, Cracker Barrel, Ryman Hospitality Properties, Genesco, HCA Healthcare, Curb Records, Shoney’s, and Thomas Nelson Publishing.

In addition, CKE Restaurants, Dollar General, Gibson Guitar Corp., Ingram Industries, Kirkland’s, Nissan North America, Servpro Industries, Singor Corporation, Tractor Supply Company and Traingle Group also have significant corporate operations in the city.

When it comes to having a good time, Nashville has many entertainment options, offering a multitude of sporting events, recreational opportunities, the largest movie theatre east of the Mississippi River, restaurants, parks, and shopping malls.

The sports landscape in Nashville includes three major-league teams. The Tennessee Titans have brought the National Football League to Nashville. The Titans play in the 69,000-seat Nissan Stadium, which is located on the east bank of the Cumberland River across from downtown. In addition, the Nashville Predators have introduced the National Hockey League to the mid-state. They play in the 18,000 seat Bridgestone Arena. Nashville was awarded an MLS franchise that kicked off play as Nashville SC in February 2020. And, of course, the Sounds, a constant in the city since 1978, compete in the International League as the eldest active pro sports franchise in Middle Tennessee.

The city is also home to numerous special events. In the past decade alone, the city has hosted events such as the U.S. Figure Skating Championships, the NCAA men’s and women’s basketball tournaments, the SEC men’s and women’s basketball tournaments, numerous AAU national championships, and the U.S. Swimming Championships. Each year, Nashville hosts the highly-popular Country Music Marathon and the Music City Bowl, which pits teams from the Big Ten and SEC against one another each December at Nissan Stadium.

Known as “Music City USA”, Nashville is a city who music tastes range from country to rock to gospel. The city has several major concert venues and many big-name concert tours make a stop in Nashville. The city also serves as home to the Grand Ole Opry, the nation’s longest-running weekly radio show, and the Country Music Hall of Fame. Nashville also serves as the center of the country music industry and is one of the top recording centers in the nation.

The nightlife in downtown Nashville is always an intriguing scene. Along with the music clubs, where some of today’s top country music stars got their start, there is the Hard Rock Café and the Wildhorse Saloon. All of these are located around Broadway, the center of the entertainment scene in Nashville.

Nashville’s cultural environment has helped the city earn its other nickname, the “Athens of the South.” Nashville is well-known as a major education center. The area’s 18 accredited four-year and postgraduate institutions are an integral part of the economic and cultural identity of the area.

The city also offers numerous cultural and artistic venues. It is home to nine performing arts facilities, including the Tennessee Performing Arts Center which is the home to a wide range of events, including Broadway musicals and performances by the Nashville Ballet, Nashville Opera, and the Nashville Symphony, which performs in the state-of-the-art Schermerhorn Center.

The city is also home to seven art galleries, 25 museums (including the Tennessee State Museum), numerous historic sites (like The Hermitage -- home of President Andrew Jackson, an exact replica of the Parthenon, and the Natchez Trace Parkway), and an upgraded public library system that includes a \$50 million downtown library.

NASHVILLE SOUNDS BASEBALL

2023 SCHEDULE

HOME

AWAY

FIREWORKS

APRIL

SUN	MON	TUE	WED	THU	FRI	SAT
					MAR 31 LOU 6:35	1 LOU 6:35
2 LOU 2:05	3	4 MEM 6:45	5 MEM 12:05	6 MEM 6:45	7 MEM 7:05	8 MEM 3:05
9 MEM 1:05	10	11 NOR 6:35	12 NOR 6:35	13 NOR 6:35	14 NOR 6:35	15 NOR 6:35
16 NOR 2:05	17	18 JAX 6:05	19 JAX 11:00AM	20 JAX 6:05	21 JAX 6:05	22 JAX 5:35
23 JAX 2:05	24	25 OMA 6:35	26 OMA 6:35	27 OMA 6:35	28 OMA 6:35	29 OMA 6:35
30 OMA 2:05						

MAY

SUN	MON	TUE	WED	THU	FRI	SAT
	1	2 STP 11:07AM	3 STP 6:37	4 STP 6:37	5 STP 6:37	6 STP 2:07
7 STP 2:07	8	9 GWN 6:35	10 GWN 6:35	11 GWN 6:35	12 GWN 6:35	13 GWN 6:35
14 GWN 2:05	15	16 DUR 5:35	17 DUR 5:35	18 DUR 5:35	19 DUR 5:35	20 DUR 5:35
21 DUR 12:05	22	23 IOW 6:35	24 IOW 6:35	25 IOW 6:35	26 IOW 6:35	27 IOW 6:35
28 IOW 2:05	29	30 CLT 5:05	31 CLT 10:05AM			

JUNE

SUN	MON	TUE	WED	THU	FRI	SAT
				1 CLT 6:04	2 CLT 6:04	3 CLT 6:04
4 CLT 12:05	5	6 JAX 6:05	7 JAX 11:05AM	8 JAX 6:05	9 JAX 6:05	10 JAX 5:35
11 JAX 1:05	12	13 GWN 6:35	14 GWN 6:35	15 GWN 6:35	16 GWN 6:35	17 GWN 6:35
18 GWN 2:05	19	20 NOR 6:35	21 NOR 6:35	22 NOR 6:35	23 NOR 6:35	24 NOR 6:35
25 NOR 2:05	26	27	28 MEM 7:05	29 MEM 7:05	30 MEM 7:05	

JULY

SUN	MON	TUE	WED	THU	FRI	SAT
						1 MEM 6:35
2 MEM 6:35	3 MEM 6:35	4 COL 6:05	5 COL 6:35	6 COL 6:35	7 COL 6:35	8 COL 6:35
9 COL 1:05	10	11	12	13	14 LOU 6:15	15 LOU 6:15
16 LOU 5:05	17	18 JAX 6:35	19 JAX 6:35	20 JAX 6:35	21 JAX 6:35	22 JAX 6:35
23 JAX 6:05	24	25 NOR 5:35	26 NOR 5:35	27 NOR 11:05AM	28 NOR 5:35	29 NOR 5:35
30 NOR 3:05	31					

AUGUST

SUN	MON	TUE	WED	THU	FRI	SAT
		1 DUR 6:35	2 DUR 6:35	3 DUR 6:35	4 DUR 6:35	5 DUR 6:35
6 DUR 6:05	7	8 IND 6:05	9 IND 6:05	10 IND 6:05	11 IND 6:05	12 DUR 6:05
13 IND 12:35	14	15 CLT 6:35	16 CLT 6:35	17 CLT 6:35	18 CLT 6:35	19 CLT 6:35
20 CLT 6:05	21	22 GWN 6:05	23 GWN 6:05	24 GWN 6:05	25 GWN 6:05	26 GWN 5:05
27 GWN 12:05	28	29 DUR 5:35	30 DUR 5:35	31 DUR 5:35		

SEPTEMBER

SUN	MON	TUE	WED	THU	FRI	SAT
					1 DUR 5:35	2 DUR 5:35
3 DUR 12:05	4	5 MEM 6:35	6 MEM 6:35	7 MEM 6:35	8 MEM 6:35	9 MEM 6:35
10 MEM 6:05	11	12 CLT 5:35	13 CLT 5:35	14 CLT 6:04	15 CLT 6:04	16 CLT 4:35
17 CLT TBD	18	19 JAX 6:35	20 JAX 6:35	21 JAX 6:35	22 JAX 6:35	23 JAX 6:35
24 JAX 6:05	25	26	27	28	29	30